

Report No.: TH-5117A

Test Time: 2024/11/14 17:17

Luminaire Property

Luminaire Manufacturer: NORDECOR
Luminaire Category: 4286
Lamp Catalog:
Number of Lamps:
Luminous Length (mm):
Luminous Height (mm):
Current: 0.322 A
Power Factor: 0.481

Luminaire Description: 36W 1.2米支架灯
Lamp Description:
Lumens per Lamp:
Luminous Width (mm):
Voltage: 220.4 V
Power: 34.20 W


Photometric Results

CIE Class: Semi-Direct
Measurement Flux: 3587 lm
Downward Ratio: 88%
Horizontal Diffuse Angle(50%): H113.9
Vertical Diffuse Angle(50%): V142.4
Luminaire Efficacy Rating (LER): 104.93
Max. Intensity: 910.1 cd
S/MH(C0/C180): 1.27

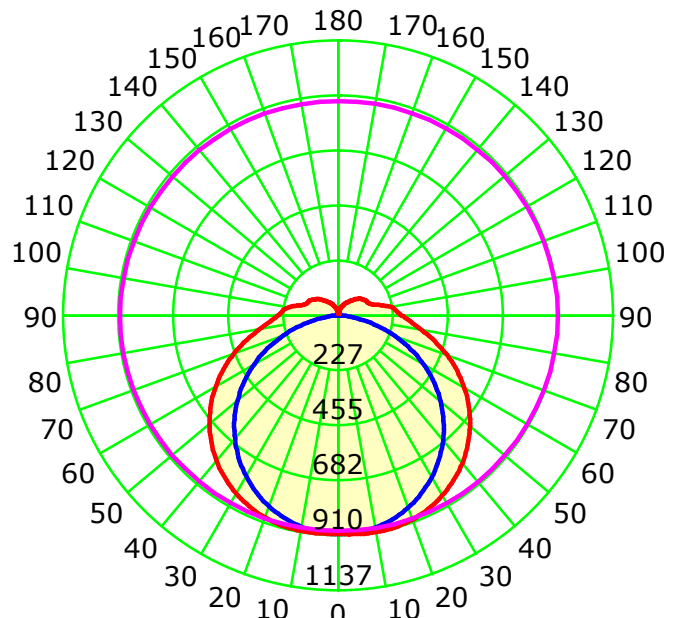
Total Rated Lamp Lumens: 3587.0 lm
Efficiency: 100%
Upward Ratio: 12%

C0r0 Intensity: 903.91 cd
Pos of Max. Intensity: H90 V10
S/MH(C90/C270): 1.41

Picture Of Luminaire



Luminous Intensity Distribution Curve



Unit: cd

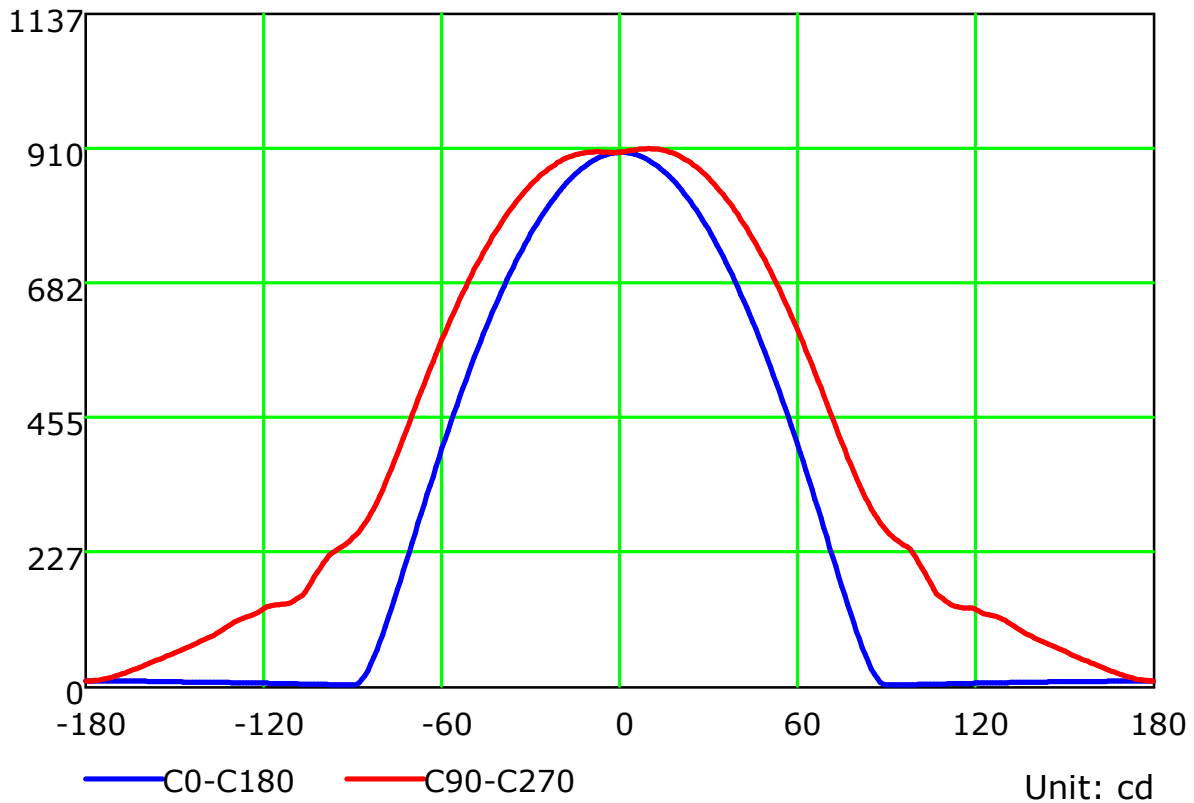
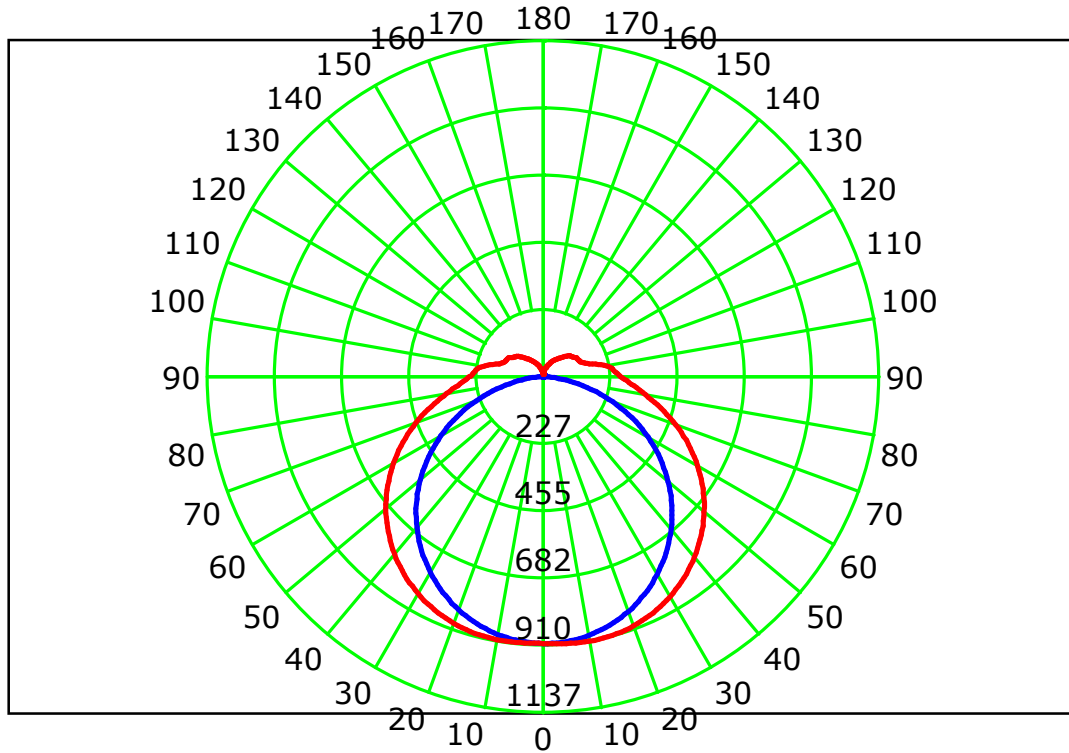
Average Diffuse Angle(50%): 128.0°

— C0-C180 — C90-C270 — G10

C Plane (°):0.0-360.0: 90.0
Test Lab: Inventfine instruments
Test Type: TYPE C
Temperature: 26
Operator: Jacky

Gamma Plane (°):0.0-180.0:1.0
Test Device: GPM-1800B
Distance: 8.684 m [K=1.0000]
Humidity: 65
Inspector:

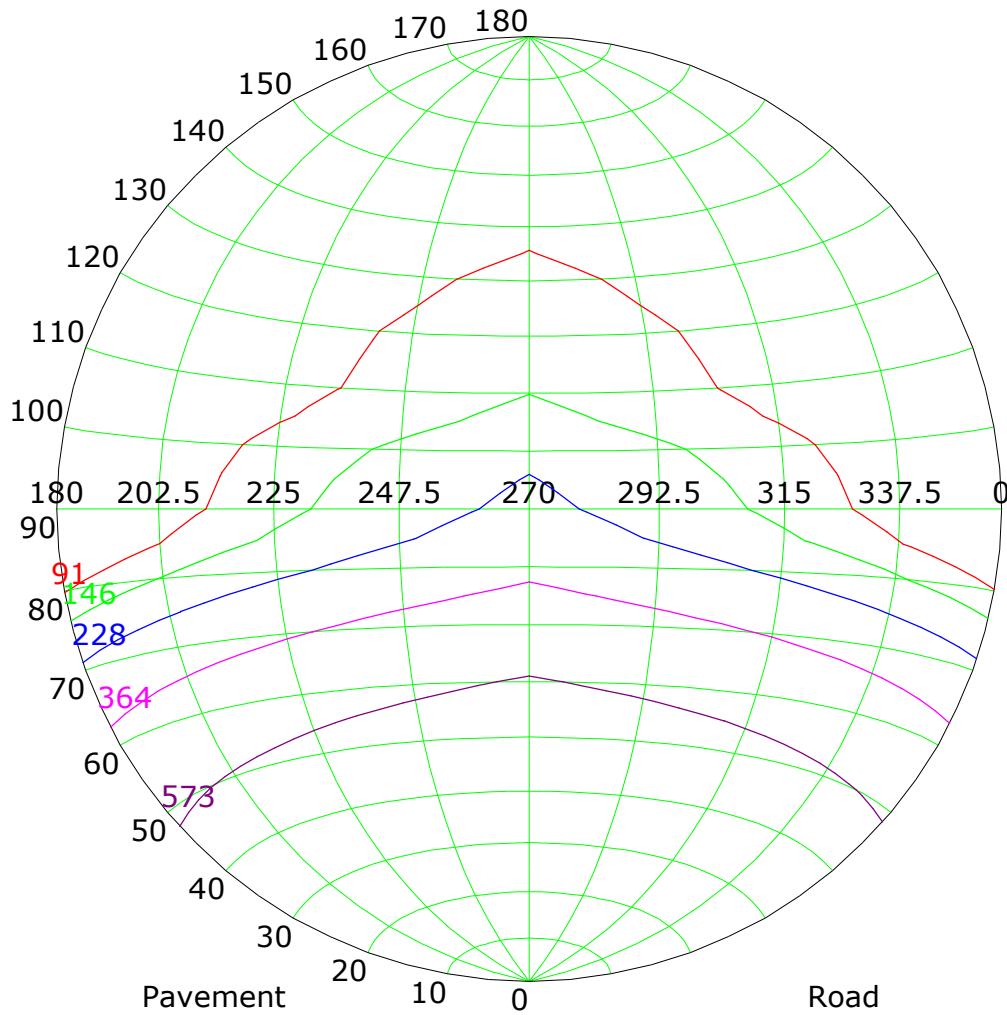
Luminous Intensity Distribution Curve



C Plane (°):0.0-360.0: 90.0
 Test Lab: Inventfine instruments
 Test Type: TYPE C
 Temperature: 26
 Operator: Jacky

Gamma Plane (°):0.0-180.0:1.0
 Test Device: GPM-1800B
 Distance: 8.684 m [K=1.0000]
 Humidity: 65
 Inspector:

Isocandela (sphere)



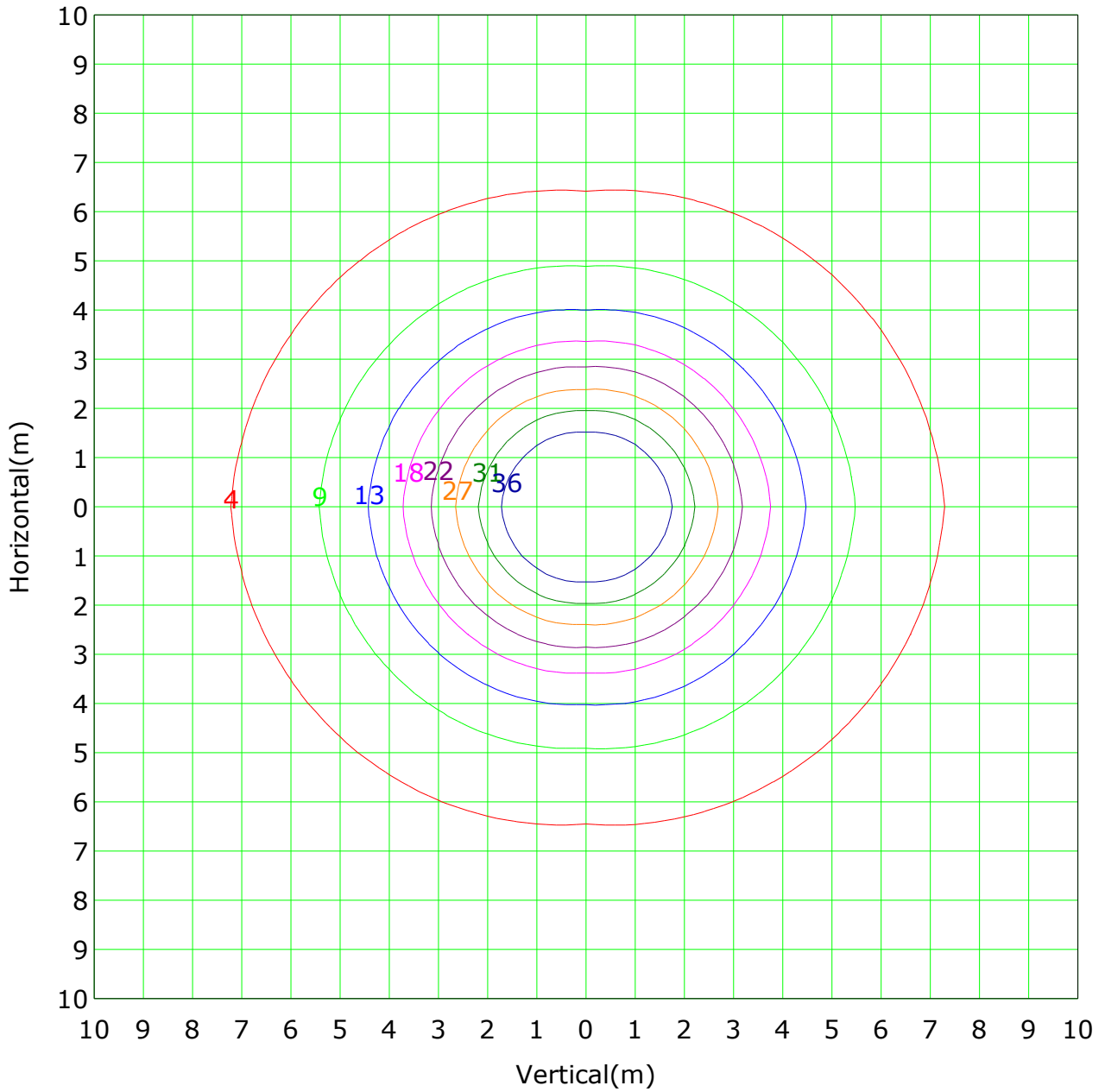
Imax (100%): 910 cd

— (10%): 91 cd	— (16%): 146 cd
— (25%): 228 cd	— (40%): 364 cd
— (63%): 573 cd	— (100%): 910 cd

C Plane (°):0.0-360.0: 90.0
 Test Lab: Inventfine instruments
 Test Type: TYPE C
 Temperature: 26
 Operator: Jacky

Gamma Plane (°):0.0-180.0:1.0
 Test Device: GPM-1800B
 Distance: 8.684 m [K=1.0000]
 Humidity: 65
 Inspector:

IsoLux Plot



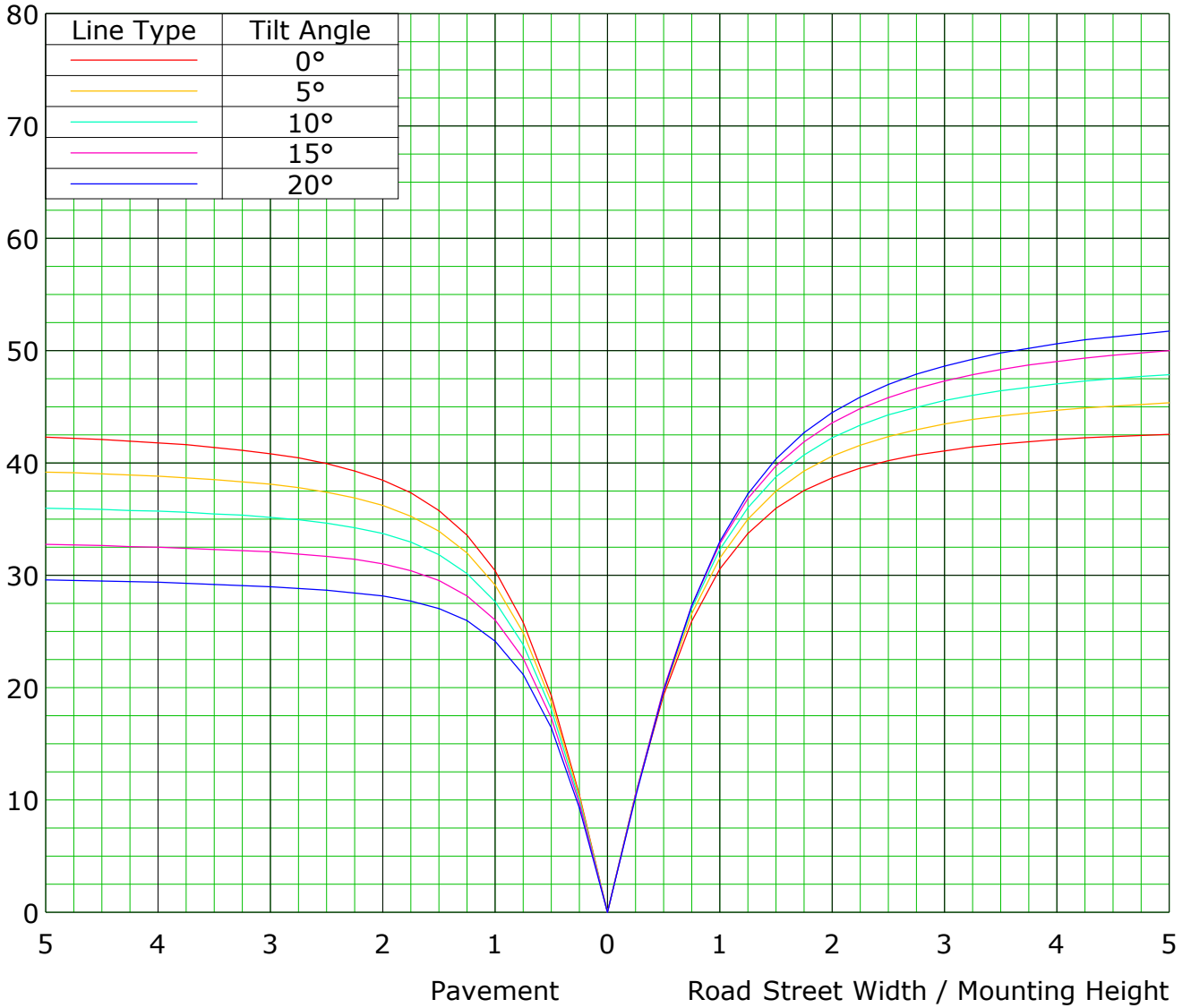
Mounting Height: 4.5m		Max Lux(100%): 44.6 lx
— (10%):	4.5 lx	— (20%): 8.9 lx
— (30%):	13.4 lx	— (40%): 17.9 lx
— (50%):	22.3 lx	— (60%): 26.8 lx
— (70%):	31.3 lx	— (80%): 35.7 lx

C Plane (°):0.0-360.0: 90.0
 Test Lab: Inventfine instruments
 Test Type: TYPE C
 Temperature: 26
 Operator: Jacky

Gamma Plane (°):0.0-180.0:1.0
 Test Device: GPM-1800B
 Distance: 8.684 m [K=1.0000]
 Humidity: 65
 Inspector:

Roadway CU Curve

Efficiency(%)



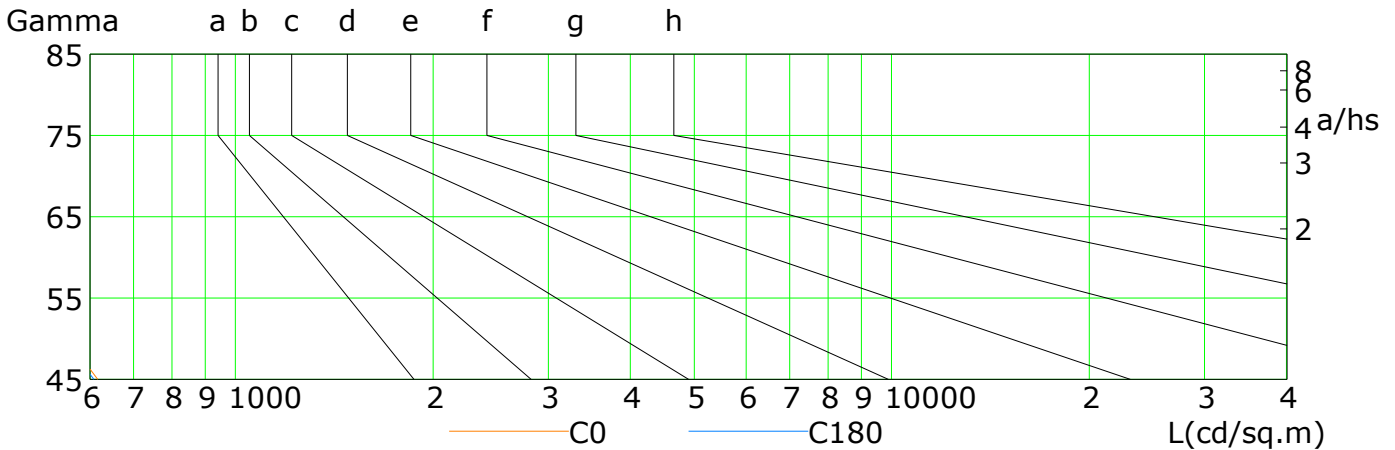
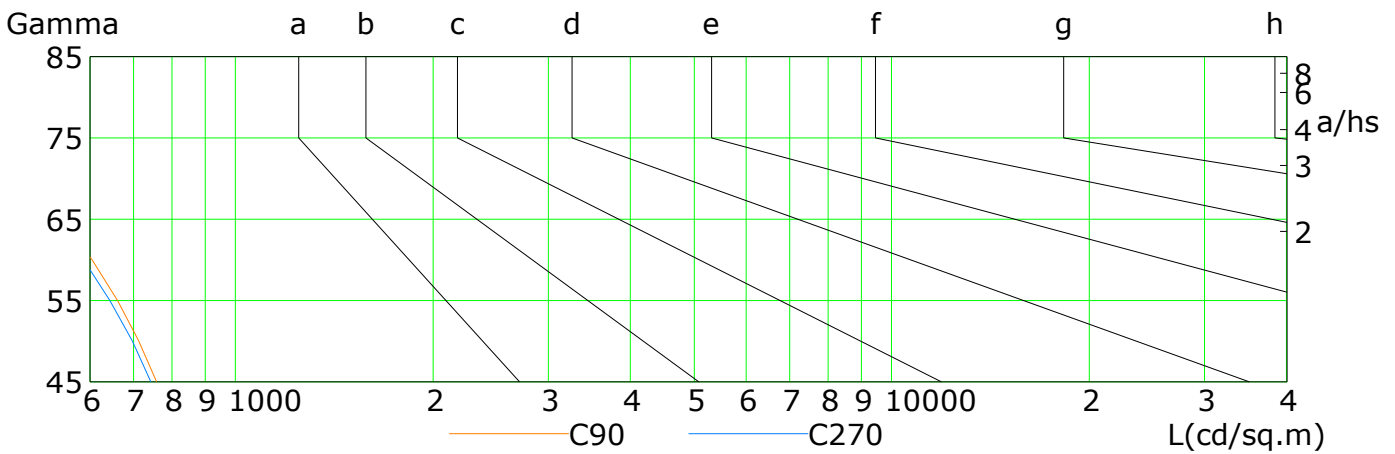
C Plane (°):0.0-360.0: 90.0
 Test Lab: Inventfine instruments
 Test Type: TYPE C
 Temperature: 26
 Operator: Jacky

Gamma Plane (°):0.0-180.0:1.0
 Test Device: GPM-1800B
 Distance: 8.684 m [K=1.0000]
 Humidity: 65
 Inspector:

Lum Limit Curve

Dazzle	Quality	Illuminance (lx)							
		2000	1000	500	<=300				
1.15	A	2000	1000	500	<=300				
1.50	B		2000	1000	500	<=300			
1.85	C			2000	1000	500	<=300		
2.20	D				2000	1000	500	<=300	
2.55	E					2000	1000	500	<=300

a b c d e f g h

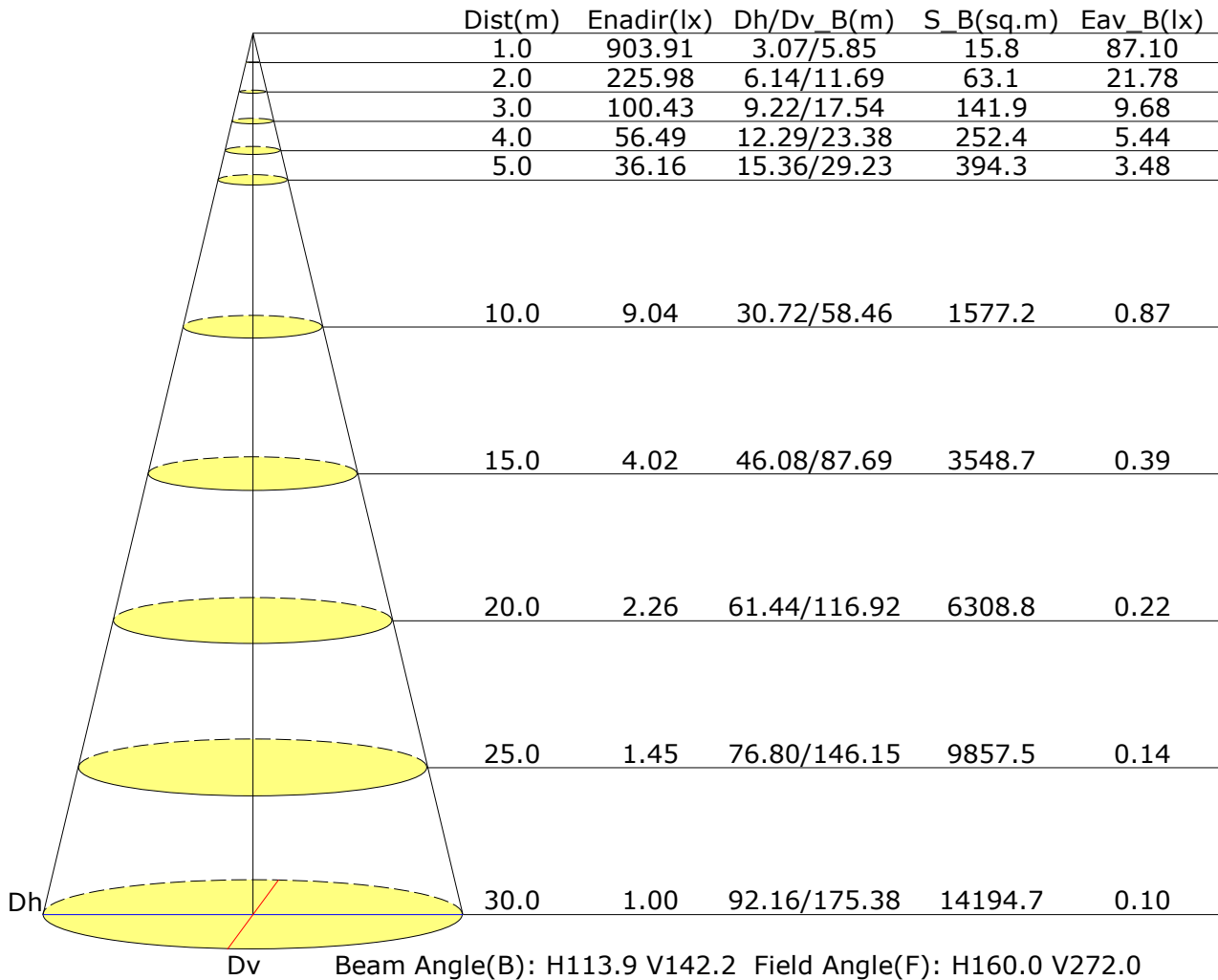


L(cd/sq.m)	G45	G50	G55	G60	G65	G70	G75	G80	G85
C0	617	554	485	410	333	252	170	93	30
C90	758	712	661	604	544	479	414	352	301
C180	608	545	476	402	325	244	164	87	27
C270	743	696	644	586	524	460	394	333	284

C Plane (°):0.0-360.0: 90.0
Test Lab: Inventfine instruments
Test Type: TYPE C
Temperature: 26
Operator: Jacky

Gamma Plane (°):0.0-180.0:1.0
Test Device: GPM-1800B
Distance: 8.684 m [K=1.0000]
Humidity: 65
Inspector:

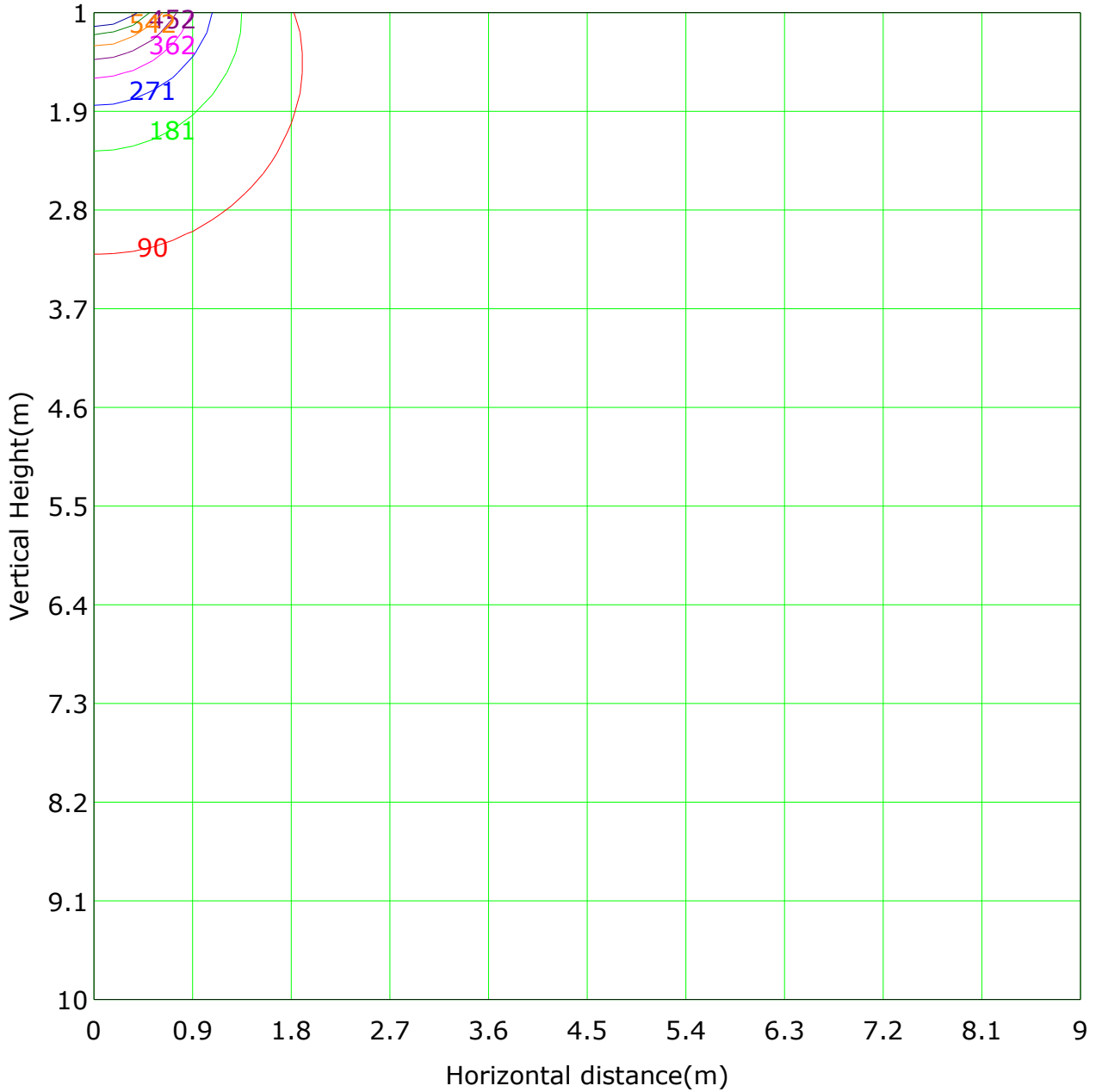
Illuminance at a Distance



C Plane (°):0.0-360.0: 90.0
 Test Lab: Inventfine instruments
 Test Type: TYPE C
 Temperature: 26
 Operator: Jacky

Gamma Plane (°):0.0-180.0:1.0
 Test Device: GPM-1800B
 Distance: 8.684 m [K=1.0000]
 Humidity: 65
 Inspector:

Vertical IsoLux Plot



Lowest(m): 1.0m	Highest(m): 10.0m	Max Lux: 903.9 lx
— (10%): 90.4 lx	— (20%): 180.8 lx	
— (30%): 271.2 lx	— (40%): 361.6 lx	
— (50%): 452.0 lx	— (60%): 542.3 lx	
— (70%): 632.7 lx	— (80%): 723.1 lx	

C Plane (°):0.0-360.0: 90.0
 Test Lab: Inventfine instruments
 Test Type: TYPE C
 Temperature: 26
 Operator: Jacky

Gamma Plane (°):0.0-180.0:1.0
 Test Device: GPM-1800B
 Distance: 8.684 m [K=1.0000]
 Humidity: 65
 Inspector:

Area Flux Table

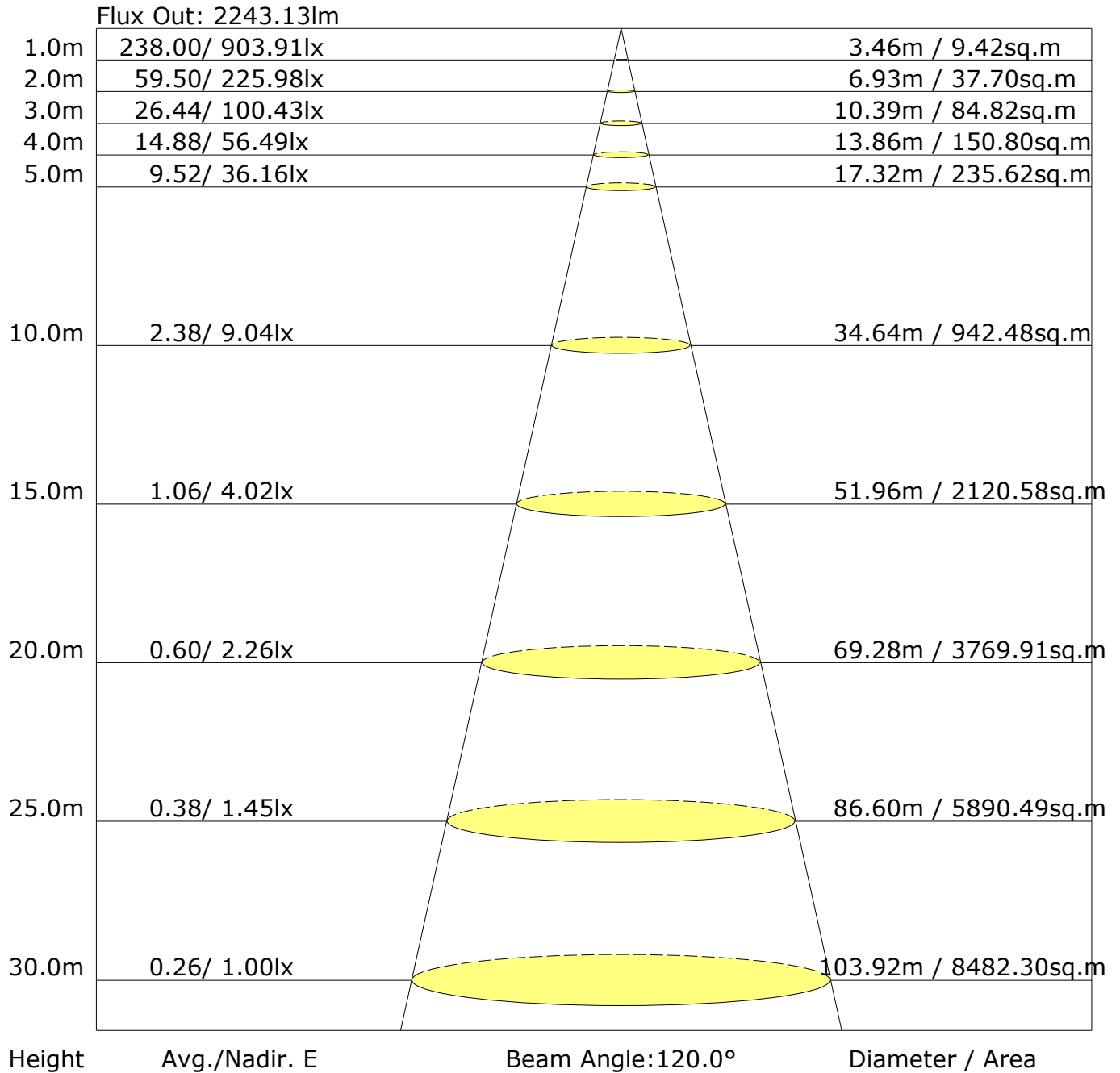
Unit: lm

		Vertical plane																				
		-90	-80	-70	-60	-50	-40	-30	-20	-10	0	10	20	30	40	50	60	70	80	90		
Flux(E)	Flux(T)	0.1	0.4	1.0	2.0	3.1	4.5	5.8	7.1	8.2	8.2	7.1	5.9	4.5	3.2	2.0	1.0	0.4	0.1	64.6	62.0	
0.0	1.8	0.1	0.5	1.4	2.9	4.6	6.6	8.5	10.2	11.5	11.5	10.3	8.6	6.7	4.7	2.9	1.5	0.5	0.1	93.1	91.7	
	17.5	0.1	0.7	2.0	4.1	6.6	9.3	11.8	14.0	15.5	15.5	14.0	11.9	9.4	6.7	4.2	2.1	0.7	0.1	128.4	127.6	
	53.5	0.1	0.8	2.6	5.3	8.5	11.9	14.9	17.4	19.1	19.1	17.5	15.0	12.0	8.6	5.4	2.7	0.9	0.1	162.0	161.5	
	106.0	0.1	1.0	3.2	6.4	10.2	14.1	17.6	20.3	22.1	22.1	20.4	17.7	14.2	10.3	6.5	3.3	1.1	0.1	190.7	190.3	
	168.1	0.1	1.2	3.7	7.3	11.5	15.8	19.6	22.6	24.4	24.5	22.7	19.8	15.9	11.7	7.4	3.8	1.2	0.1	213.5	213.2	
	231.8	0.1	1.3	4.0	8.0	12.5	17.1	21.1	24.2	26.1	26.1	24.3	21.3	17.2	12.7	8.1	4.1	1.4	0.1	229.7	229.4	
	289.9	0.1	1.4	4.2	8.3	13.1	17.8	22.0	25.2	27.0	27.0	25.3	22.2	18.0	13.2	8.5	4.3	1.4	0.1	239.2	238.9	
	336.0	0.1	1.4	4.3	8.4	13.2	18.0	22.3	25.5	27.2	27.3	25.6	22.5	18.2	13.4	8.6	4.4	1.4	0.1	241.9	241.6	
	365.5	0.1	1.4	4.3	8.4	13.2	18.0	22.3	25.6	27.2	27.3	25.7	22.5	18.2	13.4	8.6	4.4	1.4	0.1	242.3	242.1	
	424.0	0.1	1.4	4.3	8.4	13.1	17.9	22.1	25.3	27.1	27.2	25.4	22.3	18.1	13.3	8.5	4.4	1.4	0.1	240.4	240.2	
	424.0	0.1	1.4	4.3	8.4	13.2	18.0	22.3	25.6	27.3	27.3	25.7	22.5	18.2	13.4	8.6	4.4	1.4	0.1	242.3	242.1	
	424.0	0.1	1.4	4.3	8.4	13.1	17.9	22.1	25.3	27.1	27.2	25.4	22.3	18.1	13.3	8.5	4.4	1.4	0.1	240.4	240.2	
	424.0	0.1	1.3	4.1	8.0	12.6	17.2	21.3	24.4	26.3	26.4	24.5	21.4	17.4	12.7	8.1	4.2	1.4	0.1	231.7	231.4	
	424.0	0.1	1.3	4.1	8.0	12.6	17.2	21.3	24.4	26.3	26.4	24.5	21.4	17.4	12.7	8.1	4.2	1.4	0.1	231.7	231.4	
	424.0	0.1	1.2	3.7	7.4	11.7	16.0	19.9	22.9	24.8	24.8	23.0	20.0	16.1	11.8	7.5	3.8	1.3	0.1	216.1	215.7	
	424.0	0.1	1.2	3.7	7.4	11.7	16.0	19.9	22.9	24.8	24.8	23.0	20.0	16.1	11.8	7.5	3.8	1.3	0.1	216.1	215.7	
	424.0	0.1	1.1	3.3	6.5	10.4	14.3	17.8	20.7	22.5	22.5	20.7	17.9	14.4	10.5	6.6	3.3	1.1	0.1	193.9	193.5	
	424.0	0.1	1.1	3.3	6.5	10.4	14.3	17.8	20.7	22.5	22.5	20.7	17.9	14.4	10.5	6.6	3.3	1.1	0.1	193.9	193.5	
	424.0	0.1	0.9	2.7	5.4	8.7	12.1	15.3	17.8	19.6	19.6	17.9	15.3	12.2	8.8	5.5	2.8	0.9	0.1	165.7	165.2	
	424.0	0.1	0.9	2.7	5.4	8.7	12.1	15.3	17.8	19.6	19.6	17.9	15.3	12.2	8.8	5.5	2.8	0.9	0.1	165.7	165.2	
	424.0	0.1	0.7	2.1	4.2	6.8	9.6	12.2	14.4	16.0	16.0	14.5	12.3	9.7	6.9	4.3	2.1	0.7	0.1	132.5	131.8	
	424.0	0.1	0.7	2.1	4.2	6.8	9.6	12.2	14.4	16.0	16.0	14.5	12.3	9.7	6.9	4.3	2.1	0.7	0.1	132.5	131.8	
	424.0	0.1	0.5	1.5	3.0	4.9	6.9	8.9	10.7	12.1	12.1	10.7	9.0	7.0	4.9	3.0	1.5	0.5	0.1	97.3	96.1	
	424.0	0.1	0.5	1.5	3.0	4.9	6.9	8.9	10.7	12.1	12.1	10.7	9.0	7.0	4.9	3.0	1.5	0.5	0.1	97.3	96.1	
	424.0	0.1	0.4	1.1	2.1	3.3	4.7	6.2	7.5	8.7	8.7	7.6	6.2	4.7	3.3	2.1	1.1	0.4	0.1	68.3	66.0	
	424.0	0.1	0.4	1.1	2.1	3.3	4.7	6.2	7.5	8.7	8.7	7.6	6.2	4.7	3.3	2.1	1.1	0.4	0.1	68.3	66.0	
	424.0	1.8	17.5	53.5	106.0	168.1	231.8	289.9	336.0	365.5	365.5	337.1	291.6	233.8	170.1	107.8	54.8	18.1	1.9	315.1		
	424.0	1.8	17.5	53.5	106.0	168.1	231.8	289.9	336.0	365.5	365.5	337.1	291.6	233.8	170.1	107.8	54.8	18.1	1.9	315.1		
	424.0	0.0	14.4	51.7	106.0	168.1	231.8	289.9	336.0	365.5	365.5	337.1	291.6	233.8	170.1	107.8	53.1	15.3	0.0		313.8	
	424.0	0.0	14.4	51.7	106.0	168.1	231.8	289.9	336.0	365.5	365.5	337.1	291.6	233.8	170.1	107.8	53.1	15.3	0.0		313.8	

C Plane (°):0.0-360.0: 90.0
 Test Lab: Inventfine instruments
 Test Type: TYPE C
 Temperature: 26
 Operator: Jacky

Gamma Plane (°):0.0-180.0:1.0
 Test Device: GPM-1800B
 Distance: 8.684 m [K=1.0000]
 Humidity: 65
 Inspector:

The Average Illuminance Effective Figure



C Plane (°): 0.0-360.0: 90.0
 Test Lab: Inventfine instruments
 Test Type: TYPE C
 Temperature: 26
 Operator: Jacky

Gamma Plane (°): 0.0-180.0: 1.0
 Test Device: GPM-1800B
 Distance: 8.684 m [K=1.0000]
 Humidity: 65
 Inspector:

UGR Table

Reflectance:										
Ceiling (cavity)	0.7	0.7	0.5	0.5	0.3	0.7	0.7	0.5	0.5	0.3
Wall	0.5	0.3	0.5	0.3	0.3	0.5	0.3	0.5	0.3	0.3
Reference plane	0.2	0.2	0.2	0.2	0.2	0.2	0.2	0.2	0.2	0.2
Room dimensions	Viewed crosswise					Viewed endwise				
X=2H Y=2H	-1.\$	-1.\$	-1.\$	-1.\$	-1.\$	-1.\$	-1.\$	-1.\$	-1.\$	-1.\$
3H	-1.\$	-1.\$	-1.\$	-1.\$	-1.\$	-1.\$	-1.\$	-1.\$	-1.\$	-1.\$
4H	-1.\$	-1.\$	-1.\$	-1.\$	-1.\$	-1.\$	-1.\$	-1.\$	-1.\$	-1.\$
6H	-1.\$	-1.\$	-1.\$	-1.\$	-1.\$	-1.\$	-1.\$	-1.\$	-1.\$	-1.\$
8H	-1.\$	-1.\$	-1.\$	-1.\$	-1.\$	-1.\$	-1.\$	-1.\$	-1.\$	-1.\$
12H	-1.\$	-1.\$	-1.\$	-1.\$	-1.\$	-1.\$	-1.\$	-1.\$	-1.\$	-1.\$
X=4H Y=2H	-1.\$	-1.\$	-1.\$	-1.\$	-1.\$	-1.\$	-1.\$	-1.\$	-1.\$	-1.\$
3H	-1.\$	-1.\$	-1.\$	-1.\$	-1.\$	-1.\$	-1.\$	-1.\$	-1.\$	-1.\$
4H	-1.\$	-1.\$	-1.\$	-1.\$	-1.\$	-1.\$	-1.\$	-1.\$	-1.\$	-1.\$
6H	-1.\$	-1.\$	-1.\$	-1.\$	-1.\$	-1.\$	-1.\$	-1.\$	-1.\$	-1.\$
8H	-1.\$	-1.\$	-1.\$	-1.\$	-1.\$	-1.\$	-1.\$	-1.\$	-1.\$	-1.\$
12H	-1.\$	-1.\$	-1.\$	-1.\$	-1.\$	-1.\$	-1.\$	-1.\$	-1.\$	-1.\$
X=8H Y=4H	-1.\$	-1.\$	-1.\$	-1.\$	-1.\$	-1.\$	-1.\$	-1.\$	-1.\$	-1.\$
6H	-1.\$	-1.\$	-1.\$	-1.\$	-1.\$	-1.\$	-1.\$	-1.\$	-1.\$	-1.\$
8H	-1.\$	-1.\$	-1.\$	-1.\$	-1.\$	-1.\$	-1.\$	-1.\$	-1.\$	-1.\$
12H	-1.\$	-1.\$	-1.\$	-1.\$	-1.\$	-1.\$	-1.\$	-1.\$	-1.\$	-1.\$
X=12H Y=4H	-1.\$	-1.\$	-1.\$	-1.\$	-1.\$	-1.\$	-1.\$	-1.\$	-1.\$	-1.\$
6H	-1.\$	-1.\$	-1.\$	-1.\$	-1.\$	-1.\$	-1.\$	-1.\$	-1.\$	-1.\$
8H	-1.\$	-1.\$	-1.\$	-1.\$	-1.\$	-1.\$	-1.\$	-1.\$	-1.\$	-1.\$
Variations with the observer position at spacings:										
S=1.0H										
S=1.5H										
S=2.0H										

Calculate in accordance with CIE Pub.117. The table is revised with 3587lm ($8\log(F/F_0) = 4.4$).

C Plane (°):0.0-360.0: 90.0
 Test Lab: Inventfine instruments
 Test Type: TYPE C
 Temperature: 26
 Operator: Jacky

Gamma Plane (°):0.0-180.0:1.0
 Test Device: GPM-1800B
 Distance: 8.684 m [K=1.0000]
 Humidity: 65
 Inspector:

Zonal Lumen

Gamma [°]	I _{mean} [cd]	Zonal Flux [lm]	Sum Zonal Flux [lm]	Rel Zonal Flux [%]	Sum Rel Zonal Flux [%]
0.0-1.0	903.9	0.9	0.9	0.02	0.02
1.0-2.0	903.9	2.6	3.5	0.07	0.10
2.0-3.0	903.8	4.3	7.8	0.12	0.22
3.0-4.0	903.6	6.0	13.8	0.17	0.39
4.0-5.0	903.2	7.8	21.6	0.22	0.60
5.0-6.0	902.7	9.5	31.1	0.26	0.87
6.0-7.0	902.0	11.2	42.3	0.31	1.18
7.0-8.0	901.1	12.9	55.2	0.36	1.54
8.0-9.0	900.0	14.6	69.8	0.41	1.95
9.0-10.0	898.6	16.3	86.0	0.45	2.40
10.0-11.0	897.0	17.9	104.0	0.50	2.90
11.0-12.0	895.1	19.6	123.5	0.55	3.44
12.0-13.0	892.9	21.2	144.7	0.59	4.03
13.0-14.0	890.6	22.8	167.5	0.64	4.67
14.0-15.0	887.9	24.4	191.9	0.68	5.35
15.0-16.0	884.9	25.9	217.8	0.72	6.07
16.0-17.0	881.8	27.5	245.3	0.77	6.84
17.0-18.0	878.4	29.0	274.3	0.81	7.65
18.0-19.0	874.6	30.4	304.7	0.85	8.49
19.0-20.0	870.5	31.9	336.6	0.89	9.38
20.0-21.0	866.3	33.3	369.8	0.93	10.31
21.0-22.0	861.7	34.6	404.5	0.97	11.28
22.0-23.0	856.8	36.0	440.4	1.00	12.28
23.0-24.0	851.7	37.2	477.7	1.04	13.32
24.0-25.0	846.3	38.5	516.2	1.07	14.39
25.0-26.0	840.8	39.7	555.8	1.11	15.50
26.0-27.0	834.8	40.8	596.7	1.14	16.64
27.0-28.0	828.7	42.0	638.7	1.17	17.80
28.0-29.0	822.4	43.0	681.7	1.20	19.00
29.0-30.0	815.9	44.1	725.7	1.23	20.23
30.0-31.0	808.9	45.0	770.8	1.26	21.49
31.0-32.0	801.7	45.9	816.7	1.28	22.77
32.0-33.0	794.3	46.8	863.5	1.30	24.07
33.0-34.0	786.7	47.6	911.1	1.33	25.40
34.0-35.0	778.9	48.4	959.5	1.35	26.75
35.0-36.0	770.8	49.1	1008.6	1.37	28.12

C Plane (°):0.0-360.0: 90.0
 Test Lab: Inventfine instruments
 Test Type: TYPE C
 Temperature: 26
 Operator: Jacky

Gamma Plane (°):0.0-180.0:1.0
 Test Device: GPM-1800B
 Distance: 8.684 m [K=1.0000]
 Humidity: 65
 Inspector:

Zonal Lumen (Continue 1)

Gamma [°]	Imean [cd]	Zonal Flux [lm]	Sum Zonal Flux [lm]	Rel Zonal Flux [%]	Sum Rel Zonal Flux [%]
36.0-37.0	762.2	49.7	1058.3	1.39	29.50
37.0-38.0	753.6	50.3	1108.6	1.40	30.91
38.0-39.0	745.0	50.9	1159.5	1.42	32.32
39.0-40.0	736.0	51.3	1210.8	1.43	33.76
40.0-41.0	726.5	51.7	1262.6	1.44	35.20
41.0-42.0	716.9	52.1	1314.7	1.45	36.65
42.0-43.0	707.4	52.4	1367.1	1.46	38.11
43.0-44.0	697.4	52.6	1419.7	1.47	39.58
44.0-45.0	687.0	52.8	1472.5	1.47	41.05
45.0-46.0	676.5	52.9	1525.4	1.48	42.53
46.0-47.0	666.0	53.0	1578.4	1.48	44.00
47.0-48.0	654.8	52.9	1631.3	1.48	45.48
48.0-49.0	643.6	52.9	1684.2	1.47	46.95
49.0-50.0	632.5	52.7	1736.9	1.47	48.42
50.0-51.0	620.9	52.5	1789.5	1.46	49.89
51.0-52.0	609.2	52.3	1841.8	1.46	51.35
52.0-53.0	597.2	52.0	1893.7	1.45	52.79
53.0-54.0	584.9	51.6	1945.3	1.44	54.23
54.0-55.0	572.6	51.1	1996.4	1.43	55.66
55.0-56.0	560.1	50.6	2047.0	1.41	57.07
56.0-57.0	547.1	50.0	2097.0	1.39	58.46
57.0-58.0	534.2	49.4	2146.4	1.38	59.84
58.0-59.0	521.1	48.7	2195.2	1.36	61.20
59.0-60.0	507.6	48.0	2243.1	1.34	62.54
60.0-61.0	494.1	47.2	2290.3	1.31	63.85
61.0-62.0	480.5	46.3	2336.6	1.29	65.14
62.0-63.0	466.6	45.4	2382.0	1.27	66.41
63.0-64.0	452.7	44.4	2426.4	1.24	67.64
64.0-65.0	438.6	43.4	2469.8	1.21	68.86
65.0-66.0	424.2	42.3	2512.1	1.18	70.04
66.0-67.0	409.9	41.2	2553.4	1.15	71.18
67.0-68.0	395.3	40.0	2593.4	1.12	72.30
68.0-69.0	380.6	38.8	2632.2	1.08	73.38
69.0-70.0	366.0	37.6	2669.8	1.05	74.43
70.0-71.0	351.3	36.3	2706.1	1.01	75.44
71.0-72.0	336.7	35.0	2741.2	0.98	76.42

C Plane (°):0.0-360.0: 90.0
 Test Lab: Inventfine instruments
 Test Type: TYPE C
 Temperature: 26
 Operator: Jacky

Gamma Plane (°):0.0-180.0:1.0
 Test Device: GPM-1800B
 Distance: 8.684 m [K=1.0000]
 Humidity: 65
 Inspector:

Zonal Lumen (Continue 2)

Gamma [°]	I _{mean} [cd]	Zonal Flux [lm]	Sum Zonal Flux [lm]	Rel Zonal Flux [%]	Sum Rel Zonal Flux [%]
72.0-73.0	321.9	33.7	2774.8	0.94	77.36
73.0-74.0	307.3	32.3	2807.1	0.90	78.26
74.0-75.0	292.7	30.9	2838.1	0.86	79.12
75.0-76.0	278.1	29.5	2867.6	0.82	79.94
76.0-77.0	263.9	28.1	2895.7	0.78	80.73
77.0-78.0	250.2	26.8	2922.5	0.75	81.48
78.0-79.0	236.3	25.4	2947.9	0.71	82.18
79.0-80.0	222.6	24.0	2971.9	0.67	82.85
80.0-81.0	210.1	22.7	2994.6	0.63	83.49
81.0-82.0	198.0	21.5	3016.1	0.60	84.09
82.0-83.0	186.4	20.3	3036.4	0.56	84.65
83.0-84.0	175.3	19.1	3055.5	0.53	85.18
84.0-85.0	165.2	18.0	3073.5	0.50	85.69
85.0-86.0	156.1	17.1	3090.6	0.48	86.16
86.0-87.0	148.1	16.2	3106.8	0.45	86.61
87.0-88.0	141.2	15.5	3122.3	0.43	87.04
88.0-89.0	135.7	14.9	3137.2	0.41	87.46
89.0-90.0	131.8	14.4	3151.6	0.40	87.86
90.0-91.0	128.8	14.1	3165.7	0.39	88.26
91.0-92.0	126.5	13.9	3179.6	0.39	88.64
92.0-93.0	124.4	13.6	3193.2	0.38	89.02
93.0-94.0	122.6	13.4	3206.6	0.37	89.40
94.0-95.0	120.9	13.2	3219.9	0.37	89.77
95.0-96.0	119.4	13.0	3232.9	0.36	90.13
96.0-97.0	117.9	12.8	3245.7	0.36	90.49
97.0-98.0	116.0	12.6	3258.4	0.35	90.84
98.0-99.0	113.4	12.3	3270.7	0.34	91.18
99.0-100.0	110.1	11.9	3282.6	0.33	91.51
100.0-101.0	106.5	11.5	3294.0	0.32	91.83
101.0-102.0	102.5	11.0	3305.1	0.31	92.14
102.0-103.0	98.3	10.5	3315.6	0.29	92.43
103.0-104.0	94.1	10.0	3325.6	0.28	92.71
104.0-105.0	89.8	9.5	3335.2	0.27	92.98
105.0-106.0	85.3	9.0	3344.2	0.25	93.23
106.0-107.0	81.4	8.6	3352.7	0.24	93.47
107.0-108.0	78.9	8.2	3361.0	0.23	93.70

C Plane (°):0.0-360.0: 90.0
 Test Lab: Inventfine instruments
 Test Type: TYPE C
 Temperature: 26
 Operator: Jacky

Gamma Plane (°):0.0-180.0:1.0
 Test Device: GPM-1800B
 Distance: 8.684 m [K=1.0000]
 Humidity: 65
 Inspector:

Zonal Lumen (Continue 3)

Gamma [°]	I _{mean} [cd]	Zonal Flux [lm]	Sum Zonal Flux [lm]	Rel Zonal Flux [%]	Sum Rel Zonal Flux [%]
108.0-109.0	77.1	8.0	3369.0	0.22	93.92
109.0-110.0	75.4	7.8	3376.8	0.22	94.14
110.0-111.0	73.8	7.6	3384.4	0.21	94.35
111.0-112.0	72.4	7.4	3391.7	0.21	94.56
112.0-113.0	71.4	7.2	3399.0	0.20	94.76
113.0-114.0	70.9	7.1	3406.1	0.20	94.96
114.0-115.0	70.5	7.0	3413.2	0.20	95.15
115.0-116.0	70.3	7.0	3420.1	0.19	95.35
116.0-117.0	70.0	6.9	3427.0	0.19	95.54
117.0-118.0	69.8	6.8	3433.8	0.19	95.73
118.0-119.0	69.6	6.7	3440.5	0.19	95.92
119.0-120.0	68.9	6.6	3447.1	0.18	96.10
120.0-121.0	67.7	6.4	3453.5	0.18	96.28
121.0-122.0	66.3	6.2	3459.6	0.17	96.45
122.0-123.0	65.0	6.0	3465.7	0.17	96.62
123.0-124.0	64.0	5.9	3471.5	0.16	96.78
124.0-125.0	63.2	5.7	3477.2	0.16	96.94
125.0-126.0	62.5	5.6	3482.8	0.16	97.10
126.0-127.0	61.9	5.5	3488.3	0.15	97.25
127.0-128.0	61.1	5.3	3493.6	0.15	97.40
128.0-129.0	60.1	5.2	3498.7	0.14	97.54
129.0-130.0	58.9	5.0	3503.7	0.14	97.68
130.0-131.0	57.5	4.8	3508.5	0.13	97.81
131.0-132.0	56.1	4.6	3513.1	0.13	97.94
132.0-133.0	54.5	4.4	3517.5	0.12	98.06
133.0-134.0	52.9	4.2	3521.7	0.12	98.18
134.0-135.0	51.3	4.0	3525.8	0.11	98.29
135.0-136.0	49.7	3.8	3529.6	0.11	98.40
136.0-137.0	48.2	3.6	3533.2	0.10	98.50
137.0-138.0	46.9	3.5	3536.7	0.10	98.60
138.0-139.0	45.7	3.3	3540.0	0.09	98.69
139.0-140.0	44.6	3.2	3543.2	0.09	98.78
140.0-141.0	43.4	3.0	3546.2	0.08	98.86
141.0-142.0	42.3	2.9	3549.1	0.08	98.94
142.0-143.0	41.2	2.8	3551.9	0.08	99.02
143.0-144.0	40.1	2.6	3554.5	0.07	99.09

C Plane (°):0.0-360.0: 90.0
 Test Lab: Inventfine instruments
 Test Type: TYPE C
 Temperature: 26
 Operator: Jacky

Gamma Plane (°):0.0-180.0:1.0
 Test Device: GPM-1800B
 Distance: 8.684 m [K=1.0000]
 Humidity: 65
 Inspector:

Zonal Lumen (Continue 4)

Gamma [°]	I _{mean} [cd]	Zonal Flux [lm]	Sum Zonal Flux [lm]	Rel Zonal Flux [%]	Sum Rel Zonal Flux [%]
144.0-145.0	39.0	2.5	3557.0	0.07	99.16
145.0-146.0	38.0	2.4	3559.3	0.07	99.23
146.0-147.0	36.9	2.2	3561.5	0.06	99.29
147.0-148.0	35.8	2.1	3563.7	0.06	99.35
148.0-149.0	34.8	2.0	3565.7	0.06	99.41
149.0-150.0	33.7	1.9	3567.5	0.05	99.46
150.0-151.0	32.7	1.8	3569.3	0.05	99.51
151.0-152.0	31.6	1.7	3570.9	0.05	99.55
152.0-153.0	30.5	1.5	3572.5	0.04	99.60
153.0-154.0	29.4	1.4	3573.9	0.04	99.64
154.0-155.0	28.4	1.3	3575.3	0.04	99.67
155.0-156.0	27.4	1.2	3576.5	0.03	99.71
156.0-157.0	26.4	1.2	3577.7	0.03	99.74
157.0-158.0	25.4	1.1	3578.7	0.03	99.77
158.0-159.0	24.3	1.0	3579.7	0.03	99.80
159.0-160.0	23.3	0.9	3580.6	0.02	99.82
160.0-161.0	22.3	0.8	3581.4	0.02	99.85
161.0-162.0	21.3	0.7	3582.2	0.02	99.87
162.0-163.0	20.4	0.7	3582.8	0.02	99.88
163.0-164.0	19.4	0.6	3583.4	0.02	99.90
164.0-165.0	18.5	0.5	3584.0	0.02	99.92
165.0-166.0	17.5	0.5	3584.5	0.01	99.93
166.0-167.0	16.6	0.4	3584.9	0.01	99.94
167.0-168.0	15.7	0.4	3585.3	0.01	99.95
168.0-169.0	14.8	0.3	3585.6	0.01	99.96
169.0-170.0	14.0	0.3	3585.9	0.01	99.97
170.0-171.0	13.3	0.2	3586.1	0.01	99.98
171.0-172.0	12.5	0.2	3586.3	0.01	99.98
172.0-173.0	11.9	0.2	3586.5	0.00	99.99
173.0-174.0	11.3	0.1	3586.6	0.00	99.99
174.0-175.0	10.7	0.1	3586.7	0.00	99.99
175.0-176.0	10.3	0.1	3586.8	0.00	100.00
176.0-177.0	9.9	0.1	3586.9	0.00	100.00
177.0-178.0	9.7	0.0	3586.9	0.00	100.00
178.0-179.0	9.5	0.0	3587.0	0.00	100.00
179.0-180.0	9.4	0.0	3587.0	0.00	100.00

C Plane (°):0.0-360.0: 90.0
 Test Lab: Inventfine instruments
 Test Type: TYPE C
 Temperature: 26
 Operator: Jacky

Gamma Plane (°):0.0-180.0:1.0
 Test Device: GPM-1800B
 Distance: 8.684 m [K=1.0000]
 Humidity: 65
 Inspector:

Zonal Lumen (Continue 5)

cone flux(90°): 1472.51 lm

%lum = 41.1%
%lamp = 41.1%

cone flux(120°): 2243.13 lm

%lum = 62.5%
%lamp = 62.5%

Candlepower Table

Unit: cd

G\C	C0.0	C90.0	C180.0	C270.0	C360.0					
G0.0	903.9	903.9	903.9	903.9	903.9					
G1.0	903.9	904.5	903.6	903.7	903.9					
G2.0	903.6	905.2	903.0	903.6	903.6					
G3.0	903.0	906.1	902.0	903.8	903.0					
G4.0	902.1	907.0	900.7	904.1	902.1					
G5.0	900.8	907.8	899.0	904.3	900.8					
G6.0	899.4	908.6	897.2	904.6	899.4					
G7.0	897.5	909.2	895.1	904.7	897.5					
G8.0	895.4	909.7	892.5	904.8	895.4					
G9.0	893.0	910.0	889.8	904.7	893.0					
G10.0	890.1	910.1	886.8	904.4	890.1					
G11.0	887.1	910.0	883.5	903.9	887.1					
G12.0	883.7	909.7	879.6	903.2	883.7					
G13.0	880.1	909.0	875.8	902.3	880.1					
G14.0	876.3	908.3	871.7	901.2	876.3					
G15.0	871.7	907.3	866.8	899.7	871.7					
G16.0	867.3	906.1	862.2	898.1	867.3					
G17.0	862.6	904.4	857.2	896.3	862.6					
G18.0	857.7	902.7	851.9	894.1	857.7					
G19.0	851.9	900.7	845.9	891.8	851.9					
G20.0	846.4	898.3	840.1	889.2	846.4					
G21.0	840.6	895.7	834.0	886.4	840.6					
G22.0	834.0	892.7	827.6	882.9	834.0					
G23.0	827.6	889.8	820.3	879.7	827.6					
G24.0	820.3	886.4	813.5	876.1	820.3					
G25.0	813.4	882.6	806.4	872.0	813.4					
G26.0	806.2	878.7	799.0	867.8	806.2					
G27.0	798.1	874.7	790.6	863.5	798.1					
G28.0	790.3	870.4	782.9	859.0	790.3					
G29.0	782.0	865.7	774.8	854.2	782.0					
G30.0	773.8	860.9	766.2	849.1	773.8					
G31.0	765.4	855.4	756.8	843.9	765.4					
G32.0	756.1	850.2	747.9	837.9	756.1					
G33.0	747.3	844.3	738.8	832.2	747.3					
G34.0	737.2	838.6	729.4	826.2	737.2					
G35.0	727.8	832.6	719.7	819.9	727.8					
G36.0	718.1	826.4	708.9	812.8	718.1					

C Plane (°):0.0-360.0: 90.0
 Test Lab: Inventfine instruments
 Test Type: TYPE C
 Temperature: 26
 Operator: Jacky

Gamma Plane (°):0.0-180.0:1.0
 Test Device: GPM-1800B
 Distance: 8.684 m [K=1.0000]
 Humidity: 65
 Inspector:

Candlepower Table (Continue 1)

Unit: cd

G\C	C0.0	C90.0	C180.0	C270.0	C360.0					
G37.0	707.1	819.3	698.8	806.1	707.1					
G38.0	696.9	812.7	688.6	799.4	696.9					
G39.0	686.5	805.7	678.1	792.3	686.5					
G40.0	675.9	798.6	666.3	784.3	675.9					
G41.0	663.9	790.6	655.6	776.8	663.9					
G42.0	652.7	782.9	644.2	768.9	652.7					
G43.0	641.3	775.1	632.9	760.8	641.3					
G44.0	630.0	766.3	621.3	751.8	630.0					
G45.0	617.0	758.0	608.3	743.2	617.0					
G46.0	605.1	749.6	596.2	734.5	605.1					
G47.0	592.8	740.8	583.9	724.7	592.8					
G48.0	579.1	731.0	570.4	715.7	579.1					
G49.0	566.6	721.9	557.9	706.4	566.6					
G50.0	553.6	712.4	545.0	695.9	553.6					
G51.0	540.5	702.8	530.7	686.3	540.5					
G52.0	527.2	693.0	517.6	675.4	527.2					
G53.0	512.5	682.0	504.3	665.3	512.5					
G54.0	498.9	671.8	489.3	654.8	498.9					
G55.0	485.0	661.4	475.5	644.3	485.0					
G56.0	471.1	649.7	461.6	632.5	471.1					
G57.0	455.5	639.0	446.0	621.5	455.5					
G58.0	441.2	628.0	431.7	610.3	441.2					
G59.0	426.7	615.8	417.1	597.8	426.7					
G60.0	410.4	604.3	402.4	586.2	410.4					
G61.0	395.6	592.8	386.3	574.6	395.6					
G62.0	380.5	581.1	371.6	561.7	380.5					
G63.0	365.3	568.0	355.1	549.7	365.3					
G64.0	349.9	555.9	339.9	537.6	349.9					
G65.0	332.7	543.7	324.8	524.3	332.7					
G66.0	317.1	531.4	307.8	511.8	317.1					
G67.0	301.5	517.8	292.3	499.3	301.5					
G68.0	284.2	505.3	276.7	485.4	284.2					
G69.0	268.2	492.6	259.5	472.6	268.2					
G70.0	252.5	478.8	243.7	459.8	252.5					
G71.0	235.0	466.0	227.9	446.9	235.0					
G72.0	219.1	453.2	212.3	433.0	219.1					
G73.0	203.1	439.1	195.1	420.2	203.1					

C Plane (°):0.0-360.0: 90.0
 Test Lab: Inventfine instruments
 Test Type: TYPE C
 Temperature: 26
 Operator: Jacky

Gamma Plane (°):0.0-180.0:1.0
 Test Device: GPM-1800B
 Distance: 8.684 m [K=1.0000]
 Humidity: 65
 Inspector:

Candlepower Table (Continue 2)

Unit: cd

G\C	C0.0	C90.0	C180.0	C270.0	C360.0					
G74.0	187.1	426.4	179.6	407.5	187.1					
G75.0	169.8	413.7	164.1	393.6	169.8					
G76.0	154.2	401.1	147.3	381.2	154.2					
G77.0	138.8	387.5	132.4	369.0	138.8					
G78.0	123.5	376.5	117.3	356.7	123.5					
G79.0	107.3	363.5	101.4	343.8	107.3					
G80.0	93.1	352.2	87.3	332.5	93.1					
G81.0	79.2	341.1	73.7	321.6	79.2					
G82.0	66.0	330.6	60.9	311.3	66.0					
G83.0	53.5	319.5	48.8	300.6	53.5					
G84.0	40.7	310.0	37.7	291.7	40.7					
G85.0	30.3	301.0	26.7	283.5	30.3					
G86.0	21.0	292.5	18.2	275.8	21.0					
G87.0	13.3	284.7	11.2	268.2	13.3					
G88.0	7.5	277.4	5.7	261.9	7.5					
G89.0	3.5	270.6	3.0	256.4	3.5					
G90.0	2.4	264.2	2.5	251.4	2.4					
G91.0	2.4	258.9	2.6	246.4	2.4					
G92.0	2.4	254.2	2.6	242.4	2.4					
G93.0	2.5	249.8	2.7	238.7	2.5					
G94.0	2.6	246.1	2.8	235.5	2.6					
G95.0	2.8	242.4	2.9	232.2	2.8					
G96.0	2.8	239.4	3.0	229.5	2.8					
G97.0	2.9	236.3	3.1	226.2	2.9					
G98.0	3.0	232.1	3.2	221.6	3.0					
G99.0	3.1	225.9	3.3	215.1	3.1					
G100.0	3.2	218.5	3.4	208.5	3.2					
G101.0	3.3	209.7	3.5	201.5	3.3					
G102.0	3.4	201.4	3.6	193.2	3.4					
G103.0	3.5	192.5	3.7	185.3	3.5					
G104.0	3.7	183.5	3.9	177.0	3.7					
G105.0	3.8	174.5	3.9	168.2	3.8					
G106.0	3.9	164.2	4.0	159.9	3.9					
G107.0	4.0	156.5	4.1	154.4	4.0					
G108.0	4.1	152.6	4.3	150.9	4.1					
G109.0	4.2	148.7	4.4	147.7	4.2					
G110.0	4.3	144.7	4.5	144.7	4.3					

C Plane (°):0.0-360.0: 90.0
 Test Lab: Inventfine instruments
 Test Type: TYPE C
 Temperature: 26
 Operator: Jacky

Gamma Plane (°):0.0-180.0:1.0
 Test Device: GPM-1800B
 Distance: 8.684 m [K=1.0000]
 Humidity: 65
 Inspector:

Candlepower Table (Continue 3)

Unit: cd

G\C	C0.0	C90.0	C180.0	C270.0	C360.0					
G111.0	4.4	140.9	4.6	141.9	4.4					
G112.0	4.6	137.7	4.7	140.2	4.6					
G113.0	4.7	135.5	4.8	139.4	4.7					
G114.0	4.8	134.4	4.9	138.8	4.8					
G115.0	4.8	133.6	5.0	138.2	4.8					
G116.0	5.0	132.8	5.1	137.6	5.0					
G117.0	5.1	132.4	5.2	136.9	5.1					
G118.0	5.2	132.4	5.4	136.1	5.2					
G119.0	5.3	132.3	5.4	134.6	5.3					
G120.0	5.4	130.9	5.5	131.7	5.4					
G121.0	5.5	128.1	5.6	128.6	5.5					
G122.0	5.6	125.4	5.7	125.6	5.6					
G123.0	5.7	123.3	5.8	123.0	5.7					
G124.0	5.8	121.8	5.9	120.7	5.8					
G125.0	5.9	120.4	6.0	118.9	5.9					
G126.0	6.0	119.3	6.1	117.3	6.0					
G127.0	6.1	118.3	6.2	115.8	6.1					
G128.0	6.2	116.6	6.3	113.5	6.2					
G129.0	6.3	114.4	6.4	111.0	6.3					
G130.0	6.4	111.8	6.5	108.4	6.4					
G131.0	6.5	108.7	6.5	105.5	6.5					
G132.0	6.6	105.7	6.6	102.4	6.6					
G133.0	6.7	102.5	6.7	99.0	6.7					
G134.0	6.7	99.2	6.7	95.8	6.7					
G135.0	6.8	95.8	6.8	92.5	6.8					
G136.0	6.9	92.2	6.9	89.6	6.9					
G137.0	7.0	89.4	6.9	86.6	7.0					
G138.0	7.1	87.0	7.0	84.2	7.1					
G139.0	7.2	84.5	7.0	81.8	7.2					
G140.0	7.2	82.3	7.1	79.5	7.2					
G141.0	7.3	80.0	7.2	77.0	7.3					
G142.0	7.4	77.7	7.2	74.8	7.4					
G143.0	7.5	75.2	7.3	72.6	7.5					
G144.0	7.6	73.0	7.4	70.2	7.6					
G145.0	7.6	70.8	7.5	68.1	7.6					
G146.0	7.7	68.6	7.5	66.0	7.7					
G147.0	7.8	66.4	7.6	63.7	7.8					

C Plane (°):0.0-360.0: 90.0
 Test Lab: Inventfine instruments
 Test Type: TYPE C
 Temperature: 26
 Operator: Jacky

Gamma Plane (°):0.0-180.0:1.0
 Test Device: GPM-1800B
 Distance: 8.684 m [K=1.0000]
 Humidity: 65
 Inspector:

Candlepower Table (Continue 4)

Unit: cd

G\C	C0.0	C90.0	C180.0	C270.0	C360.0					
G148.0	7.8	64.2	7.7	61.6	7.8					
G149.0	7.9	62.1	7.8	59.5	7.9					
G150.0	7.9	59.7	7.9	57.2	7.9					
G151.0	8.0	57.5	7.9	55.1	8.0					
G152.0	8.0	55.2	8.0	53.0	8.0					
G153.0	8.1	52.9	8.1	50.9	8.1					
G154.0	8.2	50.6	8.2	48.6	8.2					
G155.0	8.2	48.5	8.3	46.6	8.2					
G156.0	8.2	46.4	8.4	44.5	8.2					
G157.0	8.3	44.4	8.4	42.4	8.3					
G158.0	8.4	42.3	8.5	40.2	8.4					
G159.0	8.4	40.0	8.6	38.2	8.4					
G160.0	8.5	37.9	8.7	36.2	8.5					
G161.0	8.5	35.9	8.8	34.0	8.5					
G162.0	8.6	33.9	8.8	32.2	8.6					
G163.0	8.6	31.8	8.9	30.2	8.6					
G164.0	8.6	29.8	9.0	28.3	8.6					
G165.0	8.7	27.7	9.0	26.5	8.7					
G166.0	8.8	25.9	9.1	24.6	8.8					
G167.0	8.8	23.9	9.2	22.7	8.8					
G168.0	8.9	22.0	9.2	20.9	8.9					
G169.0	9.0	20.3	9.2	19.3	9.0					
G170.0	9.0	18.7	9.2	17.7	9.0					
G171.0	9.0	17.1	9.3	16.1	9.0					
G172.0	9.1	15.5	9.4	14.8	9.1					
G173.0	9.2	14.2	9.4	13.5	9.2					
G174.0	9.2	12.9	9.4	12.3	9.2					
G175.0	9.2	11.9	9.5	11.3	9.2					
G176.0	9.3	10.9	9.5	10.5	9.3					
G177.0	9.3	10.3	9.5	10.0	9.3					
G178.0	9.4	9.8	9.5	9.6	9.4					
G179.0	9.4	9.5	9.5	9.4	9.4					
G180.0	9.4	9.3	9.6	9.3	9.4					

C Plane (°):0.0-360.0: 90.0
 Test Lab: Inventfine instruments
 Test Type: TYPE C
 Temperature: 26
 Operator: Jacky

Gamma Plane (°):0.0-180.0:1.0
 Test Device: GPM-1800B
 Distance: 8.684 m [K=1.0000]
 Humidity: 65
 Inspector: