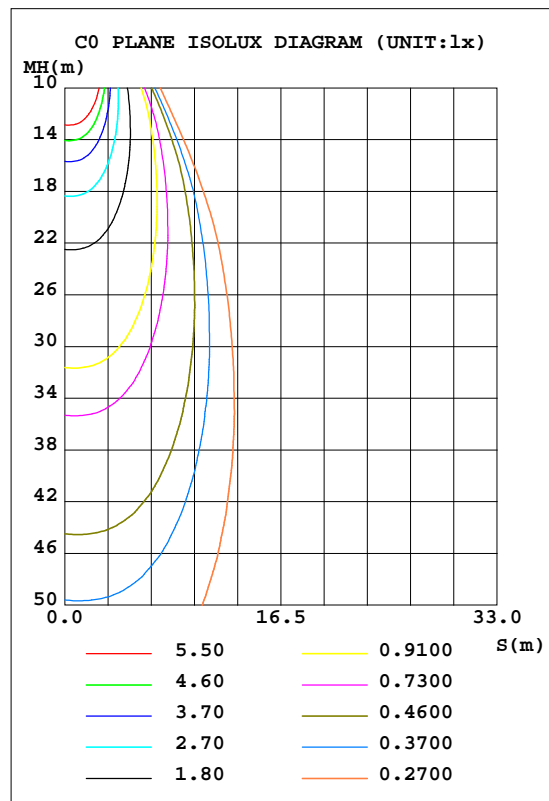
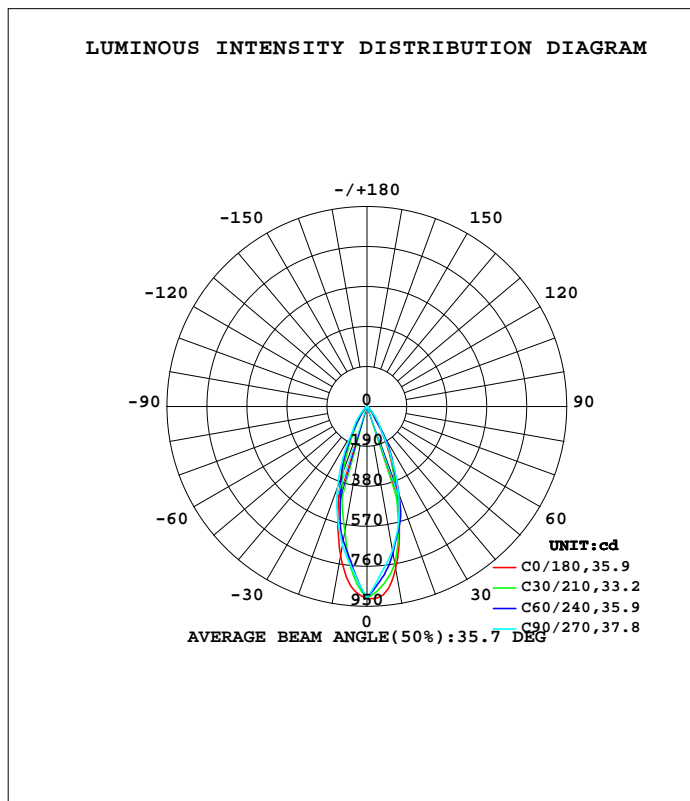


LUMINAIRE PHOTOMETRIC TEST REPORT

Test:U:220.28V I:0.0894A P:9.0403W PF:0.4593 Freq:50.00Hz Lamp Flux:409.873x1 lm		
NAME:POWERUS	TYPE:	WEIGHT:
SPEC.:	DIM.: 65*60*163mm	SERIAL No.:01
MFR.: NORDECOR	SUR.:	Shielding Angle:35°

DATA OF LAMP		PHOTOMETRIC DATA				Eff: 45.34 lm/W
MODEL	6793	I _{max} (cd)	913.4	S/MH(C0/180)	0.57	
NOMINAL POWER(W)	10	LOR(%)	100.0	S/MH(C90/270)	0.58	
RATED VOLTAGE(V)	85-265V	TOTAL FLUX(lm)	409.87	h UP, DN(C0-180)	0.0, 50.7	
NOMINAL FLUX(lm)	409.873	CIE CLASS	DIRECT	h UP, DN(C180-360)	0.0, 49.3	
LAMPS INSIDE	1	h up(%)	0.0	CIBSE SHR NOM	0.50	
TEST VOLTAGE(V)	220	h down(%)	100.0	CIBSE SHR MAX	0.60	



H_(b) Range:-90 - 90DEG
 H_(b) Interval: 1.0DEG
 Test Speed: HIGH
 Temperature:25.3DEG
 Operators:
 Test Date:2026-07-02

V(B) Range:-75 - 75DEG
 V(B) Interval: 5.0DEG
 Test System:EVERFINE GO-2000A_V1 SYSTEM V2.00.411
 Humidity:65.0%
 Test Distance:5.000m [K=1.0000]
 Remarks:

ZONAL FLUX DIAGRAM

ZONAL FLUX DIAGRAM:

g	C0	C45	C90	C135	C180	C225	C270	C315	g	F zone	F total	%lum,lamp
10	784.5	727.5	696.5	641.5	721.5	626.8	670.9	711.7	0- 10	73.85	73.85	18,18
20	411.5	446.1	440.0	333.9	361.5	323.0	412.7	420.4	10- 20	148.1	221.9	54.1,54.1
30	145.9	163.8	140.8	131.3	117.0	131.7	135.5	157.5	20- 30	114.2	336.1	82,82
40	29.31	30.24	54.69	27.49	27.71	30.96	53.70	31.93	30- 40	46.40	382.5	93.3,93.3
50	7.254	9.898	9.858	9.433	8.410	10.32	10.49	10.14	40- 50	13.62	396.2	96.7,96.7
60	5.641	5.171	6.347	5.482	6.465	5.359	5.882	5.107	50- 60	5.952	402.1	98.1,98.1
70	3.810	3.676	4.076	3.692	4.224	3.609	3.970	3.628	60- 70	4.604	406.7	99.2,99.2
80	2.013	1.612	0	1.427	2.073	1.525	0	1.723	70- 80	2.747	409.5	99.9,99.9
90	0.9434	0	0	0	0.9094	0	0	0	80- 90	0.4129	409.9	100,100
100									90-100			
110									100-110			
120									110-120			
130									120-130			
140									130-140			
150									140-150			
160									150-160			
170									160-170			
180									170-180			
DEG	LUMINOUS INTENSITY:cd									UNIT:lm		

Conical surface Flux(90deg): 391.87 lm

%lum = 95.6%
%lamp = 95.6%

Conical surface Flux(120deg): 402.11 lm

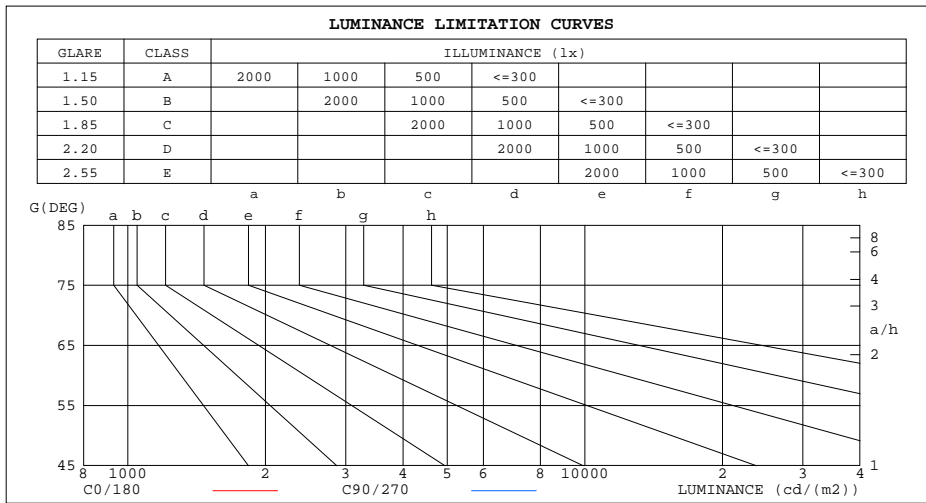
%lum = 98.1%
%lamp = 98.1%

H(β) Range:-90 - 90DEG
H(β) Interval: 1.0DEG
Test Speed: HIGH
Temperature:25.3DEG
Operators:
Test Date:2026-07-02

V(B) Range:-75 - 75DEG
V(B) Interval: 5.0DEG
Test System:EVERFINE GO-2000A_V1 SYSTEM V2.00.411
Humidity:65.0%
Test Distance:5.000m [K=1.0000]
Remarks:

LUMINANCE LIMITATION CURVES

Test:U:220.28V I:0.0894A P:9.0403W PF:0.4593 Freq:50.00Hz Lamp Flux:409.873x1 lm		
NAME:	TYPE:	WEIGHT:
SPEC.:	DIM.: 65*60*163mm	SERIAL No.:01
MFR.: NORDECOR	SUR.:	Shielding Angle:35°



LUMINANCE cd/(m2)		
G(DEG)	C0/180	C90/270
85	122	0
80	116	0
75	111	114
70	111	119
65	112	123
60	113	127
55	113	140
50	113	153
45	182	161

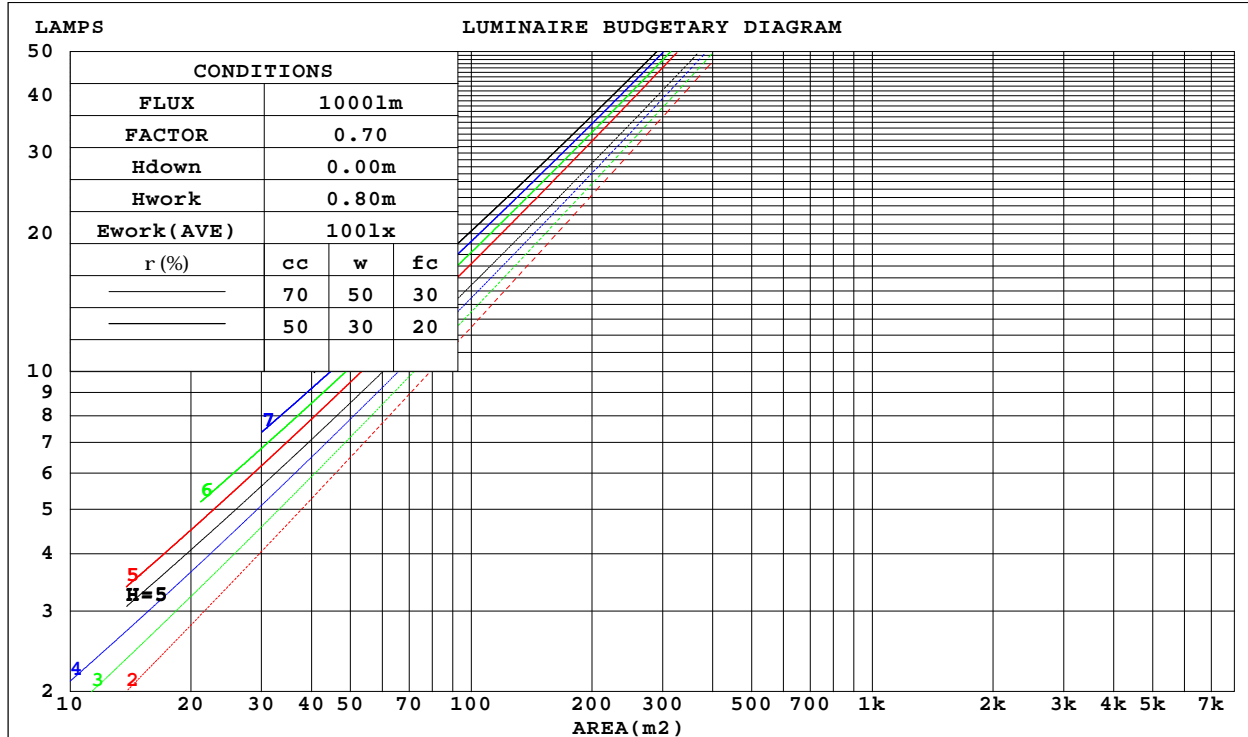
H(b) Range:-90 - 90DEG
H(b) Interval: 1.0DEG
Test Speed: HIGH
Temperature:25.3DEG
Operators:
Test Date:2026-07-02

V(B) Range:-75 - 75DEG
V(B) Interval: 5.0DEG
Test System:EVERFINE GO-2000A_V1 SYSTEM V2.00.411
Humidity:65.0%
Test Distance:5.000m [K=1.0000]
Remarks:

CU AND LUMINAIRE BUDGETARY ESTIMATE DIAGRAM

Test:U:220.28V I:0.0894A P:9.0403W PF:0.4593 Freq:50.00Hz Lamp Flux:409.873x1 lm		
NAME:	TYPE:	WEIGHT:
SPEC.:	DIM.: 65*60*163mm	SERIAL No.:01
MFR.: NORDECOR	SUR.:	Shielding Angle:35°

r _{cc}	80%			70%			50%			30%			10%			0
r _w	50%	30%	10%	50%	30%	10%	50%	30%	10%	50%	30%	10%	50%	30%	10%	0
r _{fc}	20%			20%			20%			20%			20%			0
RCR	RCR:Room Cavity Ratio						Coefficients of Utilization(CU)									
0.0	1.19	1.19	1.19	1.16	1.16	1.16	1.11	1.11	1.11	1.06	1.06	1.06	1.02	1.02	1.02	.00
1.0	1.11	1.09	1.07	1.09	1.07	1.05	1.05	1.03	1.02	1.01	1.00	.99	.98	.97	.96	.94
2.0	1.04	1.00	.97	1.03	.99	.96	.99	.97	.94	.96	.94	.92	.94	.92	.90	.89
3.0	.98	.93	.90	.97	.92	.89	.94	.91	.88	.92	.89	.86	.90	.87	.85	.84
4.0	.93	.87	.84	.91	.87	.83	.89	.85	.82	.87	.84	.81	.86	.83	.80	.79
5.0	.88	.82	.78	.87	.82	.78	.85	.81	.77	.83	.80	.77	.82	.79	.76	.75
6.0	.83	.78	.74	.82	.77	.74	.81	.77	.73	.80	.76	.73	.78	.75	.72	.71
7.0	.79	.74	.70	.78	.73	.70	.77	.73	.69	.76	.72	.69	.75	.71	.69	.67
8.0	.75	.70	.66	.75	.70	.66	.74	.69	.66	.73	.69	.66	.72	.68	.66	.64
9.0	.72	.67	.63	.72	.67	.63	.71	.66	.63	.70	.66	.63	.69	.65	.63	.61
10.0	.69	.64	.60	.69	.64	.60	.68	.63	.60	.67	.63	.60	.66	.63	.60	.59



H_(b) Range:-90 - 90DEG
H_(b) Interval: 1.0DEG
Test Speed: HIGH
Temperature:25.3DEG
Operators:
Test Date:2026-07-02

V(B) Range:-75 - 75DEG
V(B) Interval: 5.0DEG
Test System:EVERFINE GO-2000A_V1 SYSTEM V2.00.411
Humidity:65.0%
Test Distance:5.000m [K=1.0000]
Remarks:

WEC AND CCEC

Test:U:220.28V I:0.0894A P:9.0403W PF:0.4593 Freq:50.00Hz Lamp Flux:409.873x1 lm		
NAME:	TYPE:	WEIGHT:
SPEC.:	DIM.: 65*60*163mm	SERIAL No.:01
MFR.: NORDECOR	SUR.:	Shielding Angle:35°

rcc	80%			70%			50%			30%			10%			0
rw	50%	30%	10%	50%	30%	10%	50%	30%	10%	50%	30%	10%	50%	30%	10%	0
rfc	20%			20%			20%			20%			20%			0
RCR	RCR:Room Cavity Ratio						Wall Exitance Coefficients(WEC)									
0.0																
1.0	.169	.096	.030	.162	.092	.029	.150	.086	.027	.138	.080	.026	.127	.074	.024	
2.0	.159	.087	.027	.154	.085	.026	.143	.080	.025	.134	.075	.023	.125	.071	.022	
3.0	.150	.080	.024	.146	.078	.023	.137	.074	.023	.128	.070	.022	.121	.067	.021	
4.0	.142	.074	.022	.138	.072	.021	.130	.069	.021	.123	.066	.020	.117	.063	.019	
5.0	.134	.068	.020	.131	.067	.020	.124	.065	.019	.118	.062	.019	.112	.060	.018	
6.0	.128	.064	.018	.125	.063	.018	.119	.061	.018	.113	.059	.017	.108	.057	.017	
7.0	.122	.060	.017	.119	.059	.017	.114	.058	.017	.109	.056	.016	.105	.054	.016	
8.0	.116	.057	.016	.114	.056	.016	.109	.055	.016	.105	.053	.015	.101	.052	.015	
9.0	.111	.054	.015	.109	.053	.015	.105	.052	.015	.101	.051	.015	.097	.050	.014	
10.0	.106	.051	.014	.104	.050	.014	.101	.049	.014	.097	.048	.014	.094	.047	.014	

rcc	80%			70%			50%			30%			10%			0
rw	50%	30%	10%	50%	30%	10%	50%	30%	10%	50%	30%	10%	50%	30%	10%	0
rfc	20%			20%			20%			20%			20%			0
RCR	RCR:Room Cavity Ratio						Ceiling Cavity Exitance Coefficients(CCEC)									
0.0	.190	.190	.190	.163	.163	.163	.111	.111	.111	.064	.064	.064	.020	.020	.020	
1.0	.171	.157	.146	.146	.135	.125	.100	.093	.087	.057	.054	.050	.018	.017	.016	
2.0	.155	.133	.114	.132	.114	.099	.091	.079	.069	.052	.046	.040	.017	.015	.013	
3.0	.141	.113	.091	.121	.098	.079	.083	.068	.055	.048	.040	.033	.015	.013	.011	
4.0	.130	.099	.074	.112	.085	.065	.077	.059	.045	.045	.035	.027	.014	.011	.009	
5.0	.121	.087	.061	.104	.075	.053	.072	.052	.038	.042	.031	.022	.013	.010	.007	
6.0	.113	.077	.052	.097	.067	.045	.067	.047	.032	.039	.028	.019	.013	.009	.006	
7.0	.106	.069	.044	.091	.060	.038	.063	.042	.027	.037	.025	.016	.012	.008	.005	
8.0	.100	.063	.038	.086	.055	.033	.060	.038	.023	.035	.023	.014	.011	.007	.005	
9.0	.095	.058	.033	.082	.050	.028	.057	.035	.020	.033	.021	.012	.011	.007	.004	
10.0	.090	.053	.029	.078	.046	.025	.054	.033	.018	.031	.019	.011	.010	.006	.004	

H(β) Range:-90 - 90DEG
H(β) Interval: 1.0DEG
Test Speed: HIGH
Temperature:25.3DEG
Operators:
Test Date:2026-07-02

V(B) Range:-75 - 75DEG
V(B) Interval: 5.0DEG
Test System:EVERFINE GO-2000A_V1 SYSTEM V2.00.411
Humidity:65.0%
Test Distance:5.000m [K=1.0000]
Remarks:

UGR(Unified Glare Rating) Table

Test:U:220.28V I:0.0894A P:9.0403W PF:0.4593 Freq:50.00Hz Lamp Flux:409.873x1 lm										
NAME:			TYPE:			WEIGHT:				
SPEC.:			DIM.: 65*60*163mm			SERIAL No.:01				
MFR.: NORDECOR			SUR.:			Shielding Angle:35°				
ceiling/cavity	0.7	0.7	0.5	0.5	0.3	0.7	0.7	0.5	0.5	0.3
walls	0.5	0.3	0.5	0.3	0.3	0.5	0.3	0.5	0.3	0.3
working plane	0.2	0.2	0.2	0.2	0.2	0.2	0.2	0.2	0.2	0.2
Room dimensions	Viewed crosswise					Viewed endwise				
x = 2H y = 2H	5.0	5.8	5.2	6.0	6.1	6.1	7.0	6.4	7.2	7.3
3H	5.3	6.1	5.6	6.3	6.5	6.5	7.3	6.7	7.5	7.7
4H	5.5	6.3	5.8	6.5	6.7	6.7	7.4	6.9	7.6	7.9
6H	5.8	6.5	6.0	6.7	6.9	6.7	7.4	6.9	7.6	7.8
8H	5.9	6.5	6.2	6.8	7.1	6.6	7.3	6.9	7.5	7.8
12H	6.0	6.6	6.3	6.9	7.1	6.6	7.2	6.9	7.5	7.8
4H 2H	5.0	5.7	5.2	5.9	6.1	6.1	6.8	6.3	7.0	7.3
3H	5.5	6.1	5.8	6.4	6.7	6.6	7.2	6.9	7.5	7.8
4H	5.8	6.4	6.1	6.7	7.0	6.9	7.5	7.2	7.8	8.1
6H	6.1	6.6	6.5	7.0	7.3	6.9	7.4	7.3	7.7	8.1
8H	6.3	6.8	6.7	7.1	7.5	6.8	7.3	7.2	7.7	8.0
12H	6.4	6.9	6.9	7.3	7.7	6.8	7.2	7.2	7.6	8.0
8H 4H	5.9	6.4	6.3	6.7	7.1	6.9	7.4	7.3	7.8	8.1
6H	6.4	6.8	6.8	7.2	7.6	7.0	7.4	7.4	7.7	8.2
8H	6.6	7.0	7.1	7.4	7.8	6.9	7.3	7.3	7.7	8.1
12H	6.9	7.2	7.4	7.6	8.1	6.8	7.1	7.3	7.6	8.1
12H 4H	5.9	6.3	6.3	6.7	7.1	6.9	7.3	7.3	7.7	8.1
6H	6.3	6.7	6.8	7.1	7.5	6.9	7.3	7.4	7.7	8.1
8H	6.6	6.9	7.1	7.3	7.8	6.9	7.2	7.3	7.6	8.1
Variations with the observer position at spacings:										
S = 1.0H	+ 1.2 / - 1.4					+ 2.2 / - 2.9				
1.5H	+ 2.4 / - 1.4					+ 4.4 / - 2.8				
2.0H	+ 1.5 / - 0.8					+ 0.4 / - 0.7				

CIE Pub.117, 409.9 lm Total Lamp Luminous Flux Correct (8log(F/F0) = -3.1)
Area: 0.1 m2

H_(b) Range:-90 - 90DEG
H_(b) Interval: 1.0DEG
Test Speed: HIGH
Temperature:25.3DEG
Operators:
Test Date:2026-07-02

V(B) Range:-75 - 75DEG
V(B) Interval: 5.0DEG
Test System:EVERFINE GO-2000A_V1 SYSTEM V2.00.411
Humidity:65.0%
Test Distance:5.000m [K=1.0000]
Remarks:

UTILIZATION FACTORS TABLE

Test:U:220.28V I:0.0894A P:9.0403W PF:0.4593 Freq:50.00Hz Lamp Flux:409.873x1 lm		
NAME:	TYPE:	WEIGHT:
SPEC.:	DIM.: 65*60*163mm	SERIAL No.:01
MFR.: NORDECOR	SUR.:	Shielding Angle:35°

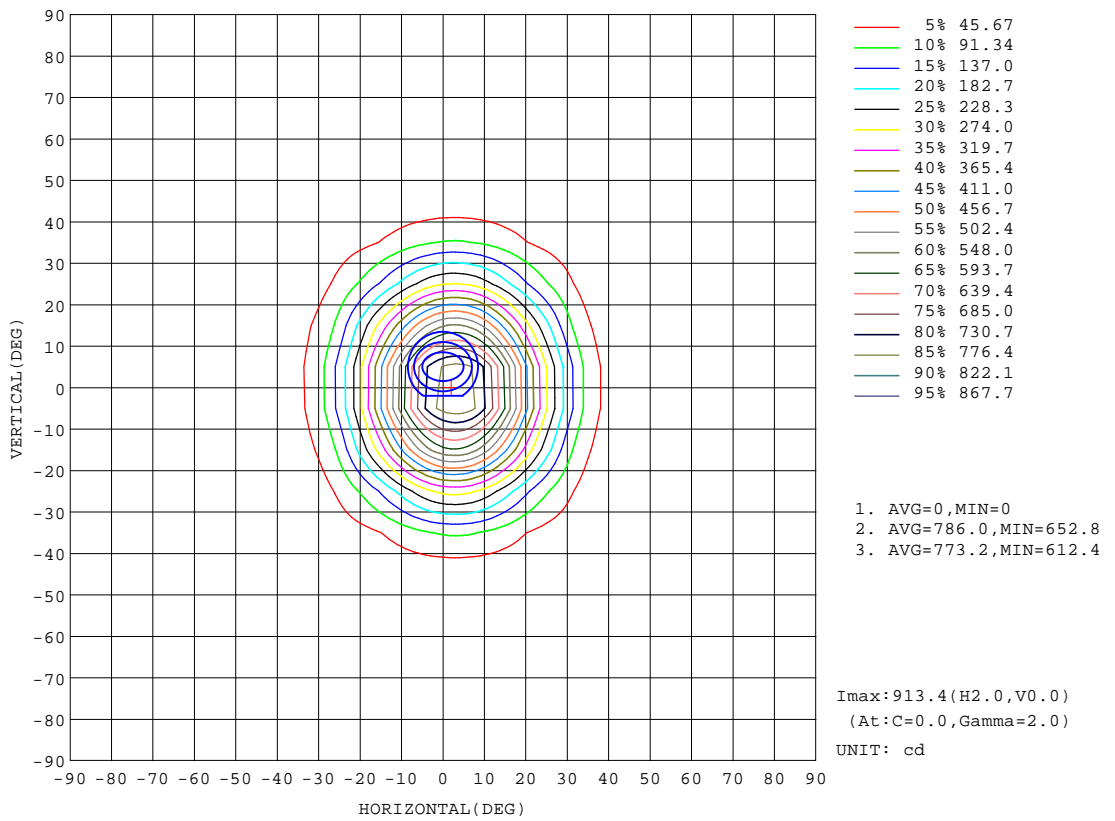
REFLECTANCE										
Ceiling	0.8	0.8	0.8	0.7	0.7	0.7	0.5	0.5	0.5	0
Walls	0.7	0.5	0.3	0.7	0.5	0.3	0.7	0.5	0.3	0
Working plane	0.2	0.2	0.2	0.2	0.2	0.2	0.2	0.2	0.2	0
ROOM INDEX	UTILIZATION FACTORS(PERCENT) k(RI) x RCR = 5									
k = 0.60	87	81	77	87	81	77	86	81	77	74
0.80	95	89	85	94	89	85	93	88	85	81
1.00	99	93	90	98	93	90	97	93	89	85
1.25	103	98	94	102	97	94	100	96	93	89
1.50	106	101	98	104	100	97	102	99	96	92
2.00	108	104	101	107	103	100	104	101	99	93
2.50	110	106	103	108	105	102	105	103	100	94
3.00	112	108	105	110	107	104	106	104	102	96
4.00	114	111	109	112	109	107	108	106	105	98
5.00	115	113	111	113	111	109	109	107	106	99
ROOM INDEX	UF(total)									Direct
According to DIN EN 13032-2 2004			Suspended				SHRNOM = 1.25			

H_(β) Range:-90 - 90DEG
H_(β) Interval: 1.0DEG
Test Speed: HIGH
Temperature:25.3DEG
Operators:
Test Date:2026-07-02

V(B) Range:-75 - 75DEG
V(B) Interval: 5.0DEG
Test System:EVERFINE GO-2000A_V1 SYSTEM V2.00.411
Humidity:65.0%
Test Distance:5.000m [K=1.0000]
Remarks:

ISOCANDELA DIAGRAM

Test:U:220.28V I:0.0894A P:9.0403W PF:0.4593 Freq:50.00Hz Lamp Flux:409.873x1 lm		
NAME:	TYPE:	WEIGHT:
SPEC.:	DIM.: 65*60*163mm	SERIAL No.:01
MFR.: NORDECOR	SUR.:	Shielding Angle:35°



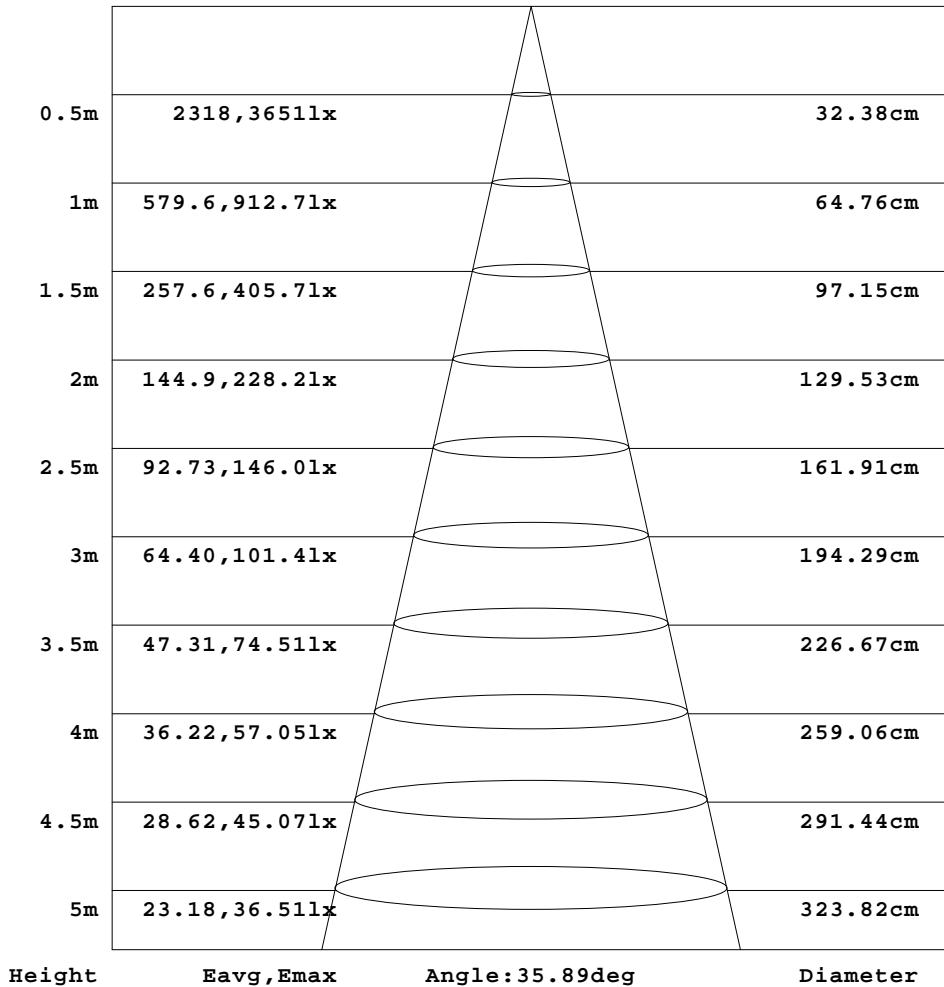
H_(b) Range:-90 - 90DEG
 H_(b) Interval: 1.0DEG
 Test Speed: HIGH
 Temperature:25.3DEG
 Operators:
 Test Date:2026-07-02

V(B) Range:-75 - 75DEG
 V(B) Interval: 5.0DEG
 Test System:EVERFINE GO-2000A_V1 SYSTEM V2.00.411
 Humidity:65.0%
 Test Distance:5.000m [K=1.0000]
 Remarks:

AAI Figure

Test:U:220.28V I:0.0894A P:9.0403W PF:0.4593 Freq:50.00Hz Lamp Flux:409.873x1 lm		
NAME:	TYPE:	WEIGHT:
SPEC.:	DIM.: 65*60*163mm	SERIAL No.:01
MFR.: NORDECOR	SUR.:	Shielding Angle:35°

Flux out:192.2 lm



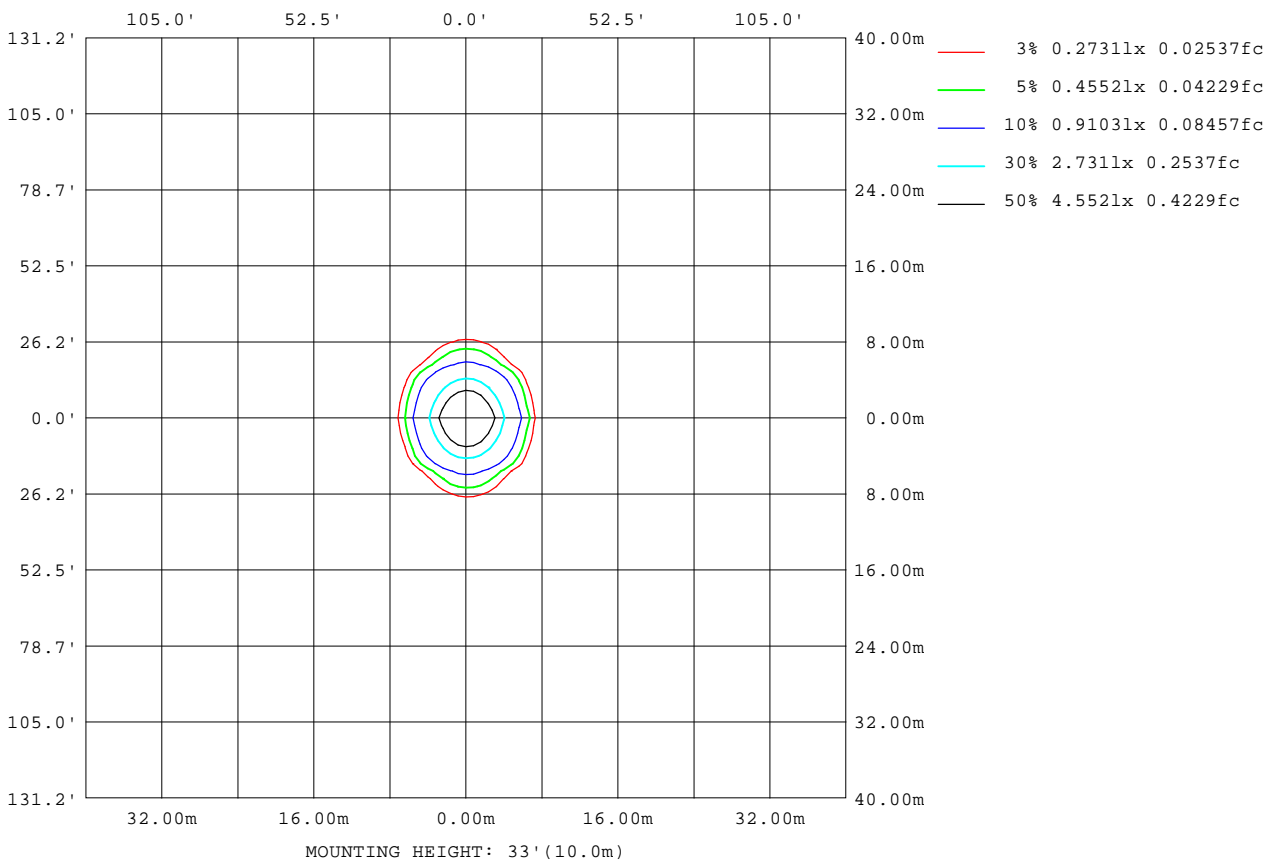
Note:The Curves indicate the illuminated area and the average illumination when the luminaire is at different distance.

H_(b) Range:-90 - 90DEG
H_(b) Interval: 1.0DEG
Test Speed: HIGH
Temperature:25.3DEG
Operators:
Test Date:2026-07-02

V(B) Range:-75 - 75DEG
V(B) Interval: 5.0DEG
Test System:EVERFINE GO-2000A_V1 SYSTEM V2.00.411
Humidity:65.0%
Test Distance:5.000m [K=1.0000]
Remarks:

ISOLUX DIAGRAM

Test:U:220.28V I:0.0894A P:9.0403W PF:0.4593 Freq:50.00Hz Lamp Flux:409.873x1 lm		
NAME:	TYPE:	WEIGHT:
SPEC.:	DIM.: 65*60*163mm	SERIAL No.:01
MFR.: NORDECOR	SUR.:	Shielding Angle:35°



H(β) Range:-90 - 90DEG
H(β) Interval: 1.0DEG
Test Speed: HIGH
Temperature:25.3DEG
Operators:
Test Date:2026-07-02

V(B) Range:-75 - 75DEG
V(B) Interval: 5.0DEG
Test System:EVERFINE GO-2000A_V1 SYSTEM V2.00.411
Humidity:65.0%
Test Distance:5.000m [K=1.0000]
Remarks:

LED Avg.L Report

Test:U:220.28V I:0.0894A P:9.0403W PF:0.4593 Freq:50.00Hz Lamp Flux:409.873x1 lm		
NAME:	TYPE:	WEIGHT:
SPEC.:	DIM.: 65*60*163mm	SERIAL No.:01
MFR.: NORDECOR	SUR.:	Shielding Angle:35°

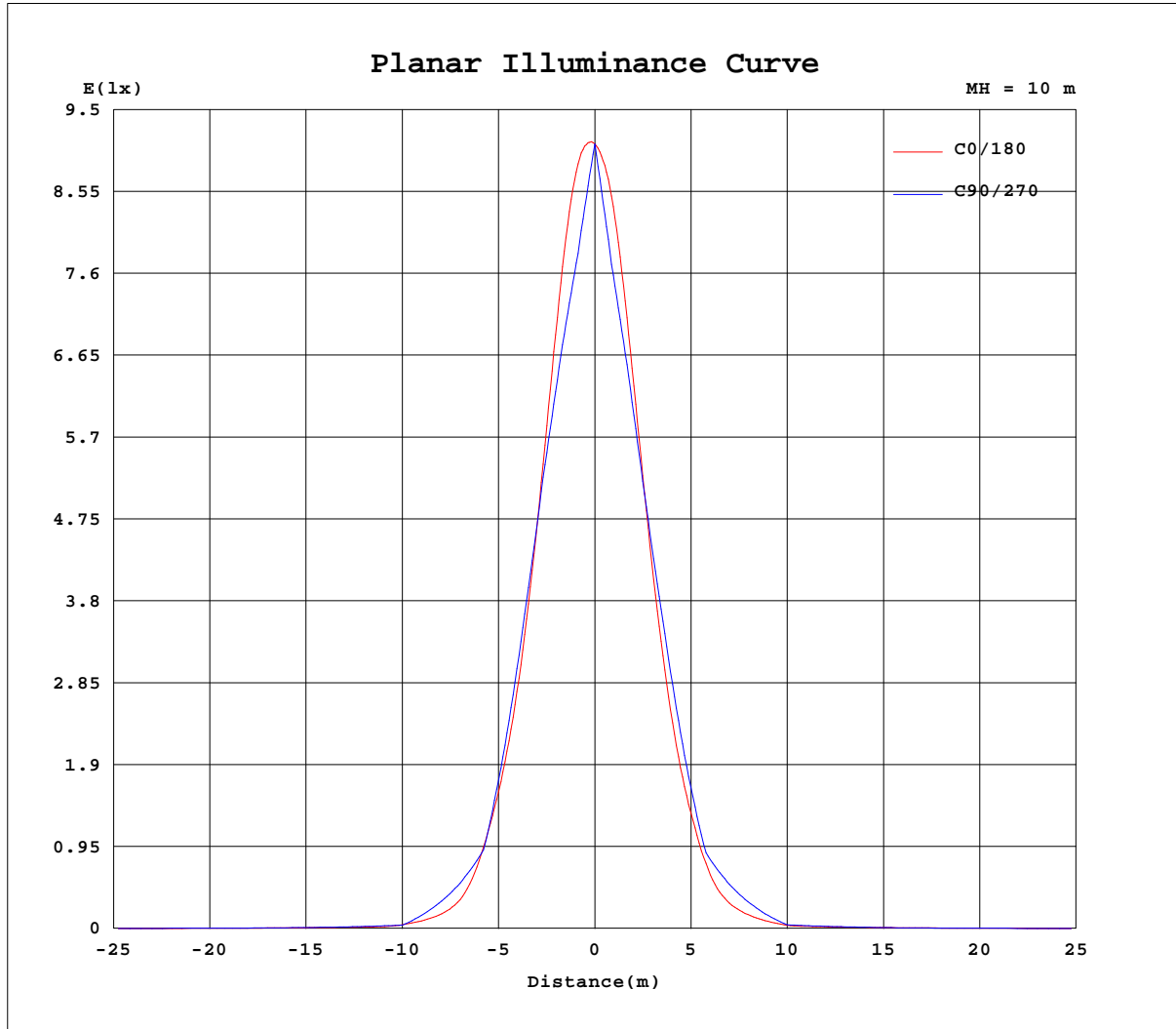
AvgL	cd/m2
L_0~180(65)av	119
L_0~180(75)av	116
L_0~180(85)av	136
L_90~270(65)av	120
L_90~270(75)av	115
L_90~270(85)av	0
L_45(65)av	107
L_45(75)av	105
L_45(85)av	0

Standard: GB/T 29293-2012

H(β) Range:-90 - 90DEG
 H(β) Interval: 1.0DEG
 Test Speed: HIGH
 Temperature:25.3DEG
 Operators:
 Test Date:2026-07-02

V(B) Range:-75 - 75DEG
 V(B) Interval: 5.0DEG
 Test System:EVERFINE GO-2000A_V1 SYSTEM V2.00.411
 Humidity:65.0%
 Test Distance:5.000m [K=1.0000]
 Remarks:

Planar Illuminance Curve



H(β) Range:-90 - 90DEG
 H(β) Interval: 1.0DEG
 Test Speed: HIGH
 Temperature:25.3DEG
 Operators:
 Test Date:2026-07-02

V(B) Range:-75 - 75DEG
 V(B) Interval: 5.0DEG
 Test System:EVERFINE GO-2000A_V1 SYSTEM V2.00.411
 Humidity:65.0%
 Test Distance:5.000m [K=1.0000]
 Remarks:

LUMINOUS DISTRIBUTION INTENSITY DATA

Test:U:220.28V I:0.0894A P:9.0403W PF:0.4593 Freq:50.00Hz Lamp Flux:409.873x1 lm		
NAME:	TYPE:	WEIGHT:
SPEC.:	DIM.: 65*60*163mm	SERIAL No.:01
MFR.: NORDECOR	SUR.:	Shielding Angle:35°

Table--1

UNIT: cd

C(DEG) g (DEG)	0	5	10	15	20	25	30	35	40	45	50	55	60	65	70	75	80	85	90
0	910	910	910	910	910	910	910	910	910	910	910	910	910	910	910	910	910	910	910
5	897	889	881	874	867	860	854	848	841	835	830	824	819	814	809	804	800	796	792
10	785	777	771	768	765	764	761	748	736	727	720	714	710	706	704	701	700	698	697
15	598	598	603	610	615	594	578	565	555	563	574	584	591	596	599	598	594	589	581
20	412	419	431	438	415	396	386	406	427	446	453	448	445	443	442	442	442	441	440
25	260	271	287	270	248	252	276	302	292	283	275	281	290	298	302	302	299	293	286
30	146	159	165	142	140	165	174	163	154	164	173	179	172	166	160	153	148	143	141
35	60.9	73.1	71.2	57.1	71.6	79.0	71.5	79.1	90.7	88.3	77.2	62.9	70.9	81.9	91.0	97.1	99.6	98.8	96.0
40	29.3	34.7	30.1	30.7	34.7	29.3	34.0	40.8	36.5	30.2	35.2	41.7	46.6	50.0	52.4	54.2	55.0	55.2	54.7
45	12.9	17.2	11.7	17.0	14.6	15.0	15.6	12.3	17.1	20.7	20.8	20.2	19.8	19.7	18.8	17.0	14.6	12.6	11.4
50	7.25	7.41	7.01	7.09	7.02	8.16	6.40	7.92	9.83	9.90	9.87	8.38	7.39	7.54	7.97	8.64	9.30	9.75	9.86
55	6.47	6.45	6.40	5.93	5.92	5.65	5.79	5.66	5.90	6.12	6.18	6.28	6.48	6.68	6.98	7.48	7.92	8.12	8.03
60	5.64	5.52	5.48	5.23	4.86	4.94	4.82	5.08	5.07	5.17	5.43	5.66	5.81	5.93	6.08	6.22	6.29	6.32	6.35
65	4.73	4.58	4.33	4.12	4.13	4.01	4.11	4.12	4.40	4.54	4.64	4.77	4.89	5.00	5.09	5.15	5.20	5.21	5.21
70	3.81	3.86	3.58	3.38	3.20	3.14	3.37	3.45	3.53	3.68	3.80	3.86	3.91	3.95	3.99	4.03	4.06	4.07	4.08
75	2.88	2.78	2.49	2.39	2.34	2.44	2.52	2.71	2.71	2.71	2.75	2.82	2.87	2.92	2.95	2.97	2.98	2.96	2.95
80	2.01	1.90	1.68	1.71	1.70	1.76	1.76	1.83	1.87	1.61	1.29	1.01	0.76	0.54	0.35	0.20	0.09	0.02	0.00
85	1.07	1.06	1.12	1.11	1.04	0.46	0.00	0.00	0.00	0.00	0.00	0.00	0.00	0.00	0.00	0.00	0.00	0.00	0.00
90	0.94	0.00	0.00	0.00	0.00	0.00	0.00	0.00	0.00	0.00	0.00	0.00	0.00	0.00	0.00	0.00	0.00	0.00	0.00

H(β) Range:-90 - 90DEG
H(β) Interval: 1.0DEG
Test Speed: HIGH
Temperature:25.3DEG
Operators:
Test Date:2026-07-02

V(B) Range:-75 - 75DEG
V(B) Interval: 5.0DEG
Test System:EVERFINE GO-2000A_V1 SYSTEM V2.00.411
Humidity:65.0%
Test Distance:5.000m [K=1.0000]
Remarks:

LUMINOUS DISTRIBUTION INTENSITY DATA

Test:U:220.28V I:0.0894A P:9.0403W PF:0.4593 Freq:50.00Hz Lamp Flux:409.873x1 lm		
NAME:	TYPE:	WEIGHT:
SPEC.:	DIM.: 65*60*163mm	SERIAL No.:01
MFR.: NORDECOR	SUR.:	Shielding Angle:35°

Table--2

UNIT: cd

C(DEG) g (DEG)	95	100	105	110	115	120	125	130	135	140	145	150	155	160	165	170	175	180	185
0	910	910	910	910	910	910	910	910	910	910	910	910	910	910	910	910	910	910	910
5	789	787	784	782	782	781	782	783	786	789	794	800	807	816	825	836	847	860	846
10	694	691	687	682	677	669	660	651	642	631	622	613	624	637	654	674	696	722	695
15	571	560	550	538	529	521	516	512	511	507	488	470	453	438	453	477	505	538	505
20	437	431	422	410	395	378	361	344	334	334	337	342	325	304	286	301	329	362	329
25	278	271	264	258	254	251	249	244	227	210	194	198	204	198	177	167	192	221	193
30	140	139	138	135	131	126	122	126	131	135	117	95.6	91.7	101	95.2	80.8	93.6	117	94.5
35	91.6	85.4	78.8	71.9	65.2	59.4	55.3	57.5	55.5	54.2	56.8	53.3	43.5	43.6	48.9	42.1	43.0	53.5	43.8
40	53.5	50.9	46.9	41.7	36.5	32.2	29.6	28.7	27.5	25.4	21.8	23.6	25.7	21.6	23.3	23.1	20.3	27.7	20.8
45	11.6	12.9	14.8	16.8	18.1	18.7	18.3	16.5	13.6	12.1	10.0	10.3	11.9	11.3	8.80	10.4	8.73	11.1	8.75
50	9.52	8.83	8.07	7.68	7.51	7.36	8.24	9.65	9.43	7.17	6.86	7.08	7.11	7.39	7.65	7.91	7.89	8.41	7.91
55	7.73	7.33	7.00	6.85	6.75	6.66	6.54	6.34	6.15	6.15	6.20	6.04	6.30	6.34	6.82	6.87	7.04	7.48	7.06
60	6.35	6.30	6.22	6.11	5.97	5.79	5.60	5.53	5.48	5.34	5.14	5.31	5.22	5.52	5.52	5.85	6.13	6.46	6.16
65	5.18	5.15	5.10	5.05	5.02	4.98	4.96	4.79	4.57	4.42	4.44	4.28	4.33	4.31	4.63	4.92	5.13	5.35	5.17
70	4.08	4.05	4.02	3.96	3.91	3.83	3.75	3.69	3.69	3.72	3.53	3.36	3.44	3.31	3.32	3.49	3.80	4.22	3.85
75	2.93	2.89	2.85	2.81	2.79	2.76	2.73	2.72	2.69	2.63	2.54	2.58	2.47	2.46	2.34	2.53	2.80	3.11	2.84
80	0.02	0.09	0.19	0.33	0.50	0.69	0.91	1.15	1.43	1.67	1.70	1.73	1.65	1.65	1.58	1.56	1.70	2.07	1.70
85	0.00	0.00	0.00	0.00	0.00	0.00	0.00	0.00	0.00	0.00	0.00	0.00	0.37	0.82	0.99	1.01	0.89	1.30	0.87
90	0.00	0.00	0.00	0.00	0.00	0.00	0.00	0.00	0.00	0.00	0.00	0.00	0.00	0.00	0.00	0.00	0.00	0.91	0.00

H(β) Range:-90 - 90DEG
H(β) Interval: 1.0DEG
Test Speed: HIGH
Temperature:25.3DEG
Operators:
Test Date:2026-07-02

V(B) Range:-75 - 75DEG
V(B) Interval: 5.0DEG
Test System:EVERFINE GO-2000A_V1 SYSTEM V2.00.411
Humidity:65.0%
Test Distance:5.000m [K=1.0000]
Remarks:

LUMINOUS DISTRIBUTION INTENSITY DATA

Test:U:220.28V I:0.0894A P:9.0403W PF:0.4593 Freq:50.00Hz Lamp Flux:409.873x1 lm		
NAME:	TYPE:	WEIGHT:
SPEC.:	DIM.: 65*60*163mm	SERIAL No.:01
MFR.: NORDECOR	SUR.:	Shielding Angle:35°

Table--3

UNIT: cd

C (DEG) g (DEG)	190	195	200	205	210	215	220	225	230	235	240	245	250	255	260	265	270	275	280
0	910	910	910	910	910	910	910	910	910	910	910	910	910	910	910	910	910	910	910
5	834	822	812	802	794	788	782	777	774	772	770	770	771	772	774	776	780	783	787
10	671	650	632	617	605	611	618	627	634	641	649	654	659	663	666	669	671	673	675
15	475	450	434	447	461	476	492	494	493	493	496	501	507	515	524	533	543	550	557
20	301	284	302	321	336	331	326	323	330	344	358	372	385	396	404	409	413	414	415
25	168	178	199	204	198	192	207	223	237	241	241	243	246	251	256	263	270	276	282
30	82.6	98.0	105	96.2	100	120	135	132	127	123	126	130	133	134	135	135	136	137	141
35	43.9	51.8	47.4	48.0	57.8	61.1	58.2	59.4	61.1	59.0	62.4	67.4	73.1	78.9	84.4	89.5	93.3	95.5	95.5
40	24.5	25.4	24.3	28.8	26.7	25.1	29.1	31.0	31.7	32.2	34.4	38.1	42.7	47.2	50.6	52.8	53.7	53.9	53.5
45	10.7	8.98	12.4	12.9	11.1	12.0	14.3	15.7	18.1	19.5	19.4	18.3	16.8	15.0	13.4	12.5	12.5	13.7	15.5
50	7.96	7.70	7.45	7.17	7.12	6.88	7.50	10.3	10.1	8.15	6.99	7.06	7.28	8.05	9.18	10.1	10.5	10.4	9.80
55	6.92	6.87	6.40	6.36	6.08	6.18	6.10	6.05	6.16	6.28	6.32	6.36	6.44	6.71	7.22	7.75	8.10	8.24	8.00
60	5.90	5.56	5.58	5.25	5.30	5.12	5.27	5.36	5.35	5.38	5.50	5.63	5.73	5.82	5.90	5.91	5.88	5.90	5.92
65	4.98	4.67	4.33	4.32	4.26	4.39	4.34	4.44	4.61	4.72	4.74	4.78	4.81	4.84	4.87	4.91	4.92	4.94	4.93
70	3.53	3.34	3.30	3.41	3.33	3.46	3.62	3.61	3.62	3.69	3.76	3.82	3.88	3.92	3.95	3.98	3.97	3.98	3.96
75	2.54	2.30	2.44	2.45	2.57	2.54	2.65	2.73	2.78	2.80	2.84	2.87	2.91	2.94	2.97	3.00	3.01	3.03	3.04
80	1.53	1.55	1.66	1.70	1.82	1.81	1.80	1.53	1.23	0.96	0.73	0.52	0.34	0.20	0.09	0.02	0.00	0.02	0.09
85	1.02	1.08	0.94	0.42	0.00	0.00	0.00	0.00	0.00	0.00	0.00	0.00	0.00	0.00	0.00	0.00	0.00	0.00	0.00
90	0.00	0.00	0.00	0.00	0.00	0.00	0.00	0.00	0.00	0.00	0.00	0.00	0.00	0.00	0.00	0.00	0.00	0.00	0.00

H(B) Range:-90 - 90DEG
H(B) Interval: 1.0DEG
Test Speed: HIGH
Temperature:25.3DEG
Operators:
Test Date:2026-07-02

V(B) Range:-75 - 75DEG
V(B) Interval: 5.0DEG
Test System:EVERFINE GO-2000A_V1 SYSTEM V2.00.411
Humidity:65.0%
Test Distance:5.000m [K=1.0000]
Remarks:

LUMINOUS DISTRIBUTION INTENSITY DATA

Test:U:220.28V I:0.0894A P:9.0403W PF:0.4593 Freq:50.00Hz Lamp Flux:409.873x1 lm		
NAME:	TYPE:	WEIGHT:
SPEC.:	DIM.: 65*60*163mm	SERIAL No.:01
MFR.: NORDECOR	SUR.:	Shielding Angle:35°

Table--4

UNIT: cd

C(DEG) g (DEG)	285	290	295	300	305	310	315	320	325	330	335	340	345	350	355				
0	910	910	910	910	910	910	910	910	910	910	910	910	910	910	910				
5	792	797	802	808	814	820	826	833	840	847	855	862	871	879	888				
10	678	681	685	689	695	702	712	722	735	750	755	758	762	768	775				
15	562	564	565	562	557	550	542	537	549	564	583	605	603	598	596				
20	416	416	417	418	422	426	420	405	388	373	385	407	432	427	417				
25	285	285	281	274	265	259	267	275	285	264	244	243	266	284	269				
30	146	153	159	165	171	166	158	149	157	167	159	137	140	164	158				
35	93.2	88.3	80.5	71.0	64.1	77.2	87.3	89.3	77.9	70.1	77.1	70.4	57.1	71.2	73.1				
40	52.7	51.4	49.4	46.7	42.8	36.8	31.9	37.4	41.1	34.4	29.8	35.2	31.3	30.6	34.9				
45	17.5	18.8	19.6	20.1	20.8	21.7	21.7	18.0	12.7	15.9	15.4	15.1	17.6	11.7	17.3				
50	8.88	7.87	7.18	6.99	8.16	9.95	10.1	10.1	7.96	6.45	8.32	7.05	7.09	7.04	7.41				
55	7.44	6.71	6.32	6.18	6.06	6.03	6.02	5.86	5.69	5.83	5.71	5.97	5.96	6.41	6.46				
60	5.89	5.77	5.62	5.54	5.46	5.29	5.11	5.05	5.08	4.84	4.99	4.90	5.25	5.49	5.53				
65	4.91	4.86	4.80	4.71	4.61	4.51	4.45	4.35	4.12	4.12	4.03	4.15	4.13	4.32	4.56				
70	3.94	3.91	3.88	3.85	3.81	3.75	3.63	3.48	3.42	3.36	3.13	3.19	3.35	3.56	3.83				
75	3.04	3.01	2.99	2.95	2.90	2.82	2.76	2.75	2.73	2.53	2.43	2.31	2.34	2.42	2.71				
80	0.20	0.36	0.56	0.80	1.07	1.38	1.72	2.00	1.96	1.87	1.83	1.71	1.68	1.62	1.83				
85	0.00	0.00	0.00	0.00	0.00	0.00	0.00	0.00	0.00	0.00	0.51	1.17	1.20	1.14	1.07				
90	0.00	0.00	0.00	0.00	0.00	0.00	0.00	0.00	0.00	0.00	0.00	0.00	0.00	0.00	0.00				

H(B) Range:-90 - 90DEG
H(B) Interval: 1.0DEG
Test Speed: HIGH
Temperature:25.3DEG
Operators:
Test Date:2026-07-02

V(B) Range:-75 - 75DEG
V(B) Interval: 5.0DEG
Test System:EVERFINE GO-2000A_V1 SYSTEM V2.00.411
Humidity:65.0%
Test Distance:5.000m [K=1.0000]
Remarks: