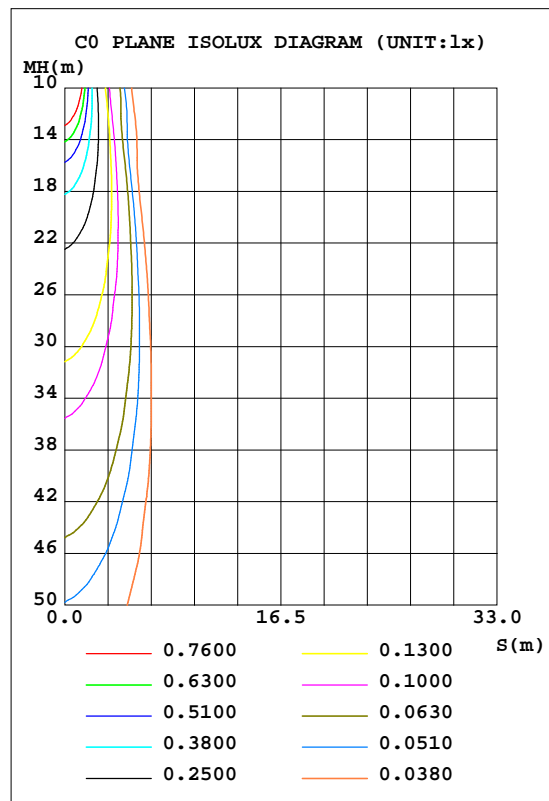
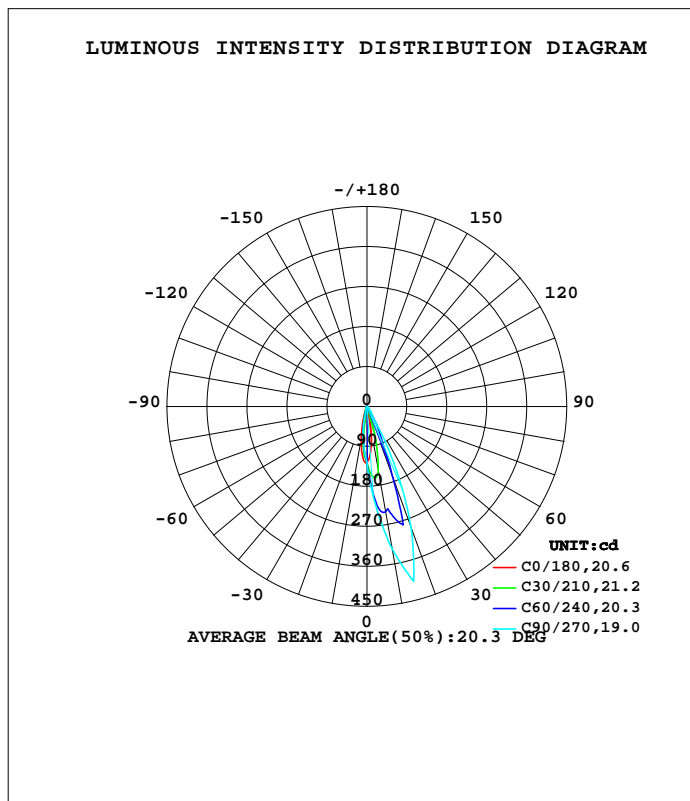


LUMINAIRE PHOTOMETRIC TEST REPORT

Test:U:220.24V I:0.0233A P:2.4804W PF:0.4836 Freq:50.00Hz Lamp Flux:63.7152x1 lm		
NAME:POWERUS	TYPE:	WEIGHT:
SPEC.:	DIM.: 65*65*60mm	SERIAL No.:01
MFR.: NORDECOR	SUR.:	Shielding Angle:15°

DATA OF LAMP		PHOTOMETRIC DATA				Eff: 25.69 lm/W
MODEL	6780	I _{max} (cd)	419.1	S/MH(C0/180)	0.40	
NOMINAL POWER(W)	2	LOR(%)	100.0	S/MH(C90/270)	0.28	
RATED VOLTAGE(V)	85-265V	TOTAL FLUX(lm)	63.715	h UP, DN(C0-180)	0.0,80.8	
NOMINAL FLUX(lm)	63.7152	CIE CLASS	DIRECT	h UP, DN(C180-360)	0.0,19.2	
LAMPS INSIDE	1	h up(%)	0.0	CIBSE SHR NOM	0.00	
TEST VOLTAGE(V)	220	h down(%)	100.0	CIBSE SHR MAX	1.00	



H(h) Range:-90 - 90DEG
 H(h) Interval: 1.0DEG
 Test Speed: HIGH
 Temperature:25.3DEG
 Operators:
 Test Date:2026-07-02

V(B) Range:-75 - 75DEG
 V(B) Interval: 5.0DEG
 Test System:EVERFINE GO-2000A_V1 SYSTEM V2.00.411
 Humidity:65.0%
 Test Distance:5.000m [K=1.0000]
 Remarks:

ZONAL FLUX DIAGRAM

ZONAL FLUX DIAGRAM:

g	C0	C45	C90	C135	C180	C225	C270	C315	g	F zone	F total	%lum,lamp
10	55.11	186.6	324.4	175.1	75.85	50.26	48.01	54.11	0- 10	12.32	12.32	19.3,19.3
20	10.55	110.2	291.1	69.26	17.25	8.882	7.178	8.579	10- 20	26.70	39.02	61.2,61.2
30	4.355	11.19	26.54	14.38	5.668	5.395	3.914	4.745	20- 30	14.89	53.91	84.6,84.6
40	2.774	3.439	11.12	4.703	3.527	3.387	3.206	2.450	30- 40	4.000	57.91	90.9,90.9
50	1.873	1.805	2.911	2.645	2.611	1.804	2.284	1.590	40- 50	2.314	60.23	94.5,94.5
60	1.177	1.181	1.912	1.532	1.529	1.214	1.148	1.080	50- 60	1.559	61.79	97,97
70	0.7466	0.8160	1.246	0.9474	0.9353	0.7927	0.7697	0.7315	60- 70	1.073	62.86	98.7,98.7
80	0.5589	0.4949	0	0.5149	0.6149	0.4471	0	0.4276	70- 80	0.6987	63.56	99.8,99.8
90	0.3886	0	0	0	0.4012	0	0	0	80- 90	0.1575	63.72	100,100
100									90-100			
110									100-110			
120									110-120			
130									120-130			
140									130-140			
150									140-150			
160									150-160			
170									160-170			
180									170-180			
DEG	LUMINOUS INTENSITY:cd									UNIT:lm		

Conical surface Flux(90deg): 59.221 lm

%lum = 92.9%
 %lamp = 92.9%

Conical surface Flux(120deg): 61.786 lm

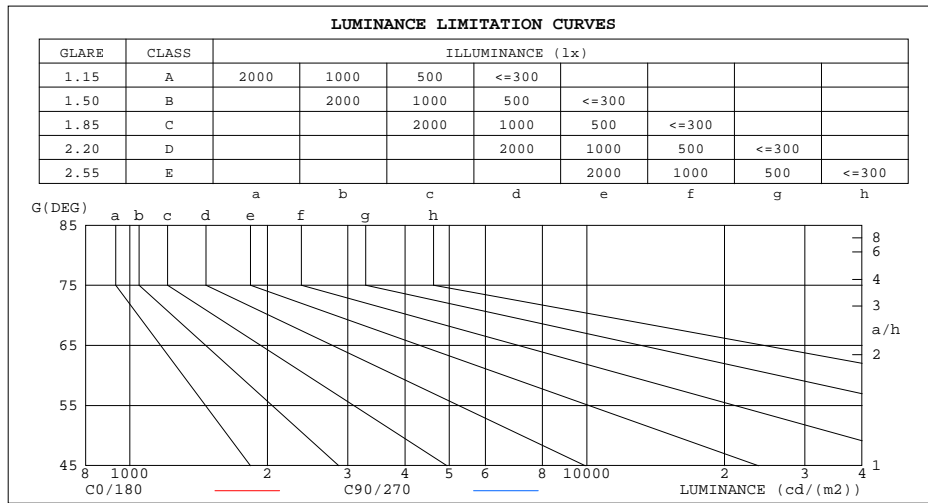
%lum = 97.0%
 %lamp = 97.0%

H(B) Range:-90 - 90DEG
 H(B) Interval: 1.0DEG
 Test Speed: HIGH
 Temperature:25.3DEG
 Operators:
 Test Date:2026-07-02

V(B) Range:-75 - 75DEG
 V(B) Interval: 5.0DEG
 Test System:EVERFINE GO-2000A_V1 SYSTEM V2.00.411
 Humidity:65.0%
 Test Distance:5.000m [K=1.0000]
 Remarks:

LUMINANCE LIMITATION CURVES

Test:U:220.24V I:0.0233A P:2.4804W PF:0.4836 Freq:50.00Hz Lamp Flux:63.7152x1 lm		
NAME:	TYPE:	WEIGHT:
SPEC.:	DIM.: 65*65*60mm	SERIAL No.:01
MFR.: NORDECOR	SUR.:	Shielding Angle:15°



LUMINANCE cd/(m2)		
G(DEG)	C0/180	C90/270
85	49	0
80	32	0
75	24	35
70	22	36
65	22	37
60	24	38
55	26	42
50	29	45
45	32	49

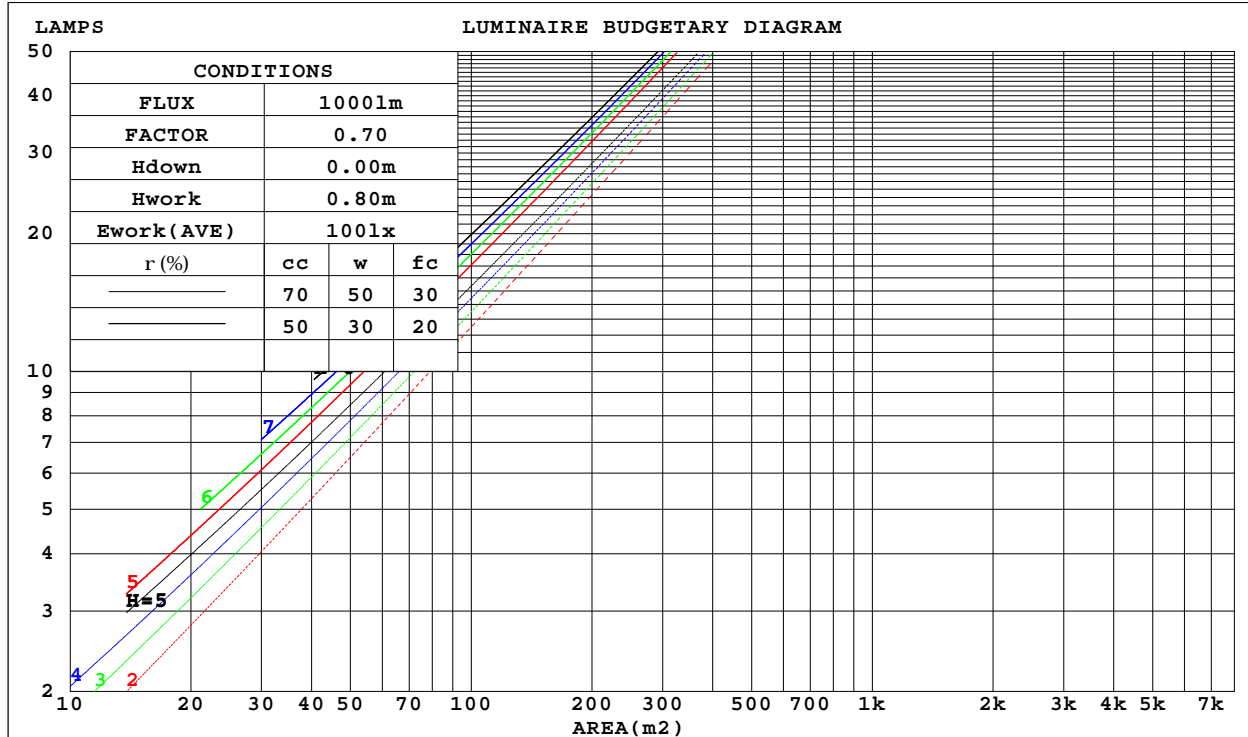
H(b) Range:-90 - 90DEG
H(b) Interval: 1.0DEG
Test Speed: HIGH
Temperature:25.3DEG
Operators:
Test Date:2026-07-02

V(B) Range:-75 - 75DEG
V(B) Interval: 5.0DEG
Test System:EVERFINE GO-2000A_V1 SYSTEM V2.00.411
Humidity:65.0%
Test Distance:5.000m [K=1.0000]
Remarks:

CU AND LUMINAIRE BUDGETARY ESTIMATE DIAGRAM

Test:U:220.24V I:0.0233A P:2.4804W PF:0.4836 Freq:50.00Hz Lamp Flux:63.7152x1 lm		
NAME:	TYPE:	WEIGHT:
SPEC.:	DIM.: 65*65*60mm	SERIAL No.:01
MFR.: NORDECOR	SUR.:	Shielding Angle:15°

r _{cc}	80%			70%			50%			30%			10%			0
r _w	50%	30%	10%	50%	30%	10%	50%	30%	10%	50%	30%	10%	50%	30%	10%	0
r _{fc}	20%			20%			20%			20%			20%			0
RCR	RCR:Room Cavity Ratio						Coefficients of Utilization(CU)									
0.0	1.19	1.19	1.19	1.16	1.16	1.16	1.11	1.11	1.11	1.06	1.06	1.06	1.02	1.02	1.02	1.00
1.0	1.11	1.09	1.07	1.09	1.07	1.05	1.05	1.03	1.02	1.01	.00	.99	.98	.97	.96	.94
2.0	1.04	1.00	.97	1.02	.99	.96	.99	.96	.94	.96	.94	.92	.94	.92	.90	.89
3.0	.98	.94	.90	.97	.93	.89	.94	.91	.88	.92	.89	.86	.90	.87	.85	.84
4.0	.93	.88	.84	.92	.87	.84	.90	.86	.83	.88	.84	.82	.86	.83	.81	.79
5.0	.88	.83	.79	.87	.82	.79	.85	.81	.78	.84	.80	.77	.82	.79	.77	.75
6.0	.84	.79	.75	.83	.78	.75	.82	.77	.74	.80	.77	.74	.79	.76	.73	.72
7.0	.80	.75	.71	.79	.75	.71	.78	.74	.71	.77	.73	.70	.76	.73	.70	.69
8.0	.77	.71	.68	.76	.71	.68	.75	.71	.67	.74	.70	.67	.73	.70	.67	.66
9.0	.74	.68	.65	.73	.68	.65	.72	.68	.65	.71	.67	.64	.71	.67	.64	.63
10.0	.71	.66	.62	.70	.65	.62	.69	.65	.62	.69	.65	.62	.68	.64	.62	.61



H_(b) Range:-90 - 90DEG
H_(b) Interval: 1.0DEG
Test Speed: HIGH
Temperature:25.3DEG
Operators:
Test Date:2026-07-02

V(B) Range:-75 - 75DEG
V(B) Interval: 5.0DEG
Test System:EVERFINE GO-2000A_V1 SYSTEM V2.00.411
Humidity:65.0%
Test Distance:5.000m [K=1.0000]
Remarks:

WEC AND CCEC

Test:U:220.24V I:0.0233A P:2.4804W PF:0.4836 Freq:50.00Hz Lamp Flux:63.7152x1 lm		
NAME:	TYPE:	WEIGHT:
SPEC.:	DIM.: 65*65*60mm	SERIAL No.:01
MFR.: NORDECOR	SUR.:	Shielding Angle:15°

rcc	80%			70%			50%			30%			10%			0
rw	50%	30%	10%	50%	30%	10%	50%	30%	10%	50%	30%	10%	50%	30%	10%	0
rfc	20%			20%			20%			20%			20%			0
RCR	RCR:Room Cavity Ratio						Wall Exitance Coefficients(WEC)									
0.0																
1.0	.171	.097	.031	.164	.094	.030	.151	.087	.028	.140	.081	.026	.129	.075	.024	
2.0	.160	.088	.027	.154	.085	.026	.144	.080	.025	.134	.075	.024	.125	.071	.022	
3.0	.150	.080	.024	.145	.078	.023	.136	.074	.022	.128	.070	.021	.120	.067	.021	
4.0	.141	.073	.021	.137	.071	.021	.129	.068	.020	.122	.065	.020	.115	.063	.019	
5.0	.132	.067	.020	.129	.066	.019	.122	.064	.019	.116	.061	.018	.111	.059	.018	
6.0	.125	.063	.018	.122	.062	.018	.116	.060	.017	.111	.058	.017	.106	.056	.017	
7.0	.119	.059	.017	.116	.058	.016	.111	.056	.016	.106	.055	.016	.102	.053	.016	
8.0	.113	.055	.016	.111	.055	.015	.106	.053	.015	.102	.052	.015	.098	.050	.015	
9.0	.108	.052	.015	.106	.052	.014	.102	.050	.014	.098	.049	.014	.095	.048	.014	
10.0	.103	.049	.014	.101	.049	.014	.098	.048	.013	.094	.047	.013	.091	.046	.013	

rcc	80%			70%			50%			30%			10%			0
rw	50%	30%	10%	50%	30%	10%	50%	30%	10%	50%	30%	10%	50%	30%	10%	0
rfc	20%			20%			20%			20%			20%			0
RCR	RCR:Room Cavity Ratio						Ceiling Cavity Exitance Coefficients(CCEC)									
0.0	.190	.190	.190	.163	.163	.163	.111	.111	.111	.064	.064	.064	.020	.020	.020	
1.0	.171	.157	.145	.146	.135	.125	.100	.093	.087	.057	.054	.050	.018	.017	.016	
2.0	.155	.133	.114	.132	.114	.099	.091	.079	.069	.052	.046	.040	.017	.015	.013	
3.0	.141	.113	.091	.121	.098	.079	.083	.068	.056	.048	.040	.033	.015	.013	.011	
4.0	.130	.099	.074	.112	.085	.065	.077	.059	.046	.044	.035	.027	.014	.011	.009	
5.0	.121	.087	.062	.103	.075	.054	.071	.052	.038	.041	.031	.022	.013	.010	.007	
6.0	.112	.077	.052	.097	.067	.045	.067	.047	.032	.039	.028	.019	.012	.009	.006	
7.0	.105	.069	.044	.090	.060	.038	.063	.042	.027	.036	.025	.016	.012	.008	.005	
8.0	.099	.063	.038	.085	.054	.033	.059	.038	.023	.034	.023	.014	.011	.007	.005	
9.0	.094	.057	.033	.081	.050	.029	.056	.035	.020	.033	.021	.012	.011	.007	.004	
10.0	.089	.053	.029	.076	.046	.025	.053	.032	.018	.031	.019	.011	.010	.006	.004	

H(β) Range:-90 - 90DEG
H(β) Interval: 1.0DEG
Test Speed: HIGH
Temperature:25.3DEG
Operators:
Test Date:2026-07-02

V(B) Range:-75 - 75DEG
V(B) Interval: 5.0DEG
Test System:EVERFINE GO-2000A_V1 SYSTEM V2.00.411
Humidity:65.0%
Test Distance:5.000m [K=1.0000]
Remarks:

UGR(Unified Glare Rating) Table

Test:U:220.24V I:0.0233A P:2.4804W PF:0.4836 Freq:50.00Hz Lamp Flux:63.7152x1 lm										
NAME:			TYPE:			WEIGHT:				
SPEC.:			DIM.: 65*65*60mm			SERIAL No.:01				
MFR.: NORDECOR			SUR.:			Shielding Angle:15°				
ceiling/cavity	0.7	0.7	0.5	0.5	0.3	0.7	0.7	0.5	0.5	0.3
walls	0.5	0.3	0.5	0.3	0.3	0.5	0.3	0.5	0.3	0.3
working plane	0.2	0.2	0.2	0.2	0.2	0.2	0.2	0.2	0.2	0.2
Room dimensions	Viewed crosswise					Viewed endwise				
x = 2H y = 2H	3.4	4.2	3.6	4.4	4.5	7.5	8.4	7.7	8.5	8.7
3H	4.6	5.4	4.9	5.6	5.8	8.4	9.2	8.6	9.4	9.6
4H	5.3	6.1	5.6	6.3	6.5	8.9	9.6	9.1	9.8	10.1
6H	6.2	6.9	6.5	7.2	7.4	8.9	9.6	9.2	9.9	10.1
8H	6.8	7.4	7.1	7.7	7.9	8.9	9.6	9.2	9.8	10.1
12H	7.4	8.0	7.7	8.3	8.6	8.8	9.5	9.2	9.8	10.0
4H 2H	3.9	4.6	4.2	4.9	5.1	7.5	8.3	7.8	8.5	8.7
3H	5.4	6.0	5.7	6.3	6.6	8.6	9.3	8.9	9.5	9.8
4H	6.2	6.8	6.6	7.1	7.4	9.3	9.9	9.6	10.2	10.5
6H	7.3	7.8	7.7	8.2	8.5	9.4	9.9	9.7	10.2	10.6
8H	8.0	8.5	8.4	8.8	9.2	9.3	9.8	9.7	10.2	10.5
12H	8.8	9.2	9.2	9.6	10.0	9.3	9.7	9.7	10.1	10.5
8H 4H	6.7	7.2	7.1	7.6	7.9	9.4	9.9	9.8	10.2	10.6
6H	8.1	8.5	8.5	8.9	9.3	9.5	9.9	10.0	10.3	10.7
8H	8.9	9.3	9.3	9.7	10.1	9.5	9.8	9.9	10.2	10.7
12H	9.9	10.2	10.4	10.6	11.1	9.4	9.7	9.9	10.2	10.6
12H 4H	6.7	7.2	7.1	7.5	7.9	9.4	9.8	9.8	10.2	10.6
6H	8.1	8.4	8.5	8.8	9.3	9.5	9.9	10.0	10.3	10.8
8H	8.9	9.2	9.4	9.7	10.1	9.5	9.8	10.0	10.2	10.7
Variations with the observer position at spacings:										
S = 1.0H	+ 0.3 / - 0.3					+ 2.1 / - 1.2				
1.5H	+ 0.2 / - 0.3					+ 3.9 / - 1.5				
2.0H	+ 0.3 / - 0.4					+ 0.7 / - 1.0				

CIE Pub.117, 63.72 lm Total Lamp Luminous Flux Correct (8log(F/F0) = -9.6)
Area: 0.1 m2

H_(b) Range:-90 - 90DEG
H_(b) Interval: 1.0DEG
Test Speed: HIGH
Temperature:25.3DEG
Operators:
Test Date:2026-07-02

V(B) Range:-75 - 75DEG
V(B) Interval: 5.0DEG
Test System:EVERFINE GO-2000A_V1 SYSTEM V2.00.411
Humidity:65.0%
Test Distance:5.000m [K=1.0000]
Remarks:

UTILIZATION FACTORS TABLE

Test:U:220.24V I:0.0233A P:2.4804W PF:0.4836 Freq:50.00Hz Lamp Flux:63.7152x1 lm		
NAME:	TYPE:	WEIGHT:
SPEC.:	DIM.: 65*65*60mm	SERIAL No.:01
MFR.: NORDECOR	SUR.:	Shielding Angle:15°

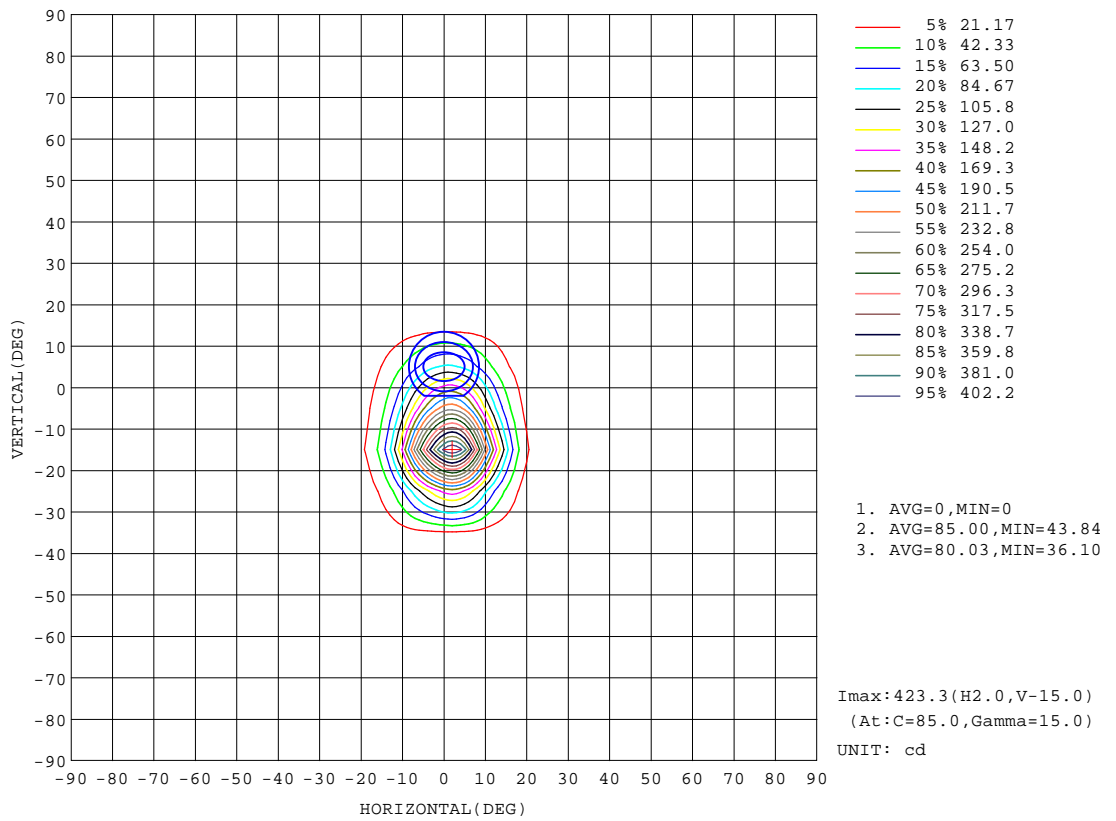
REFLECTANCE										
Ceiling	0.8	0.8	0.8	0.7	0.7	0.7	0.5	0.5	0.5	0
Walls	0.7	0.5	0.3	0.7	0.5	0.3	0.7	0.5	0.3	0
Working plane	0.2	0.2	0.2	0.2	0.2	0.2	0.2	0.2	0.2	0
ROOM INDEX	UTILIZATION FACTORS(PERCENT) k(RI) x RCR = 5									
k = 0.60	86	79	75	85	79	75	85	79	75	72
0.80	93	87	83	93	87	83	91	86	83	79
1.00	98	92	88	97	92	88	95	91	87	83
1.25	102	96	93	101	96	92	99	95	92	87
1.50	105	100	96	104	99	96	101	97	95	90
2.00	108	103	100	106	102	99	103	100	98	92
2.50	109	105	102	108	104	101	105	102	99	93
3.00	111	107	105	109	106	103	106	103	101	95
4.00	113	110	108	111	109	107	108	106	104	97
5.00	115	112	110	112	110	109	109	107	106	98
ROOM INDEX	UF(total)									Direct
According to DIN EN 13032-2 2004			Suspended				SHRNOM = 1.25			

H_(β) Range:-90 - 90DEG
H_(β) Interval: 1.0DEG
Test Speed: HIGH
Temperature:25.3DEG
Operators:
Test Date:2026-07-02

V(B) Range:-75 - 75DEG
V(B) Interval: 5.0DEG
Test System:EVERFINE GO-2000A_V1 SYSTEM V2.00.411
Humidity:65.0%
Test Distance:5.000m [K=1.0000]
Remarks:

ISOCANDELA DIAGRAM

Test:U:220.24V I:0.0233A P:2.4804W PF:0.4836 Freq:50.00Hz Lamp Flux:63.7152x1 lm		
NAME:	TYPE:	WEIGHT:
SPEC.:	DIM.: 65*65*60mm	SERIAL No.:01
MFR.: NORDECOR	SUR.:	Shielding Angle:15°



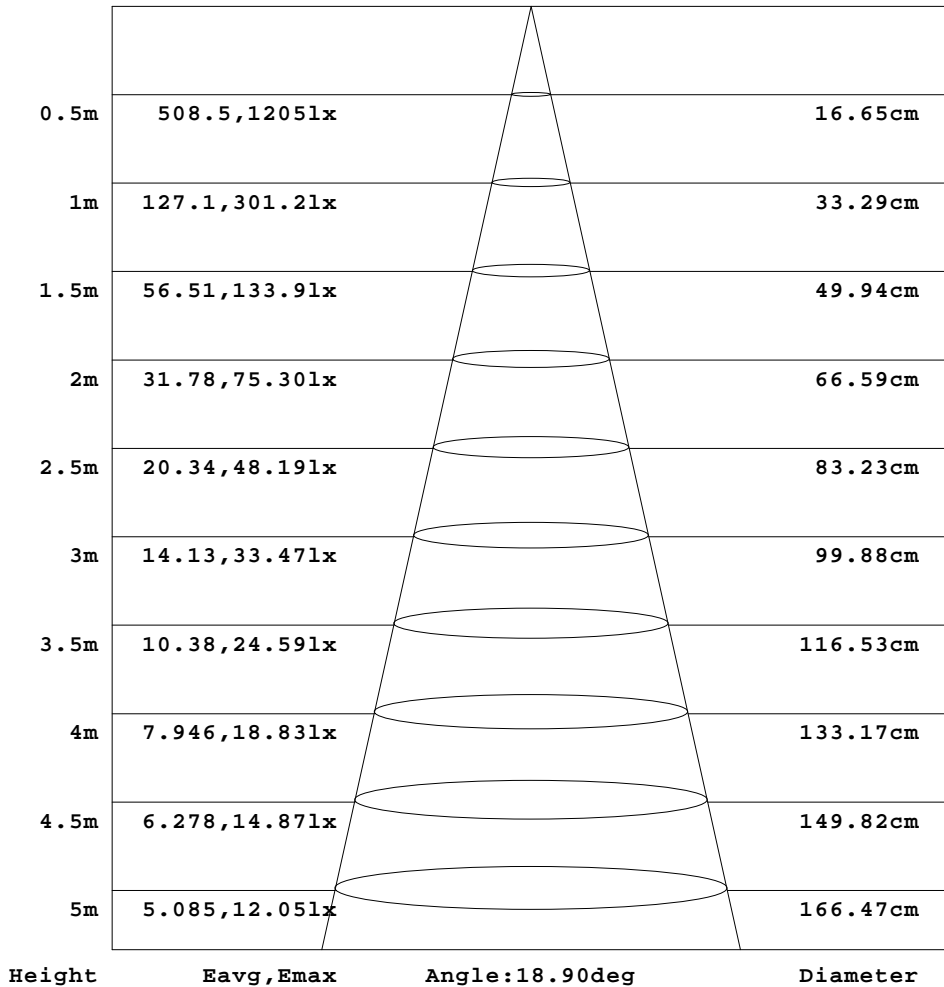
H(h) Range:-90 - 90DEG
 H(h) Interval: 1.0DEG
 Test Speed: HIGH
 Temperature:25.3DEG
 Operators:
 Test Date:2026-07-02

V(B) Range:-75 - 75DEG
 V(B) Interval: 5.0DEG
 Test System:EVERFINE GO-2000A_V1 SYSTEM V2.00.411
 Humidity:65.0%
 Test Distance:5.000m [K=1.0000]
 Remarks:

AAI Figure

Test:U:220.24V I:0.0233A P:2.4804W PF:0.4836 Freq:50.00Hz Lamp Flux:63.7152x1 lm		
NAME:	TYPE:	WEIGHT:
SPEC.:	DIM.: 65*65*60mm	SERIAL No.:01
MFR.: NORDECOR	SUR.:	Shielding Angle:15°

Flux out:11.18 lm



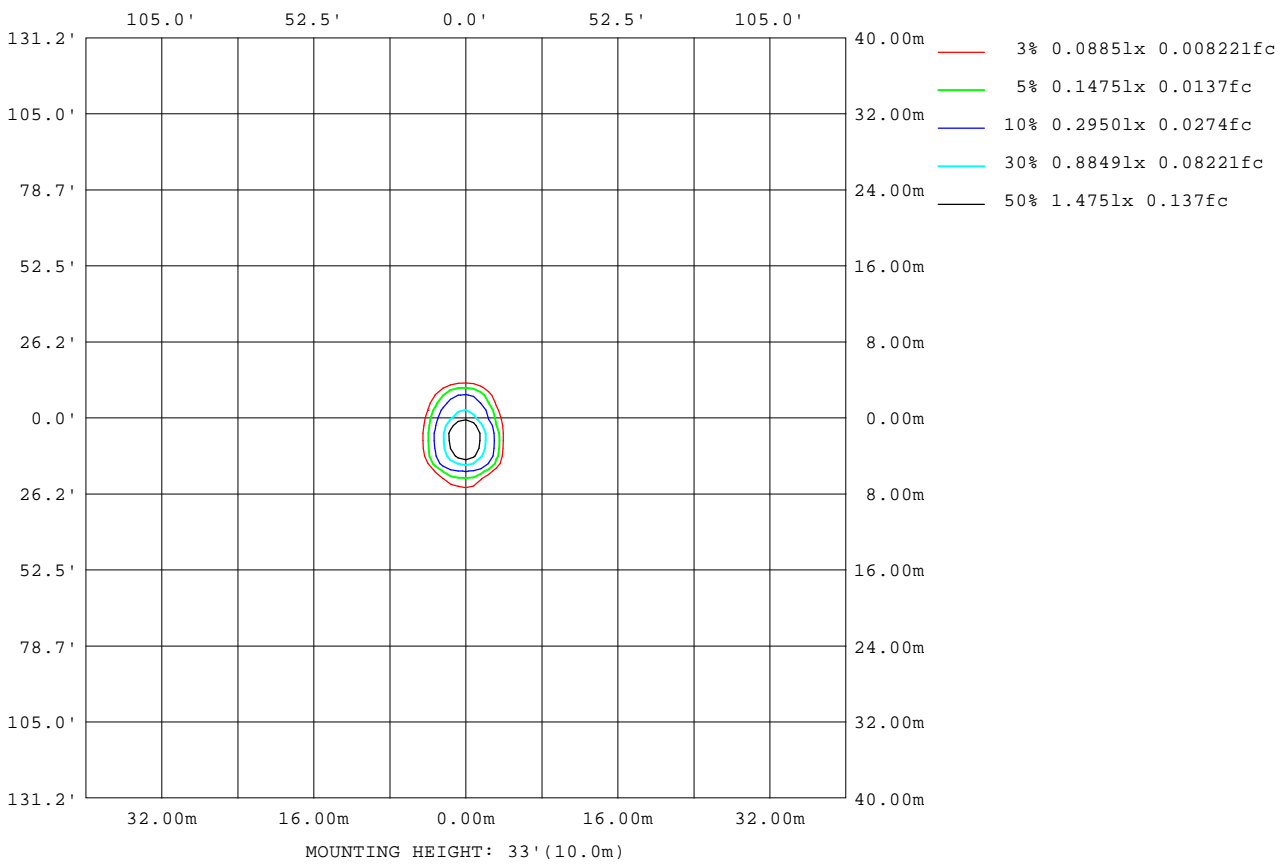
Note:The Curves indicate the illuminated area and the average illumination when the luminaire is at different distance.

H(b) Range:-90 - 90DEG
H(b) Interval: 1.0DEG
Test Speed: HIGH
Temperature:25.3DEG
Operators:
Test Date:2026-07-02

V(B) Range:-75 - 75DEG
V(B) Interval: 5.0DEG
Test System:EVERFINE GO-2000A_V1 SYSTEM V2.00.411
Humidity:65.0%
Test Distance:5.000m [K=1.0000]
Remarks:

ISOLUX DIAGRAM

Test:U:220.24V I:0.0233A P:2.4804W PF:0.4836 Freq:50.00Hz Lamp Flux:63.7152x1 lm		
NAME:	TYPE:	WEIGHT:
SPEC.:	DIM.: 65*65*60mm	SERIAL No.:01
MFR.: NORDECOR	SUR.:	Shielding Angle:15°



H(β) Range:-90 - 90DEG
 H(β) Interval: 1.0DEG
 Test Speed: HIGH
 Temperature:25.3DEG
 Operators:
 Test Date:2026-07-02

V(B) Range:-75 - 75DEG
 V(B) Interval: 5.0DEG
 Test System:EVERFINE GO-2000A_V1 SYSTEM V2.00.411
 Humidity:65.0%
 Test Distance:5.000m [K=1.0000]
 Remarks:

LED Avg.L Report

Test:U:220.24V I:0.0233A P:2.4804W PF:0.4836 Freq:50.00Hz Lamp Flux:63.7152x1 lm		
NAME:	TYPE:	WEIGHT:
SPEC.:	DIM.: 65*65*60mm	SERIAL No.:01
MFR.: NORDECOR	SUR.:	Shielding Angle:15°

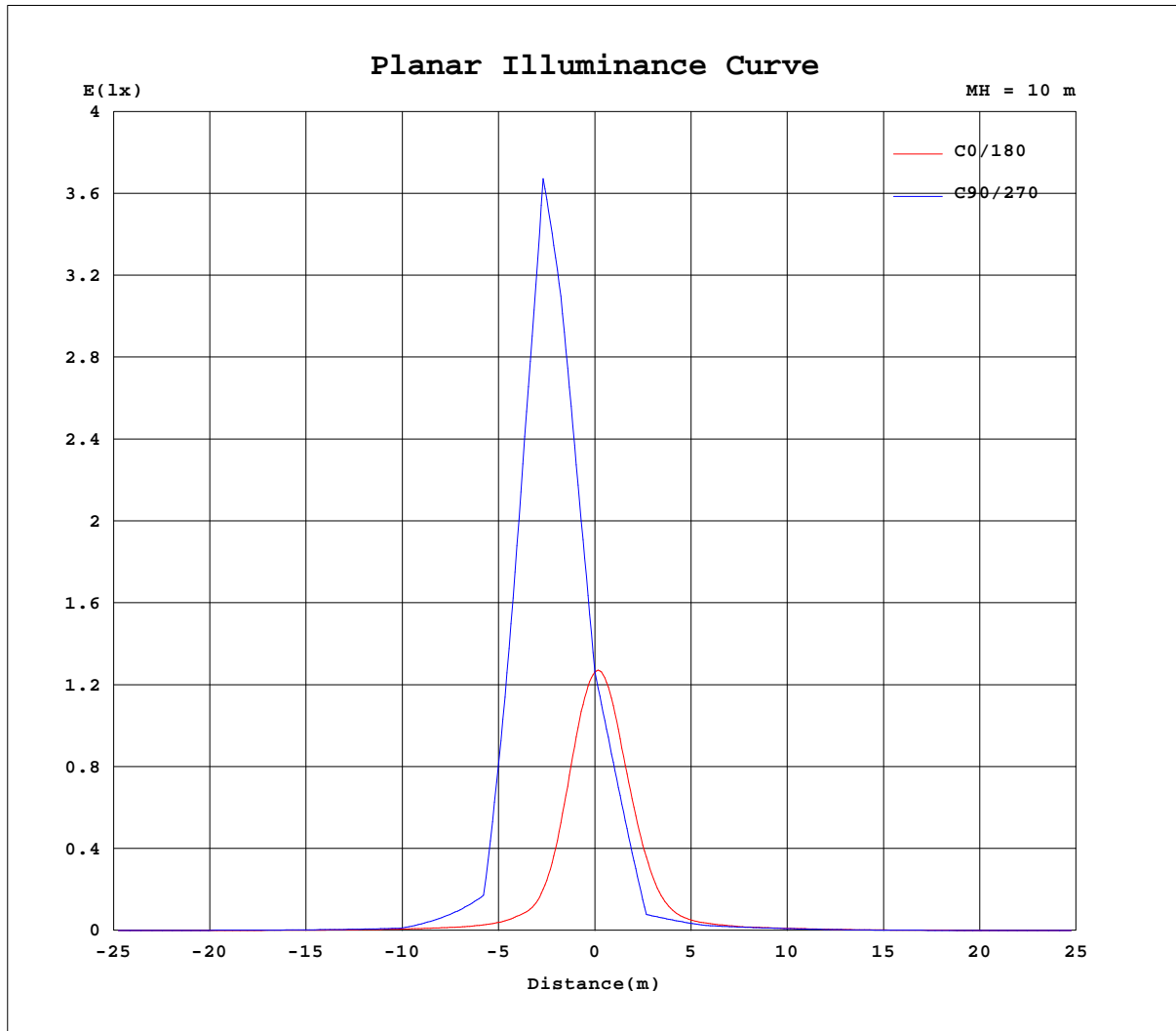
AvgL	cd/m2
L_0~180(65)av	25
L_0~180(75)av	27
L_0~180(85)av	54
L_90~270(65)av	30
L_90~270(75)av	29
L_90~270(85)av	0
L_45(65)av	24
L_45(75)av	27
L_45(85)av	0

Standard: GB/T 29293-2012

H(β) Range:-90 - 90DEG
 H(β) Interval: 1.0DEG
 Test Speed: HIGH
 Temperature:25.3DEG
 Operators:
 Test Date:2026-07-02

V(B) Range:-75 - 75DEG
 V(B) Interval: 5.0DEG
 Test System:EVERFINE GO-2000A_V1 SYSTEM V2.00.411
 Humidity:65.0%
 Test Distance:5.000m [K=1.0000]
 Remarks:

Planar Illuminance Curve



H(β) Range:-90 - 90DEG
 H(β) Interval: 1.0DEG
 Test Speed: HIGH
 Temperature:25.3DEG
 Operators:
 Test Date:2026-07-02

V(B) Range:-75 - 75DEG
 V(B) Interval: 5.0DEG
 Test System:EVERFINE GO-2000A_V1 SYSTEM V2.00.411
 Humidity:65.0%
 Test Distance:5.000m [K=1.0000]
 Remarks:

LUMINOUS DISTRIBUTION INTENSITY DATA

Test:U:220.24V I:0.0233A P:2.4804W PF:0.4836 Freq:50.00Hz Lamp Flux:63.7152x1 lm		
NAME:	TYPE:	WEIGHT:
SPEC.:	DIM.: 65*65*60mm	SERIAL No.:01
MFR.: NORDECOR	SUR.:	Shielding Angle:15°

Table--1

UNIT: cd

C(DEG) g (DEG)	0	5	10	15	20	25	30	35	40	45	50	55	60	65	70	75	80	85	90
0	126	126	126	126	126	126	126	126	126	126	126	126	126	126	126	126	126	126	126
5	100	110	119	129	139	149	159	169	178	187	196	203	210	215	219	221	222	222	220
10	55.1	67.8	81.4	96.2	112	130	149	159	172	187	203	221	241	261	280	298	312	321	324
15	22.3	30.9	40.6	52.0	63.7	68.8	76.1	87.1	101	131	172	218	267	317	362	397	416	419	408
20	10.6	13.0	16.2	19.4	20.3	21.9	27.0	46.1	73.4	110	139	157	176	198	222	246	268	285	291
25	6.43	7.51	8.79	8.93	9.05	10.6	14.5	22.8	27.2	32.7	37.3	51.8	72.6	95.3	121	143	157	161	153
30	4.36	4.89	5.31	5.16	5.71	7.25	8.41	8.33	8.64	11.2	17.1	26.7	32.8	36.4	37.5	36.4	33.0	27.2	26.5
35	3.22	3.51	3.56	3.45	4.02	4.41	4.22	4.76	5.75	6.54	7.18	7.49	8.51	9.86	11.8	15.4	17.9	18.6	18.5
40	2.77	2.89	2.84	2.92	3.07	2.86	3.01	3.30	3.33	3.44	4.16	5.38	6.13	6.63	7.24	8.31	9.97	10.6	11.1
45	2.23	2.51	2.38	2.64	2.44	2.39	2.35	2.21	2.39	2.70	2.81	2.95	3.28	3.62	3.76	3.79	3.77	3.52	3.48
50	1.87	2.00	1.97	2.04	1.96	1.97	1.87	1.89	1.84	1.80	1.90	1.98	2.08	2.26	2.44	2.60	2.74	2.84	2.91
55	1.48	1.57	1.64	1.52	1.61	1.51	1.55	1.47	1.46	1.46	1.49	1.54	1.65	1.81	2.01	2.18	2.31	2.38	2.44
60	1.18	1.21	1.28	1.28	1.20	1.24	1.17	1.19	1.18	1.18	1.24	1.33	1.40	1.48	1.57	1.66	1.77	1.85	1.91
65	0.93	0.95	0.95	0.96	0.98	0.94	0.94	0.93	0.98	0.99	1.00	1.04	1.12	1.20	1.30	1.40	1.49	1.56	1.58
70	0.75	0.79	0.80	0.79	0.75	0.74	0.77	0.77	0.76	0.82	0.87	0.91	0.95	1.00	1.04	1.11	1.16	1.21	1.25
75	0.63	0.65	0.64	0.63	0.61	0.61	0.62	0.66	0.67	0.70	0.72	0.75	0.78	0.81	0.84	0.87	0.89	0.91	0.92
80	0.56	0.57	0.55	0.54	0.53	0.55	0.55	0.57	0.59	0.49	0.38	0.29	0.22	0.15	0.10	0.06	0.03	0.01	0.00
85	0.43	0.50	0.48	0.49	0.43	0.18	0.00	0.00	0.00	0.00	0.00	0.00	0.00	0.00	0.00	0.00	0.00	0.00	0.00
90	0.39	0.00	0.00	0.00	0.00	0.00	0.00	0.00	0.00	0.00	0.00	0.00	0.00	0.00	0.00	0.00	0.00	0.00	0.00

H_(b) Range:-90 - 90DEG
H_(b) Interval: 1.0DEG
Test Speed: HIGH
Temperature:25.3DEG
Operators:
Test Date:2026-07-02

V(B) Range:-75 - 75DEG
V(B) Interval: 5.0DEG
Test System:EVERFINE GO-2000A_V1 SYSTEM V2.00.411
Humidity:65.0%
Test Distance:5.000m [K=1.0000]
Remarks:

LUMINOUS DISTRIBUTION INTENSITY DATA

Test:U:220.24V I:0.0233A P:2.4804W PF:0.4836 Freq:50.00Hz Lamp Flux:63.7152x1 lm		
NAME:	TYPE:	WEIGHT:
SPEC.:	DIM.: 65*65*60mm	SERIAL No.:01
MFR.: NORDECOR	SUR.:	Shielding Angle:15°

Table--2

UNIT: cd

C(DEG) g (DEG)	95	100	105	110	115	120	125	130	135	140	145	150	155	160	165	170	175	180	185
0	126	126	126	126	126	126	126	126	126	126	126	126	126	126	126	126	126	126	126
5	217	213	207	202	195	188	181	174	167	160	153	147	141	135	129	124	119	115	111
10	321	313	300	283	264	243	221	198	175	152	131	111	101	93.7	87.5	82.6	78.8	75.8	70.3
15	384	355	324	290	256	224	195	171	150	130	103	80.2	61.7	46.3	41.6	40.0	39.5	39.8	35.3
20	284	268	245	219	187	152	120	90.5	69.3	57.3	48.7	42.7	32.3	23.6	17.2	16.0	16.4	17.2	15.0
25	141	130	119	106	93.0	79.1	65.7	51.2	34.8	23.9	17.1	15.2	13.9	11.8	9.10	7.57	7.97	8.52	7.66
30	27.8	30.8	33.7	33.4	29.3	23.6	18.2	16.2	14.4	12.6	9.30	7.28	6.70	6.57	6.08	5.39	5.40	5.67	5.21
35	17.4	16.6	15.5	13.7	12.0	10.4	9.04	7.54	6.21	5.67	5.64	5.42	4.83	4.61	4.67	4.27	4.13	4.43	3.90
40	10.9	10.6	10.0	8.63	7.18	5.90	5.11	4.89	4.70	4.32	3.87	3.88	3.95	3.73	3.71	3.61	3.46	3.53	3.19
45	3.81	4.23	4.59	4.62	4.46	4.16	3.80	3.48	3.23	3.23	3.29	3.17	3.19	3.31	3.26	3.29	3.04	3.20	2.81
50	3.04	3.15	3.10	2.91	2.71	2.55	2.53	2.62	2.65	2.51	2.56	2.71	2.55	2.61	2.56	2.63	2.38	2.61	2.20
55	2.51	2.52	2.46	2.34	2.23	2.15	2.09	2.00	1.80	1.93	2.01	1.91	2.03	1.94	2.09	1.91	1.89	1.96	1.77
60	1.93	1.94	1.91	1.84	1.76	1.67	1.62	1.59	1.53	1.49	1.41	1.52	1.48	1.58	1.47	1.48	1.50	1.53	1.41
65	1.58	1.57	1.53	1.47	1.41	1.34	1.29	1.23	1.18	1.15	1.17	1.11	1.15	1.13	1.20	1.20	1.18	1.17	1.13
70	1.26	1.25	1.24	1.19	1.14	1.08	1.03	0.98	0.95	0.92	0.89	0.88	0.90	0.89	0.88	0.88	0.89	0.94	0.86
75	0.92	0.92	0.91	0.90	0.88	0.86	0.84	0.82	0.79	0.75	0.72	0.71	0.70	0.71	0.71	0.73	0.74	0.76	0.71
80	0.01	0.03	0.06	0.11	0.16	0.23	0.31	0.40	0.51	0.62	0.62	0.62	0.60	0.59	0.59	0.60	0.61	0.61	0.58
85	0.00	0.00	0.00	0.00	0.00	0.00	0.00	0.00	0.00	0.00	0.00	0.00	0.18	0.46	0.52	0.51	0.48	0.52	0.49
90	0.00	0.00	0.00	0.00	0.00	0.00	0.00	0.00	0.00	0.00	0.00	0.00	0.00	0.00	0.00	0.00	0.00	0.40	0.00

H(β) Range:-90 - 90DEG
H(β) Interval: 1.0DEG
Test Speed: HIGH
Temperature:25.3DEG
Operators:
Test Date:2026-07-02

V(B) Range:-75 - 75DEG
V(B) Interval: 5.0DEG
Test System:EVERFINE GO-2000A_V1 SYSTEM V2.00.411
Humidity:65.0%
Test Distance:5.000m [K=1.0000]
Remarks:

LUMINOUS DISTRIBUTION INTENSITY DATA

Test:U:220.24V I:0.0233A P:2.4804W PF:0.4836 Freq:50.00Hz Lamp Flux:63.7152x1 lm		
NAME:	TYPE:	WEIGHT:
SPEC.:	DIM.: 65*65*60mm	SERIAL No.:01
MFR.: NORDECOR	SUR.:	Shielding Angle:15°

Table--3

UNIT: cd

C(DEG) g (DEG)	190	195	200	205	210	215	220	225	230	235	240	245	250	255	260	265	270	275	280
0	126	126	126	126	126	126	126	126	126	126	126	126	126	126	126	126	126	126	126
5	107	104	101	98.2	95.7	93.5	91.7	90.1	88.9	87.9	87.0	86.5	86.2	86.2	86.4	86.7	87.3	87.7	88.3
10	65.3	60.8	56.7	53.0	49.8	49.8	49.9	50.3	50.4	50.7	50.9	50.6	50.2	49.7	49.2	48.6	48.0	47.5	47.3
15	31.2	27.5	24.7	25.3	25.9	26.6	27.3	26.1	24.2	22.0	19.7	17.2	14.6	12.2	10.3	9.12	8.76	9.22	10.3
20	13.1	11.6	12.2	13.0	13.6	12.7	11.2	8.88	7.48	7.42	7.36	7.32	7.29	7.24	7.18	7.17	7.18	7.16	7.19
25	6.89	7.14	7.70	7.82	7.43	6.68	6.60	6.48	6.38	6.25	6.09	5.95	5.82	5.70	5.62	5.53	5.52	5.57	5.63
30	5.00	5.38	5.53	5.41	5.39	5.54	5.61	5.40	5.18	4.98	4.82	4.66	4.47	4.27	4.07	3.94	3.91	3.95	4.03
35	3.81	3.98	3.73	3.79	4.27	4.27	4.18	4.21	4.16	4.02	3.90	3.84	3.82	3.77	3.70	3.62	3.57	3.56	3.57
40	3.08	2.93	2.76	2.92	2.80	2.71	3.07	3.39	3.32	3.22	3.21	3.32	3.41	3.40	3.34	3.26	3.21	3.18	3.17
45	2.72	2.43	2.36	2.22	2.12	2.14	2.16	2.19	2.46	2.56	2.54	2.63	2.83	2.97	3.00	2.96	2.89	2.84	2.80
50	2.24	2.02	1.94	1.82	1.78	1.72	1.73	1.80	1.82	1.76	1.79	1.96	2.27	2.43	2.41	2.34	2.28	2.25	2.24
55	1.66	1.69	1.53	1.52	1.46	1.49	1.47	1.42	1.42	1.46	1.51	1.57	1.70	1.79	1.79	1.76	1.73	1.71	1.70
60	1.32	1.25	1.26	1.21	1.25	1.20	1.22	1.21	1.18	1.16	1.17	1.19	1.20	1.21	1.19	1.16	1.15	1.14	1.15
65	1.09	1.03	0.99	1.01	0.99	1.01	0.98	0.97	0.95	0.95	0.95	0.96	0.96	0.96	0.96	0.96	0.96	0.96	0.95
70	0.82	0.79	0.81	0.83	0.81	0.79	0.79	0.79	0.78	0.78	0.78	0.78	0.78	0.78	0.78	0.77	0.77	0.76	0.76
75	0.68	0.67	0.68	0.67	0.67	0.66	0.66	0.66	0.66	0.65	0.63	0.62	0.60	0.60	0.59	0.57	0.58	0.59	0.59
80	0.58	0.59	0.59	0.58	0.57	0.57	0.54	0.45	0.33	0.24	0.17	0.12	0.07	0.04	0.02	0.00	0.00	0.00	0.02
85	0.52	0.52	0.44	0.18	0.00	0.00	0.00	0.00	0.00	0.00	0.00	0.00	0.00	0.00	0.00	0.00	0.00	0.00	0.00
90	0.00	0.00	0.00	0.00	0.00	0.00	0.00	0.00	0.00	0.00	0.00	0.00	0.00	0.00	0.00	0.00	0.00	0.00	0.00

H(B) Range:-90 - 90DEG
H(B) Interval: 1.0DEG
Test Speed: HIGH
Temperature:25.3DEG
Operators:
Test Date:2026-07-02

V(B) Range:-75 - 75DEG
V(B) Interval: 5.0DEG
Test System:EVERFINE GO-2000A_V1 SYSTEM V2.00.411
Humidity:65.0%
Test Distance:5.000m [K=1.0000]
Remarks:

LUMINOUS DISTRIBUTION INTENSITY DATA

Test:U:220.24V I:0.0233A P:2.4804W PF:0.4836 Freq:50.00Hz Lamp Flux:63.7152x1 lm		
NAME:	TYPE:	WEIGHT:
SPEC.:	DIM.: 65*65*60mm	SERIAL No.:01
MFR.: NORDECOR	SUR.:	Shielding Angle:15°

Table--4

UNIT: cd

C(DEG) g (DEG)	285	290	295	300	305	310	315	320	325	330	335	340	345	350	355				
0	126	126	126	126	126	126	126	126	126	126	126	126	126	126	126				
5	88.8	89.4	90.0	90.4	90.9	91.3	91.8	92.4	92.9	93.4	94.1	94.9	95.9	97.2	98.6				
10	47.4	47.9	48.7	49.7	50.9	52.4	54.1	55.7	57.6	59.8	58.6	57.0	55.8	55.0	54.8				
15	12.0	13.9	15.8	17.5	18.8	19.7	20.1	20.7	22.8	24.5	26.2	27.6	26.1	24.3	23.1				
20	7.21	7.27	7.36	7.48	7.63	7.82	8.58	9.36	9.55	9.38	10.2	11.1	11.8	11.3	10.8				
25	5.70	5.78	5.89	6.01	6.11	6.17	6.28	6.42	6.54	6.45	6.19	6.25	6.82	7.21	6.75				
30	4.16	4.32	4.49	4.68	4.87	4.86	4.74	4.48	4.51	4.64	4.57	4.31	4.36	4.69	4.58				
35	3.59	3.60	3.56	3.49	3.43	3.58	3.62	3.51	3.32	3.23	3.43	3.35	3.10	3.32	3.38				
40	3.17	3.15	3.12	3.10	3.05	2.78	2.45	2.49	2.59	2.53	2.50	2.65	2.61	2.64	2.79				
45	2.78	2.73	2.67	2.59	2.39	2.13	2.06	1.99	2.00	2.08	2.09	2.07	2.21	2.09	2.36				
50	2.23	2.22	2.23	2.23	2.01	1.63	1.59	1.66	1.69	1.65	1.70	1.70	1.77	1.79	1.91				
55	1.71	1.70	1.70	1.60	1.34	1.33	1.33	1.34	1.34	1.39	1.34	1.41	1.37	1.50	1.50				
60	1.16	1.18	1.22	1.23	1.12	1.10	1.08	1.10	1.12	1.08	1.12	1.07	1.14	1.17	1.16				
65	0.93	0.92	0.90	0.89	0.87	0.88	0.90	0.91	0.89	0.91	0.88	0.90	0.86	0.88	0.91				
70	0.75	0.75	0.75	0.75	0.75	0.74	0.73	0.71	0.73	0.74	0.72	0.72	0.73	0.74	0.77				
75	0.58	0.60	0.60	0.60	0.61	0.62	0.62	0.62	0.63	0.61	0.61	0.60	0.60	0.59	0.61				
80	0.04	0.07	0.11	0.17	0.24	0.32	0.43	0.53	0.54	0.54	0.55	0.55	0.54	0.53	0.53				
85	0.00	0.00	0.00	0.00	0.00	0.00	0.00	0.00	0.00	0.00	0.17	0.43	0.50	0.49	0.48				
90	0.00	0.00	0.00	0.00	0.00	0.00	0.00	0.00	0.00	0.00	0.00	0.00	0.00	0.00	0.00				

H(B) Range:-90 - 90DEG
H(B) Interval: 1.0DEG
Test Speed: HIGH
Temperature:25.3DEG
Operators:
Test Date:2026-07-02

V(B) Range:-75 - 75DEG
V(B) Interval: 5.0DEG
Test System:EVERFINE GO-2000A_V1 SYSTEM V2.00.411
Humidity:65.0%
Test Distance:5.000m [K=1.0000]
Remarks: