

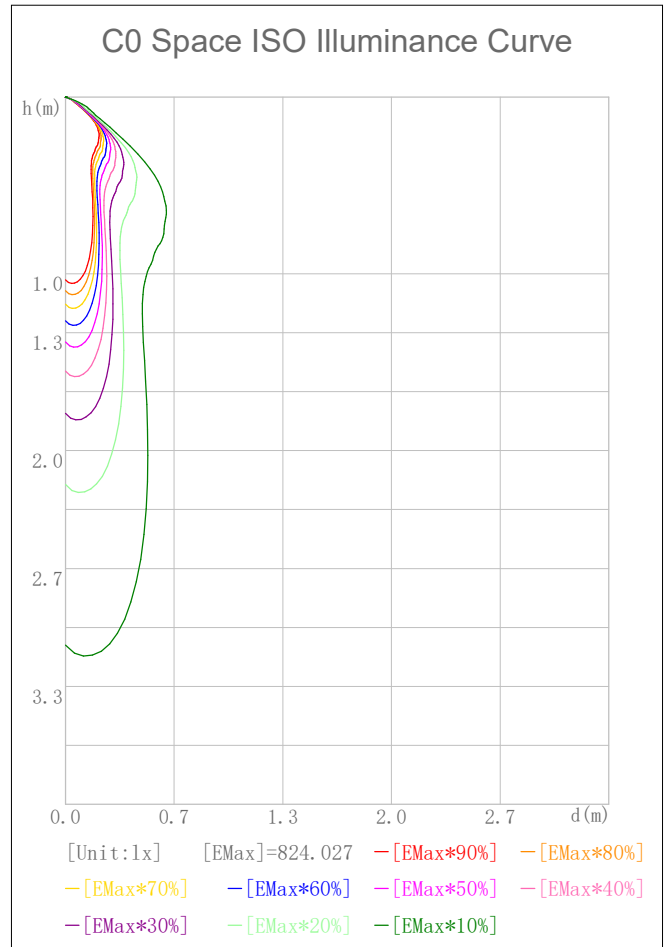
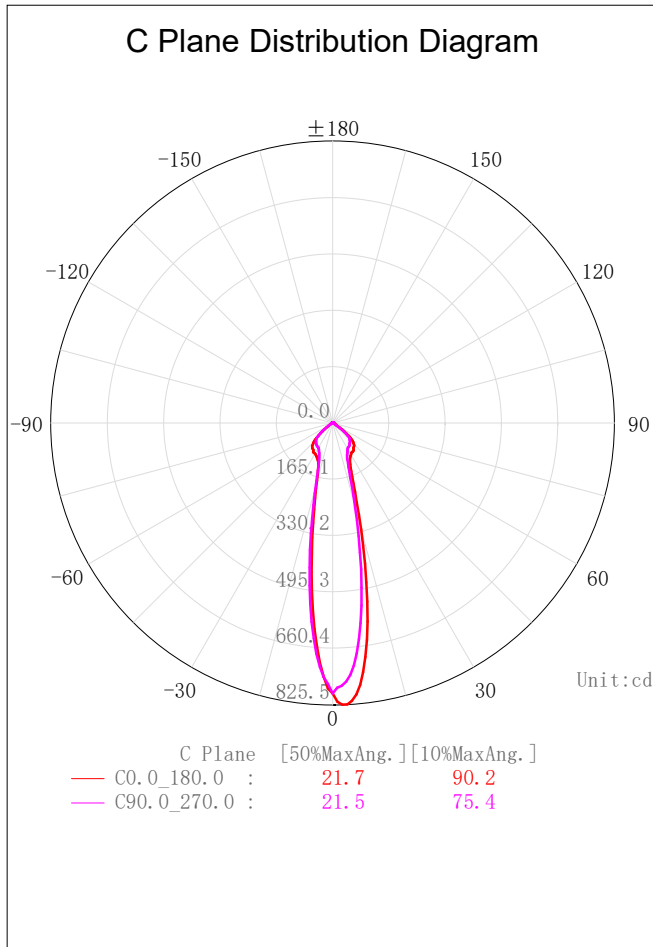
Indoor Luminaire Photometric Data

Description Information

Luminary Name: LED Lamp		Lum. Catalog:	Test ID: t001
Lamp Name: 1165		Lamp Catalog: LED	Test Date: 2024/01/17
Manufacture: NORDECOR		Shld. Ang(°):	Test Machine:GON-2000
Test Lab: volnic		Frequency(Hz):	Lamp CCT(K): Ra:
Lum. Size (W*L*H):0.000m*0.000m*0.000m		Lum. Area(m2):0.000	Lum. W(kg): 0.000
Test System: C, γ	Test Step: C=90.0 γ =1.0	Temp. (°C): 25	Humidity(%): 60.0

Character Parameter

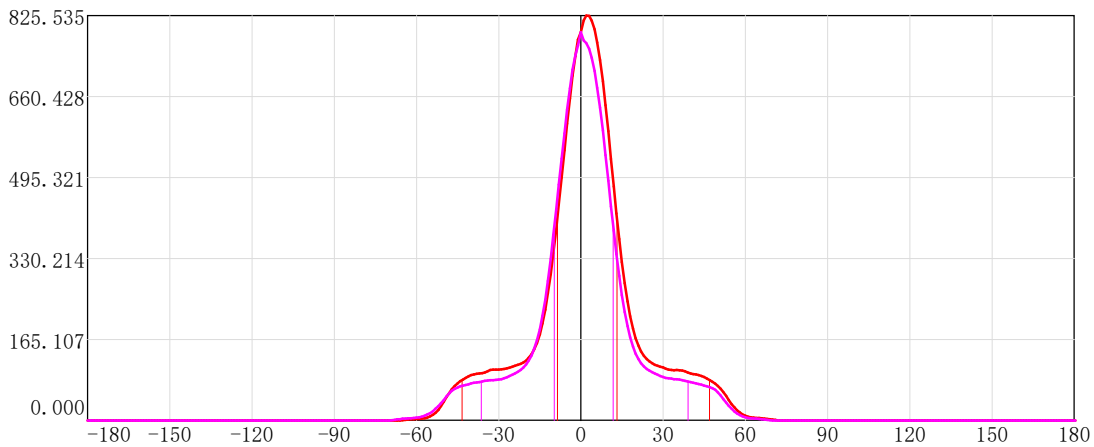
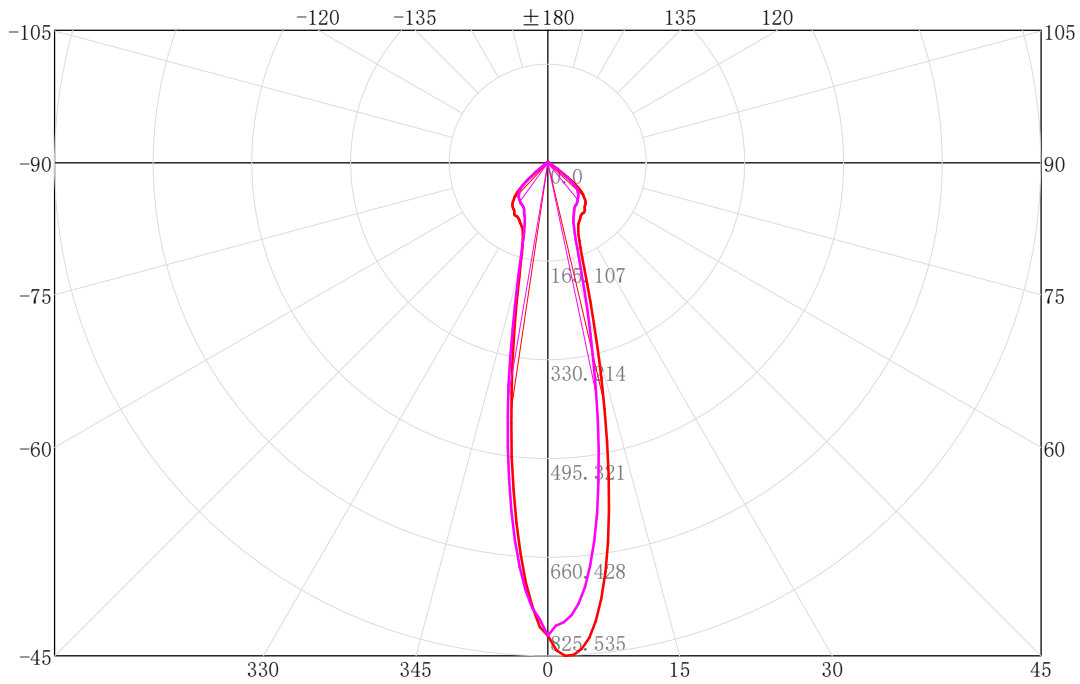
Lamp Speciality Parameter		Luminaire Speciality Parameter	
Rated Flux(lm): 300.000	Luminary Flux(lm): 312.787	Field Angle(10%Imax): 90.2(°)	
Rated Power(W):	Luminary Efficiency: 104.26%	Down Lumens&Percent: 312.787lm 100.00%	
Rated Voltage(V):	Luminary EER(lm/W): 63.912	Up Lumens&Percent: 0.000lm 0.00%	
Tested Power(W): 4.894	Max. Candela(cd): 825.535	S/MH: C0_a180=0.380 C90_270=0.365	
Lamps' Inside: 1	Max Cand@Ang. (°): C=0.0 γ =2.0	CIE Type: Semi-Direct	
Tested Electrics(V, A, pf):219.9, 0.029, 0.749		Beam Angle(50%Imax): 21.7(°)	ErP Φ use(90°): 259.477lm
Lamp Size(W*L*H):0.000m*0.000m*0.000m		Left=-8.5°, Right=13.2°	IRF(%): 565.924



2D Plane Light Intensity Distribution Curve

Lum. Name: LED Lamp	Lum. Catalog:	Test ID: t001
Lamp Name: 1165	Lamp Catalog: LED	Test Lab: volnic
Manufacture: NORDECOR	Test Machine:GON-2000	Test Date: 2024/01/17

C Plane Distribution Diagram




	C Plane	[50%MaxAng.]	[10%MaxAng.]	Unit:cd
—	C0.0_180.0 :	21.7	90.2	
—	C90.0_270.0 :	21.5	75.4	

3D Light Intensity Distribution Modal

Lum. Name: LED Lamp	Lum. Catalog:	Test ID: t001
Lamp Name: 1165	Lamp Catalog: LED	Test Lab: volnic
Manufacture: NORDECOR	Test Machine:GON-2000	Test Date: 2024/01/17

3D Light Intensity Distribution Modal



Curves: 3D Model —— Fixture —— Vert. HUD —— Hori. HUD ——
View Angles: Orient:0 Tilt:0 Roll:0 Spin:0

IES Indoor Report
Photometric Filename:1150.IES

Zonal Flux Tabulation

Zone (γ)	Zone Flux (lm)	Sums Flux (lm)	Zone%Lamp	Sums%Lamp	Zone (γ)	Zone Flux (lm)	Sums Flux (lm)	Zone%Lamp	Sums%Lamp
0.0-1.0	0.75	0.75	0.25	0.25	47.0-48.0	5.37	279.25	1.79	93.08
1.0-2.0	2.23	2.98	0.74	0.99	48.0-49.0	5.04	284.29	1.68	94.76
2.0-3.0	3.64	6.62	1.21	2.21	49.0-50.0	4.61	288.90	1.54	96.30
3.0-4.0	4.93	11.55	1.64	3.85	50.0-51.0	4.11	293.01	1.37	97.67
4.0-5.0	6.06	17.61	2.02	5.87	51.0-52.0	3.57	296.59	1.19	98.86
5.0-6.0	7.01	24.62	2.34	8.21	52.0-53.0	3.04	299.63	1.01	99.88
6.0-7.0	7.74	32.36	2.58	10.79	53.0-54.0	2.52	302.15	0.84	100.72
7.0-8.0	8.24	40.60	2.75	13.53	54.0-55.0	2.05	304.20	0.68	101.40
8.0-9.0	8.52	49.12	2.84	16.37	55.0-56.0	1.63	305.83	0.54	101.94
9.0-10.0	8.60	57.72	2.87	19.24	56.0-57.0	1.29	307.12	0.43	102.37
10.0-11.0	8.48	66.20	2.83	22.07	57.0-58.0	1.02	308.14	0.34	102.71
11.0-12.0	8.22	74.42	2.74	24.81	58.0-59.0	0.82	308.96	0.27	102.99
12.0-13.0	7.84	82.26	2.61	27.42	59.0-60.0	0.66	309.62	0.22	103.21
13.0-14.0	7.39	89.65	2.46	29.88	60.0-61.0	0.55	310.17	0.18	103.39
14.0-15.0	6.92	96.56	2.31	32.19	61.0-62.0	0.48	310.64	0.16	103.55
15.0-16.0	6.46	103.02	2.15	34.34	62.0-63.0	0.43	311.07	0.14	103.69
16.0-17.0	6.04	109.06	2.01	36.35	63.0-64.0	0.38	311.45	0.13	103.82
17.0-18.0	5.68	114.73	1.89	38.24	64.0-65.0	0.33	311.79	0.11	103.93
18.0-19.0	5.39	120.12	1.80	40.04	65.0-66.0	0.29	312.07	0.10	104.02
19.0-20.0	5.17	125.29	1.72	41.76	66.0-67.0	0.24	312.31	0.08	104.10
20.0-21.0	5.01	130.30	1.67	43.43	67.0-68.0	0.19	312.51	0.06	104.17
21.0-22.0	4.93	135.23	1.64	45.08	68.0-69.0	0.14	312.65	0.05	104.22
22.0-23.0	4.89	140.12	1.63	46.71	69.0-70.0	0.08	312.73	0.03	104.24
23.0-24.0	4.88	145.00	1.63	48.33	70.0-71.0	0.04	312.77	0.01	104.26
24.0-25.0	4.91	149.91	1.64	49.97	71.0-72.0	0.01	312.79	0.00	104.26
25.0-26.0	4.95	154.86	1.65	51.62	72.0-73.0	0.00	312.79	0.00	104.26
26.0-27.0	5.00	159.86	1.67	53.29	73.0-74.0	0.00	312.79	0.00	104.26
27.0-28.0	5.06	164.92	1.69	54.97	74.0-75.0	0.00	312.79	0.00	104.26
28.0-29.0	5.13	170.06	1.71	56.69	75.0-76.0	0.00	312.79	0.00	104.26
29.0-30.0	5.22	175.27	1.74	58.42	76.0-77.0	0.00	312.79	0.00	104.26
30.0-31.0	5.31	180.58	1.77	60.19	77.0-78.0	0.00	312.79	0.00	104.26
31.0-32.0	5.41	185.99	1.80	62.00	78.0-79.0	0.00	312.79	0.00	104.26
32.0-33.0	5.52	191.51	1.84	63.84	79.0-80.0	0.00	312.79	0.00	104.26
33.0-34.0	5.62	197.13	1.87	65.71	80.0-81.0	0.00	312.79	0.00	104.26
34.0-35.0	5.71	202.83	1.90	67.61	81.0-82.0	0.00	312.79	0.00	104.26
35.0-36.0	5.79	208.63	1.93	69.54	82.0-83.0	0.00	312.79	0.00	104.26
36.0-37.0	5.87	214.50	1.96	71.50	83.0-84.0	0.00	312.79	0.00	104.26
37.0-38.0	5.94	220.44	1.98	73.48	84.0-85.0	0.00	312.79	0.00	104.26
38.0-39.0	5.99	226.43	2.00	75.48	85.0-86.0	0.00	312.79	0.00	104.26
39.0-40.0	6.02	232.45	2.01	77.48	86.0-87.0	0.00	312.79	0.00	104.26
40.0-41.0	6.04	238.49	2.01	79.50	87.0-88.0	0.00	312.79	0.00	104.26
41.0-42.0	6.04	244.53	2.01	81.51	88.0-89.0	0.00	312.79	0.00	104.26
42.0-43.0	6.03	250.56	2.01	83.52	89.0-90.0	0.00	312.79	0.00	104.26
43.0-44.0	5.99	256.55	2.00	85.52	90.0-91.0	0.00	312.79	0.00	104.26
44.0-45.0	5.92	262.47	1.97	87.49	91.0-92.0	0.00	312.79	0.00	104.26
45.0-46.0	5.80	268.27	1.93	89.42	92.0-93.0	0.00	312.79	0.00	104.26
46.0-47.0	5.62	273.88	1.87	91.29	93.0-94.0	0.00	312.79	0.00	104.26

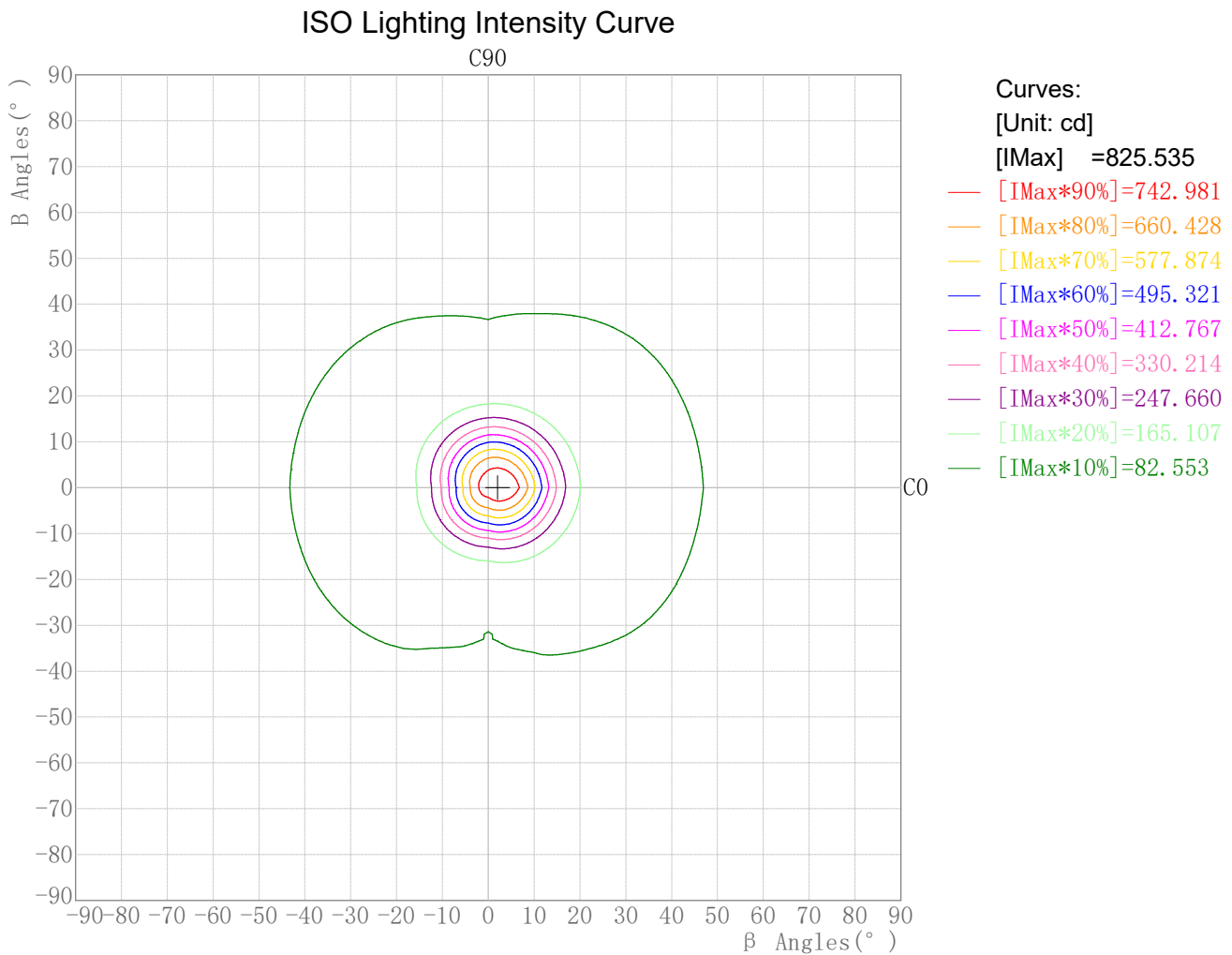
IES Indoor Report
Photometric Filename:1150.IES

Zonal Flux Tabulation - (Cont.)

Zone (γ)	Zone Flux (lm)	Sums Flux (lm)	Zone%Lamp	Sums%Lamp	Zone (γ)	Zone Flux (lm)	Sums Flux (lm)	Zone%Lamp	Sums%Lamp
94.0-95.0	0.00	312.79	0.00	104.26	141.0-142.0	0.00	312.79	0.00	104.26
95.0-96.0	0.00	312.79	0.00	104.26	142.0-143.0	0.00	312.79	0.00	104.26
96.0-97.0	0.00	312.79	0.00	104.26	143.0-144.0	0.00	312.79	0.00	104.26
97.0-98.0	0.00	312.79	0.00	104.26	144.0-145.0	0.00	312.79	0.00	104.26
98.0-99.0	0.00	312.79	0.00	104.26	145.0-146.0	0.00	312.79	0.00	104.26
99.0-100.0	0.00	312.79	0.00	104.26	146.0-147.0	0.00	312.79	0.00	104.26
100.0-101.0	0.00	312.79	0.00	104.26	147.0-148.0	0.00	312.79	0.00	104.26
101.0-102.0	0.00	312.79	0.00	104.26	148.0-149.0	0.00	312.79	0.00	104.26
102.0-103.0	0.00	312.79	0.00	104.26	149.0-150.0	0.00	312.79	0.00	104.26
103.0-104.0	0.00	312.79	0.00	104.26	150.0-151.0	0.00	312.79	0.00	104.26
104.0-105.0	0.00	312.79	0.00	104.26	151.0-152.0	0.00	312.79	0.00	104.26
105.0-106.0	0.00	312.79	0.00	104.26	152.0-153.0	0.00	312.79	0.00	104.26
106.0-107.0	0.00	312.79	0.00	104.26	153.0-154.0	0.00	312.79	0.00	104.26
107.0-108.0	0.00	312.79	0.00	104.26	154.0-155.0	0.00	312.79	0.00	104.26
108.0-109.0	0.00	312.79	0.00	104.26	155.0-156.0	0.00	312.79	0.00	104.26
109.0-110.0	0.00	312.79	0.00	104.26	156.0-157.0	0.00	312.79	0.00	104.26
110.0-111.0	0.00	312.79	0.00	104.26	157.0-158.0	0.00	312.79	0.00	104.26
111.0-112.0	0.00	312.79	0.00	104.26	158.0-159.0	0.00	312.79	0.00	104.26
112.0-113.0	0.00	312.79	0.00	104.26	159.0-160.0	0.00	312.79	0.00	104.26
113.0-114.0	0.00	312.79	0.00	104.26	160.0-161.0	0.00	312.79	0.00	104.26
114.0-115.0	0.00	312.79	0.00	104.26	161.0-162.0	0.00	312.79	0.00	104.26
115.0-116.0	0.00	312.79	0.00	104.26	162.0-163.0	0.00	312.79	0.00	104.26
116.0-117.0	0.00	312.79	0.00	104.26	163.0-164.0	0.00	312.79	0.00	104.26
117.0-118.0	0.00	312.79	0.00	104.26	164.0-165.0	0.00	312.79	0.00	104.26
118.0-119.0	0.00	312.79	0.00	104.26	165.0-166.0	0.00	312.79	0.00	104.26
119.0-120.0	0.00	312.79	0.00	104.26	166.0-167.0	0.00	312.79	0.00	104.26
120.0-121.0	0.00	312.79	0.00	104.26	167.0-168.0	0.00	312.79	0.00	104.26
121.0-122.0	0.00	312.79	0.00	104.26	168.0-169.0	0.00	312.79	0.00	104.26
122.0-123.0	0.00	312.79	0.00	104.26	169.0-170.0	0.00	312.79	0.00	104.26
123.0-124.0	0.00	312.79	0.00	104.26	170.0-171.0	0.00	312.79	0.00	104.26
124.0-125.0	0.00	312.79	0.00	104.26	171.0-172.0	0.00	312.79	0.00	104.26
125.0-126.0	0.00	312.79	0.00	104.26	172.0-173.0	0.00	312.79	0.00	104.26
126.0-127.0	0.00	312.79	0.00	104.26	173.0-174.0	0.00	312.79	0.00	104.26
127.0-128.0	0.00	312.79	0.00	104.26	174.0-175.0	0.00	312.79	0.00	104.26
128.0-129.0	0.00	312.79	0.00	104.26	175.0-176.0	0.00	312.79	0.00	104.26
129.0-130.0	0.00	312.79	0.00	104.26	176.0-177.0	0.00	312.79	0.00	104.26
130.0-131.0	0.00	312.79	0.00	104.26	177.0-178.0	0.00	312.79	0.00	104.26
131.0-132.0	0.00	312.79	0.00	104.26	178.0-179.0	0.00	312.79	0.00	104.26
132.0-133.0	0.00	312.79	0.00	104.26	179.0-180.0	0.00	312.79	0.00	104.26
133.0-134.0	0.00	312.79	0.00	104.26					
134.0-135.0	0.00	312.79	0.00	104.26					
135.0-136.0	0.00	312.79	0.00	104.26					
136.0-137.0	0.00	312.79	0.00	104.26					
137.0-138.0	0.00	312.79	0.00	104.26					
138.0-139.0	0.00	312.79	0.00	104.26					
139.0-140.0	0.00	312.79	0.00	104.26					
140.0-141.0	0.00	312.79	0.00	104.26					

Rectangle ISO Lighting Intensity Diagram

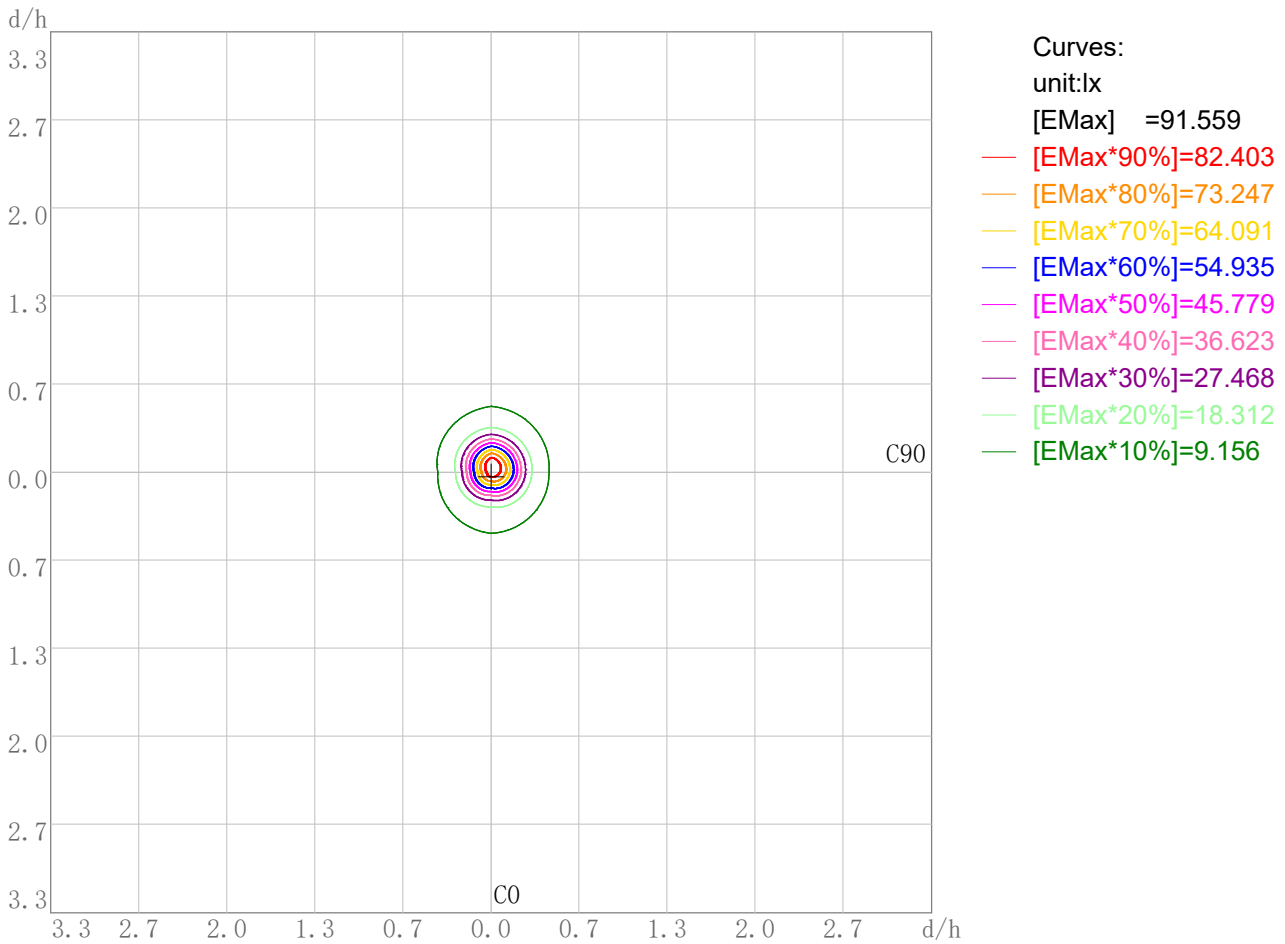
Lum. Name: LED Lamp	Lum. Catalog:	Test ID: t001
Lamp Name: 1165	Lamp Catalog: LED	Test Lab: volnic
Manufacture: NORDECOR	Test Machine:GON-2000	Test Date: 2024/01/17



Plane ISO-Illuminance Diagram

Lum. Name: LED Lamp	Lum. Catalog:	Test ID: t001
Lamp Name: 1165	Lamp Catalog: LED	Test Lab: volnic
Manufacture: NORDECOR	Test Machine:GON-2000	Test Date: 2024/01/17

Plane ISO-Illuminance Curve




Working Plane Luminaire Mounting Height(m): 3.00
Working Plane Maximum Illuminance(lx): 91.56
Working Plane Maximum Illuminance Position(d/h):H0.0 V0.0

3D Plane ISO Illuminance Diagram

Lum. Name: LED Lamp	Lum. Catalog:	Test ID: t001
Lamp Name: 1165	Lamp Catalog: LED	Test Lab: volnic
Manufacture: NORDECOR	Test Machine:GON-2000	Test Date: 2024/01/17

3D Plane Illuminance Modal

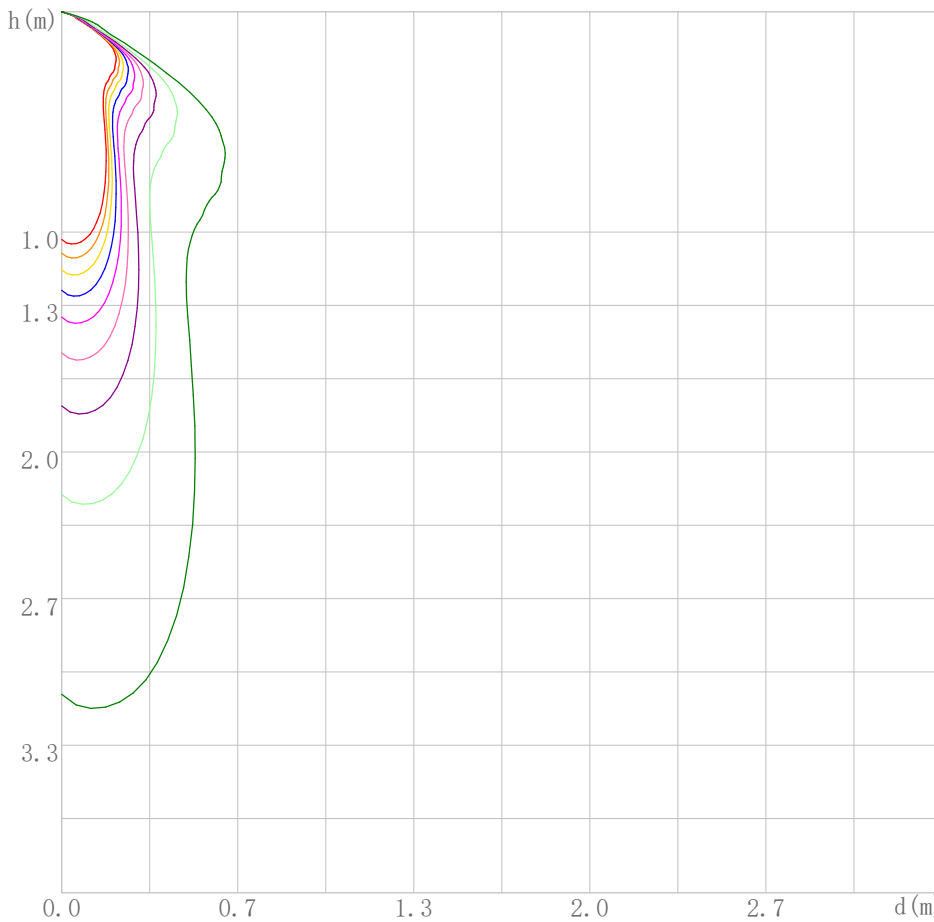


Curves: 3D Model — 90% — 80% — 70% — 60% — 50% — 40% — 30% — 20% — 10% —
View Angles(deg): 0 Height(m): 3.0 Distance(m): 10.0

Space ISO Illuminance Diagram

Lum. Name: LED Lamp	Lum. Catalog:	Test ID: t001
Lamp Name: 1165	Lamp Catalog: LED	Test Lab: volnic
Manufacture: NORDECOR	Test Machine:GON-2000	Test Date: 2024/01/17

Space ISO Illuminance Curve



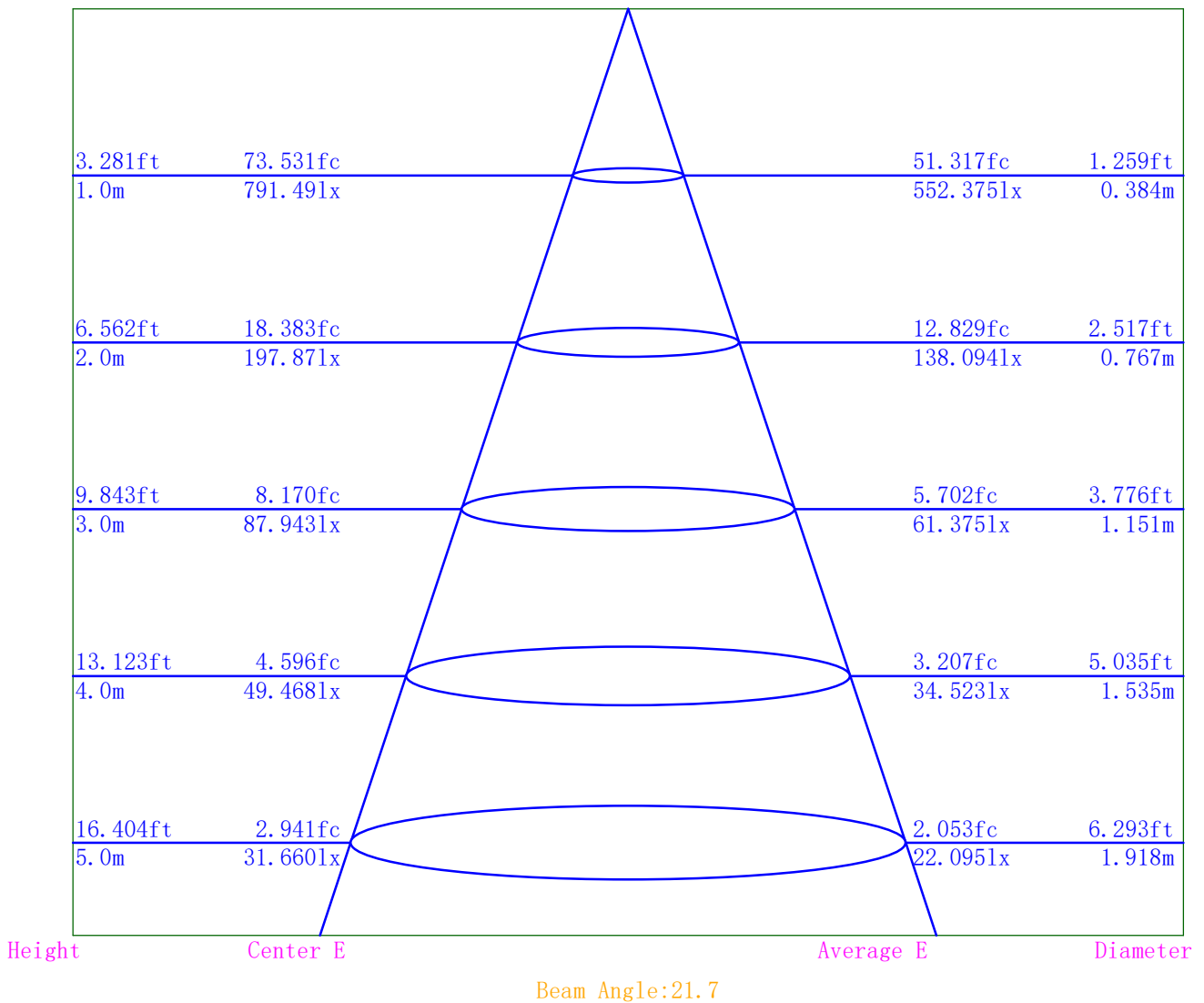
- Curves:
[Unit: lx]
[EMax] =824.027
- [EMax*90%]=741.624
 - [EMax*80%]=659.222
 - [EMax*70%]=576.819
 - [EMax*60%]=494.416
 - [EMax*50%]=412.014
 - [EMax*40%]=329.611
 - [EMax*30%]=247.208
 - [EMax*20%]=164.805
 - [EMax*10%]=82.403

Space Plane Maximum Illuminance and @Angle:824.03lx,2.0deg
Plane Maximum Lighting Intensity and @Angle:825.535cd,0deg

Illuminance-Distance Diagram

Lum. Name: LED Lamp	Lum. Catalog:	Test ID: t001
Lamp Name: 1165	Lamp Catalog: LED	Test Lab: volnic
Manufacture: NORDECOR	Test Machine:GON-2000	Test Date: 2024/01/17

Illuminance-Distance Curve



Indoor Luminance Limiting Curves

Lum. Name: LED Lamp	Lum. Catalog:	Test ID: t001
Lamp Name: 1165	Lamp Catalog: LED	Test Lab: volnic
Manufacture: NORDECOR	Test Machine:GON-2000	Test Date: 2024/01/17

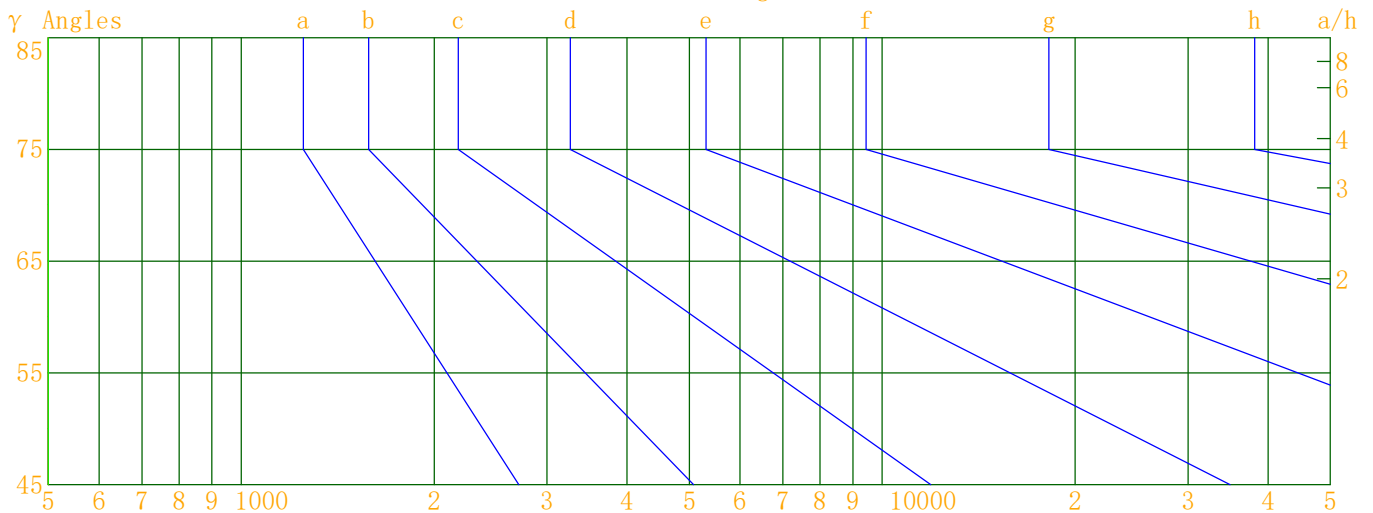
Glare Grade Table

GI	Quality	Using Illuminance							
		a	b	c	d	e	f	g	h
1.15	A	2000	1000	500	<=300				
1.5	B		2000	1000	500	<=300			
1.85	C			2000	1000	500	<=300		
2.2	D				2000	1000	500	<=300	
2.55	E	a				2000	1000	500	<=300
			b	c	d	e	f	g	h

Luminance Table

Gama (deg)	45	50	55	60	65	70	75	80	85
C0	0	0	0	0	0	0	0	0	0
C90	0	0	0	0	0	0	0	0	0

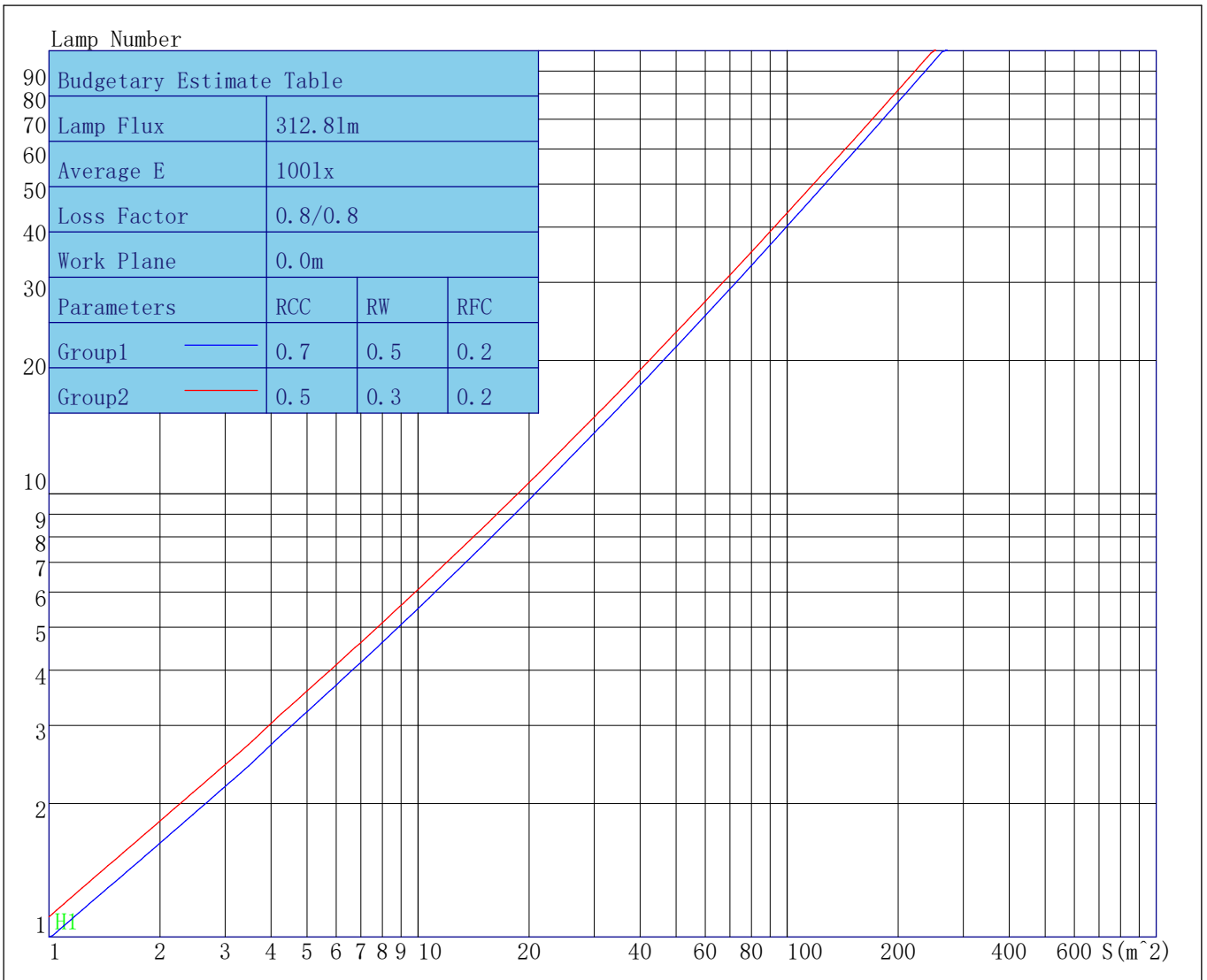
Luminance Limiting Curve



Luminous Size: Length(m)=0.000 Width(m)=0.000 Height(m)=0.000 Area(m^2)=0.000000
 Luminous Type: Without Luminous Side
 Luminous Curves: C0-C180 Color: — C90-C270 Color: —

Indoor Budgetary Estimate Table

Lum. Name: LED Lamp	Lum. Catalog: LED	Test ID: t001
Lamp Name: 1165	Lamp Catalog: LED	Test Lab: volnic
Manufacture: NORDECOR	Test Machine:GON-2000	Test Date: 2024/01/17



Parameters1: Rhocc = 0.7 Rhow = 0.5 Rhofc = 0.2 LLF = 0.8
 Parameters2: Rhocc = 0.5 Rhow = 0.3 Rhofc = 0.2 LLF = 0.8
 Average Illuminance(lx): 100 Cavity Height: H1(m) = 2

Indoor Coefficient of Utilization Table

Lum. Name: LED Lamp	Lum. Catalog:	Test ID: t001
Lamp Name: 1165	Lamp Catalog: LED	Test Lab: volnic
Manufacture: NORDECOR	Test Machine:GON-2000	Test Date: 2024/01/17

Coefficients of Utilization - Zonal Cavity Method																		
Coef.	Effective Floor Cavity Reflectance RFC=0.20																	
RhoCC (%)	80				70				50			30			10			0
RhoW (%)	70	50	30	10	70	50	30	10	50	30	10	50	30	10	50	30	10	0
RCR	Coefficient of Utilization (%)																	
0	124	124	124	124	121	121	121	121	116	116	116	111	111	111	106	106	106	104
1	118	115	112	110	115	113	110	108	108	106	104	104	103	101	101	100	98	97
2	111	106	101	98	109	104	100	96	101	97	94	98	95	92	95	92	90	89
3	105	98	92	88	103	96	91	87	94	89	86	91	87	84	89	86	83	81
4	99	91	84	80	97	89	84	79	87	82	78	85	81	77	83	79	76	75
5	94	84	78	73	92	83	77	73	81	76	72	80	75	71	78	74	71	69
6	89	79	72	67	87	78	72	67	76	71	67	75	70	66	73	69	66	64
7	84	74	67	63	83	73	67	62	72	66	62	71	66	62	69	65	61	60
8	80	70	63	59	79	69	63	58	68	62	58	67	62	58	66	61	58	56
9	76	66	59	55	75	65	59	55	64	59	55	63	58	55	62	58	54	53
10	73	62	56	52	72	62	56	52	61	56	52	60	55	52	59	55	51	50

Unified Glare Rating Table

Lum. Name: LED Lamp	Lum. Catalog:	Test ID: t001
Lamp Name: 1165	Lamp Catalog: LED	Test Lab: volnic
Manufacture: NORDECOR	Test Machine:GON-2000	Test Date: 2024/01/17

Unified Glare Rating Table

Ceiling RCC	0.70	0.70	0.50	0.50	0.30	0.70	0.70	0.50	0.50	0.30
Wall RW	0.50	0.30	0.50	0.30	0.30	0.50	0.30	0.50	0.30	0.30
Floor RFC	0.20	0.20	0.20	0.20	0.20	0.20	0.20	0.20	0.20	0.20
Room Size	Vewed crosswise					Vewed endwise				
X=2H Y=2H	-5.4	-4.1	-5.1	-3.8	-3.5	-5.4	-4.1	-5.1	-3.8	-3.5
Y=3H	-5.6	-4.5	-5.2	-4.1	-3.8	-5.6	-4.5	-5.2	-4.1	-3.8
Y=4H	-5.7	-4.6	-5.3	-4.3	-3.9	-5.7	-4.6	-5.3	-4.3	-3.9
Y=6H	-5.8	-4.8	-5.4	-4.4	-4.0	-5.8	-4.8	-5.4	-4.4	-4.0
Y=8H	-5.8	-4.9	-5.4	-4.5	-4.1	-5.8	-4.9	-5.4	-4.5	-4.1
Y=12H	-5.9	-5.0	-5.4	-4.6	-4.2	-5.9	-5.0	-5.4	-4.6	-4.2
X=4H Y=2H	-5.7	-4.6	-5.3	-4.3	-3.9	-5.7	-4.6	-5.3	-4.3	-3.9
Y=3H	-5.9	-5.0	-5.4	-4.6	-4.2	-5.9	-5.0	-5.4	-4.6	-4.2
Y=4H	-6.0	-5.2	-5.5	-4.7	-4.3	-6.0	-5.2	-5.5	-4.7	-4.3
Y=6H	-6.1	-5.3	-5.6	-4.9	-4.4	-6.1	-5.3	-5.6	-4.9	-4.4
Y=8H	-6.1	-5.5	-5.7	-5.0	-4.5	-6.1	-5.5	-5.7	-5.0	-4.5
Y=12H	-6.2	-5.6	-5.7	-5.1	-4.6	-6.2	-5.6	-5.7	-5.1	-4.6
X=8H Y=4H	-6.1	-5.5	-5.7	-5.0	-4.5	-6.1	-5.5	-5.7	-5.0	-4.5
Y=6H	-6.2	-5.7	-5.7	-5.2	-4.6	-6.2	-5.7	-5.7	-5.2	-4.6
Y=8H	-6.3	-5.8	-5.8	-5.3	-4.8	-6.3	-5.8	-5.8	-5.3	-4.8
Y=12H	-6.4	-5.9	-5.9	-5.4	-4.8	-6.4	-5.9	-5.9	-5.4	-4.8
X=12H Y=4H	-6.2	-5.6	-5.7	-5.1	-4.6	-6.2	-5.6	-5.7	-5.1	-4.6
Y=6H	-6.3	-5.8	-5.8	-5.3	-4.8	-6.3	-5.8	-5.8	-5.3	-4.8
Y=8H	-6.4	-5.9	-5.9	-5.4	-4.8	-6.4	-5.9	-5.9	-5.4	-4.8
Variations with the objverer position at spacings										
S=1.0H	0.0/0.0					0.0/0.0				
S=1.5H	0.0/0.0					0.0/0.0				
S=2.0H	0.0/0.0					0.0/0.0				
Reduced UGR Table:										
Nordic Standard Table:	BKO					BKO				
Correction Value	0.0					0.0				

o the CIE Pub. 117, data has been corrected, refers to the lamp's lumens 8.2flm.

IES Indoor Report

Photometric Filename:1150.IES

Candela Tabulation

V/H	C0.0	C90.0	C180.0	C270.0
γ 0.0	791.49	791.49	791.49	791.49
γ 1.0	816.04	774.75	776.66	764.26
γ 2.0	825.53	769.45	743.57	744.92
γ 3.0	824.61	757.84	702.88	715.45
γ 4.0	815.22	739.52	656.45	677.66
γ 5.0	797.56	712.80	605.15	633.55
γ 6.0	770.89	678.09	550.78	585.23
γ 7.0	734.81	637.47	495.28	533.76
γ 8.0	691.79	591.11	440.57	480.88
γ 9.0	642.97	540.76	388.64	429.23
γ 10.0	589.78	488.99	341.18	378.24
γ 11.0	533.23	436.86	298.21	329.40
γ 12.0	477.14	387.11	259.93	284.68
γ 13.0	422.20	339.32	225.93	246.08
γ 14.0	370.16	294.88	197.51	213.25
γ 15.0	322.98	255.72	175.23	185.85
γ 16.0	280.19	221.41	157.89	163.76
γ 17.0	243.05	192.77	145.00	146.12
γ 18.0	212.99	169.55	135.07	132.61
γ 19.0	187.59	151.04	127.66	122.27
γ 20.0	167.50	136.72	122.32	113.92
γ 21.0	152.40	125.53	118.38	107.68
γ 22.0	140.98	116.82	115.72	103.07
γ 23.0	131.98	110.17	113.72	99.34
γ 24.0	125.34	105.35	111.52	96.24
γ 25.0	120.44	101.67	109.71	93.49
γ 26.0	116.50	98.63	107.93	90.56
γ 27.0	113.46	96.10	106.54	87.86
γ 28.0	111.32	93.20	105.11	85.90
γ 29.0	109.92	90.46	104.30	84.47
γ 30.0	108.27	88.53	103.50	83.59
γ 31.0	105.82	87.12	103.45	82.84
γ 32.0	104.02	86.09	103.69	82.15
γ 33.0	103.17	85.25	102.94	82.13
γ 34.0	102.74	84.40	100.61	81.34
γ 35.0	102.90	84.19	97.96	80.68
γ 36.0	102.68	83.22	96.47	79.46
γ 37.0	101.76	82.16	95.98	78.32
γ 38.0	100.54	80.76	95.08	77.65
γ 39.0	97.83	79.30	93.96	76.92
γ 40.0	96.01	78.19	92.56	75.59
γ 41.0	94.81	77.15	90.19	74.01
γ 42.0	93.68	75.93	87.00	72.61
γ 43.0	92.52	74.36	83.50	71.07
γ 44.0	90.81	72.93	79.96	69.52
γ 45.0	88.44	71.36	75.85	67.40
γ 46.0	85.19	69.65	70.40	64.80

IES Indoor Report

Photometric Filename:1150.IES

Candela Tabulation - (Cont.)

V/H	C0.0	C90.0	C180.0	C270.0
γ 47.0	82.28	67.97	63.89	60.67
γ 48.0	79.21	65.92	56.13	55.21
γ 49.0	75.23	62.62	47.50	48.98
γ 50.0	70.60	57.32	38.19	42.08
γ 51.0	64.79	50.90	29.22	35.44
γ 52.0	57.93	43.88	21.63	29.44
γ 53.0	50.40	36.46	15.67	23.94
γ 54.0	42.04	29.73	11.63	19.12
γ 55.0	33.61	23.84	8.53	15.18
γ 56.0	26.58	18.50	6.07	12.22
γ 57.0	20.83	14.14	4.75	9.77
γ 58.0	16.16	10.86	4.01	7.70
γ 59.0	12.60	8.23	3.50	6.69
γ 60.0	9.66	6.23	3.08	5.95
γ 61.0	7.64	5.25	2.79	5.32
γ 62.0	6.66	4.63	2.51	4.82
γ 63.0	5.89	4.18	2.02	4.40
γ 64.0	5.39	3.71	1.30	4.11
γ 65.0	4.93	3.29	0.69	3.60
γ 66.0	4.61	2.82	0.00	2.93
γ 67.0	4.20	2.22	0.00	2.35
γ 68.0	3.48	1.48	0.00	1.58
γ 69.0	2.77	0.89	0.00	0.73
γ 70.0	1.92	0.12	0.00	0.12
γ 71.0	1.01	0.00	0.00	0.00
γ 72.0	0.14	0.00	0.00	0.00
γ 73.0	0.00	0.00	0.00	0.00
γ 74.0	0.00	0.00	0.00	0.00
γ 75.0	0.00	0.00	0.00	0.00
γ 76.0	0.00	0.00	0.00	0.00
γ 77.0	0.00	0.00	0.00	0.00
γ 78.0	0.00	0.00	0.00	0.00
γ 79.0	0.00	0.00	0.00	0.00
γ 80.0	0.00	0.00	0.00	0.00
γ 81.0	0.00	0.00	0.00	0.00
γ 82.0	0.00	0.00	0.00	0.00
γ 83.0	0.00	0.00	0.00	0.00
γ 84.0	0.00	0.00	0.00	0.00
γ 85.0	0.00	0.00	0.00	0.00
γ 86.0	0.00	0.00	0.00	0.00
γ 87.0	0.00	0.00	0.00	0.00
γ 88.0	0.00	0.00	0.00	0.00
γ 89.0	0.00	0.00	0.00	0.00
γ 90.0	0.00	0.00	0.00	0.00
γ 91.0	0.00	0.00	0.00	0.00
γ 92.0	0.00	0.00	0.00	0.00
γ 93.0	0.00	0.00	0.00	0.00

IES Indoor Report

Photometric Filename:1150.IES

Candela Tabulation - (Cont.)

V/H	C0.0	C90.0	C180.0	C270.0
γ 94.0	0.00	0.00	0.00	0.00
γ 95.0	0.00	0.00	0.00	0.00
γ 96.0	0.00	0.00	0.00	0.00
γ 97.0	0.00	0.00	0.00	0.00
γ 98.0	0.00	0.00	0.00	0.00
γ 99.0	0.00	0.00	0.00	0.00
γ 100.0	0.00	0.00	0.00	0.00
γ 101.0	0.00	0.00	0.00	0.00
γ 102.0	0.00	0.00	0.00	0.00
γ 103.0	0.00	0.00	0.00	0.00
γ 104.0	0.00	0.00	0.00	0.00
γ 105.0	0.00	0.00	0.00	0.00
γ 106.0	0.00	0.00	0.00	0.00
γ 107.0	0.00	0.00	0.00	0.00
γ 108.0	0.00	0.00	0.00	0.00
γ 109.0	0.00	0.00	0.00	0.00
γ 110.0	0.00	0.00	0.00	0.00
γ 111.0	0.00	0.00	0.00	0.00
γ 112.0	0.00	0.00	0.00	0.00
γ 113.0	0.00	0.00	0.00	0.00
γ 114.0	0.00	0.00	0.00	0.00
γ 115.0	0.00	0.00	0.00	0.00
γ 116.0	0.00	0.00	0.00	0.00
γ 117.0	0.00	0.00	0.00	0.00
γ 118.0	0.00	0.00	0.00	0.00
γ 119.0	0.00	0.00	0.00	0.00
γ 120.0	0.00	0.00	0.00	0.00
γ 121.0	0.00	0.00	0.00	0.00
γ 122.0	0.00	0.00	0.00	0.00
γ 123.0	0.00	0.00	0.00	0.00
γ 124.0	0.00	0.00	0.00	0.00
γ 125.0	0.00	0.00	0.00	0.00
γ 126.0	0.00	0.00	0.00	0.00
γ 127.0	0.00	0.00	0.00	0.00
γ 128.0	0.00	0.00	0.00	0.00
γ 129.0	0.00	0.00	0.00	0.00
γ 130.0	0.00	0.00	0.00	0.00
γ 131.0	0.00	0.00	0.00	0.00
γ 132.0	0.00	0.00	0.00	0.00
γ 133.0	0.00	0.00	0.00	0.00
γ 134.0	0.00	0.00	0.00	0.00
γ 135.0	0.00	0.00	0.00	0.00
γ 136.0	0.00	0.00	0.00	0.00
γ 137.0	0.00	0.00	0.00	0.00
γ 138.0	0.00	0.00	0.00	0.00
γ 139.0	0.00	0.00	0.00	0.00
γ 140.0	0.00	0.00	0.00	0.00

IES Indoor Report

Photometric Filename:1150.IES

Candela Tabulation - (Cont.)

V/H	C0.0	C90.0	C180.0	C270.0
γ 141.0	0.00	0.00	0.00	0.00
γ 142.0	0.00	0.00	0.00	0.00
γ 143.0	0.00	0.00	0.00	0.00
γ 144.0	0.00	0.00	0.00	0.00
γ 145.0	0.00	0.00	0.00	0.00
γ 146.0	0.00	0.00	0.00	0.00
γ 147.0	0.00	0.00	0.00	0.00
γ 148.0	0.00	0.00	0.00	0.00
γ 149.0	0.00	0.00	0.00	0.00
γ 150.0	0.00	0.00	0.00	0.00
γ 151.0	0.00	0.00	0.00	0.00
γ 152.0	0.00	0.00	0.00	0.00
γ 153.0	0.00	0.00	0.00	0.00
γ 154.0	0.00	0.00	0.00	0.00
γ 155.0	0.00	0.00	0.00	0.00
γ 156.0	0.00	0.00	0.00	0.00
γ 157.0	0.00	0.00	0.00	0.00
γ 158.0	0.00	0.00	0.00	0.00
γ 159.0	0.00	0.00	0.00	0.00
γ 160.0	0.00	0.00	0.00	0.00
γ 161.0	0.00	0.00	0.00	0.00
γ 162.0	0.00	0.00	0.00	0.00
γ 163.0	0.00	0.00	0.00	0.00
γ 164.0	0.00	0.00	0.00	0.00
γ 165.0	0.00	0.00	0.00	0.00
γ 166.0	0.00	0.00	0.00	0.00
γ 167.0	0.00	0.00	0.00	0.00
γ 168.0	0.00	0.00	0.00	0.00
γ 169.0	0.00	0.00	0.00	0.00
γ 170.0	0.00	0.00	0.00	0.00
γ 171.0	0.00	0.00	0.00	0.00
γ 172.0	0.00	0.00	0.00	0.00
γ 173.0	0.00	0.00	0.00	0.00
γ 174.0	0.00	0.00	0.00	0.00
γ 175.0	0.00	0.00	0.00	0.00
γ 176.0	0.00	0.00	0.00	0.00
γ 177.0	0.00	0.00	0.00	0.00
γ 178.0	0.00	0.00	0.00	0.00
γ 179.0	0.00	0.00	0.00	0.00
γ 180.0	0.00	0.00	0.00	0.00