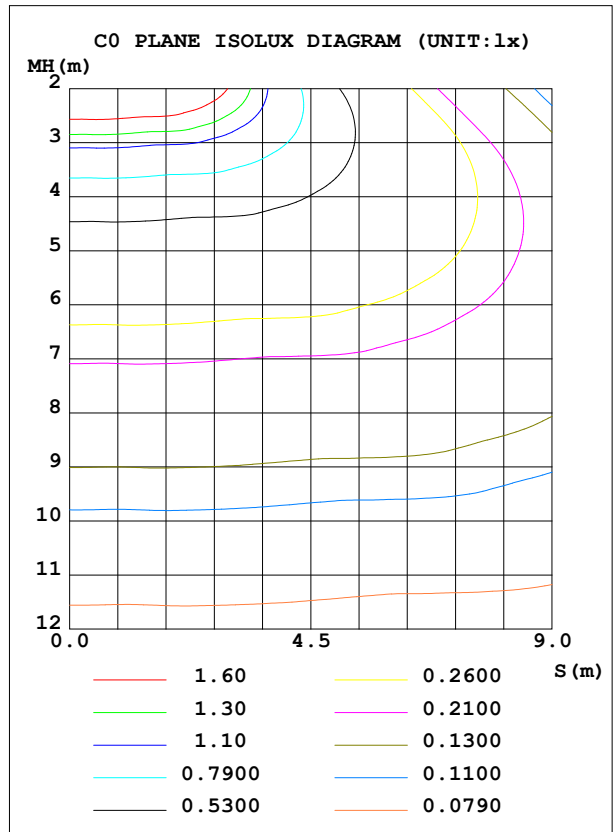
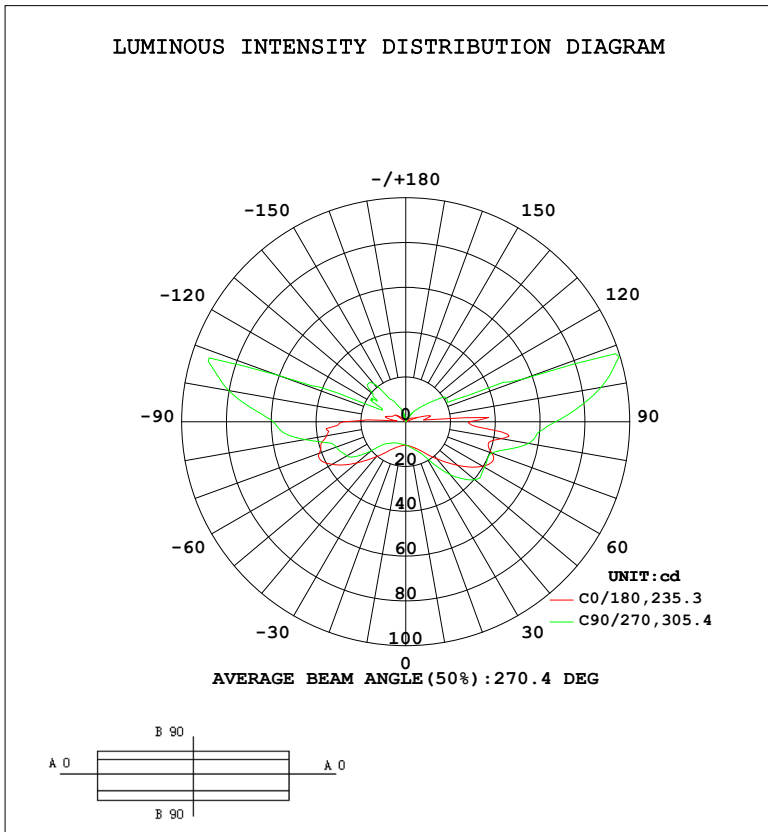


LUMINAIRE PHOTOMETRIC TEST REPORT

Test:U:220.10V I:0.1525A P:12.566W PF:0.5042 Freq:50.00Hz Lamp Flux:447.85x1 lm		
NAME: 6712	TYPE:	WEIGHT:
SPEC.:	DIM.:	SERIAL No.:
MFR.: NORDECOR	SUR.:	Shielding Angle:

DATA OF LAMP		PHOTOMETRIC DATA			
MODEL		Imax (cd)	117.7	S/MH (C0/180)	3.26
NOMINAL POWER (W)	--	LOR (%)	100.0	S/MH (C90/270)	1.95
RATED VOLTAGE (V)	--	TOTAL FLUX (lm)	483.42	η UP, DN (C0-180)	24.6, 22.4
NOMINAL FLUX (lm)	447.85	CIE CLASS	DIFFUSE	η UP, DN (C180-360)	35.4, 17.6
LAMPS INSIDE	1	η up (%)	60.0	CIBSE SHR NOM	2.00
TEST VOLTAGE (V)	--	η down (%)	40.0	CIBSE SHR MAX	2.00



C Range: 0 - 360DEG
 C Interval: 22.5DEG
 Test Speed: 10.0deg/s
 Temperature: 25.3°C
 Operators:
 Test Date: 2024-08-12

γ Range: 0 - 180DEG
 γ Interval: 1.0DEG
 Test System: EVERFINE GO-3000H_V1 SYSTEM V2.00.463
 Humidity: 65.0%
 Test Distance: 9.000m [K=1.0000]
 Remarks:

ZONAL FLUX DIAGRAM

ZONAL FLUX DIAGRAM:

γ	C0	C45	C90	C135	C180	C225	C270	C315	γ	Φ zone	Φ total	%lum, lamp
10	11.07	11.51	11.50	11.10	10.89	10.37	10.13	10.33	0- 10	1.015	1.015	0.21,0.21
20	12.59	13.61	13.62	12.77	12.21	10.82	10.29	10.92	10- 20	3.248	4.263	0.88,0.88
30	15.65	18.19	18.68	16.17	14.92	11.75	10.93	12.19	20- 30	6.143	10.41	2.15,2.15
40	21.63	26.51	30.76	22.90	20.36	13.75	12.71	14.58	30- 40	10.99	21.40	4.43,4.43
50	30.23	36.27	40.31	32.97	28.62	17.69	20.13	19.12	40- 50	18.66	40.06	8.29,8.29
60	39.77	37.91	40.70	37.09	38.03	25.38	30.35	27.78	50- 60	28.32	68.37	14.1,14.1
70	40.84	35.33	40.85	34.23	41.17	28.26	33.08	28.68	60- 70	34.47	102.8	21.3,21.3
80	43.50	47.09	55.66	44.75	35.90	38.41	45.75	39.87	70- 80	39.81	142.7	29.5,29.5
90	28.43	54.78	66.83	51.93	27.68	46.44	59.17	49.95	80- 90	50.81	193.5	40,40
100	9.920	75.02	88.43	71.56	7.490	66.67	80.18	69.96	90-100	60.18	253.6	52.5,52.5
110	5.950	86.05	56.08	83.49	7.138	86.81	60.61	88.01	100-110	71.52	325.2	67.3,67.3
120	3.361	58.66	20.96	60.48	5.899	99.72	13.62	98.40	110-120	59.42	384.6	79.6,79.6
130	1.987	22.06	12.78	23.66	3.704	107.2	19.12	97.48	120-130	47.15	431.7	89.3,89.3
140	1.114	10.38	6.496	11.10	2.169	81.17	22.35	72.38	130-140	29.94	461.7	95.5,95.5
150	1.245	5.010	3.209	5.451	1.941	47.43	10.66	41.84	140-150	15.19	476.9	98.6,98.6
160	1.194	1.685	1.227	1.914	1.609	19.81	6.259	14.27	150-160	5.425	482.3	99.8,99.8
170	0.9223	0.1806	0.1796	0.1852	0.7408	3.373	2.333	2.874	160-170	1.058	483.3	100,100
180	0.1906	0.2177	0.2107	0.2177	0.1906	0.2167	0.2107	0.2227	170-180	0.0770	483.4	100,100
DEG	LUMINOUS INTENSITY:cd									UNIT:lm		

Conical surface Flux(90deg): 29.601 lm

%lum = 6.1%
 %lamp = 6.1%

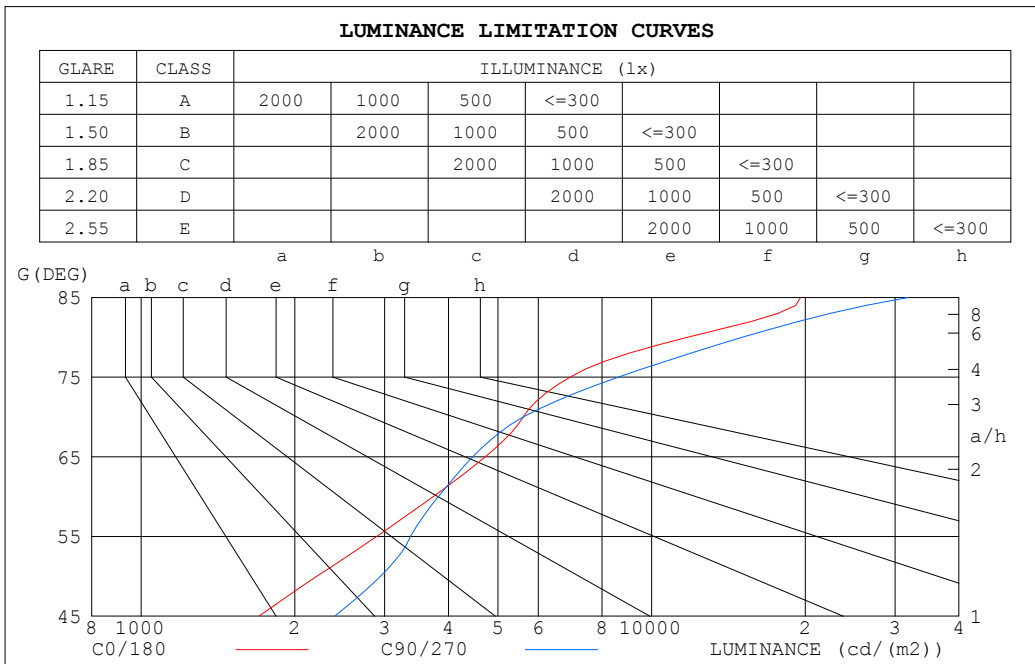
Conical surface Flux(120deg): 68.373 lm

%lum = 14.1%
 %lamp = 14.1%

C Range: 0 - 360DEG
 C Interval: 22.5DEG
 Test Speed: 10.0deg/s
 Temperature:25.3°C
 Operators:
 Test Date:2024-08-12

γ Range: 0 - 180DEG
 γ Interval: 1.0DEG
 Test System:EVERFINE GO-3000H_V1 SYSTEM V2.00.463
 Humidity:65.0%
 Test Distance:9.000m [K=1.0000]
 Remarks:

LUMINANCE LIMITATION CURVES



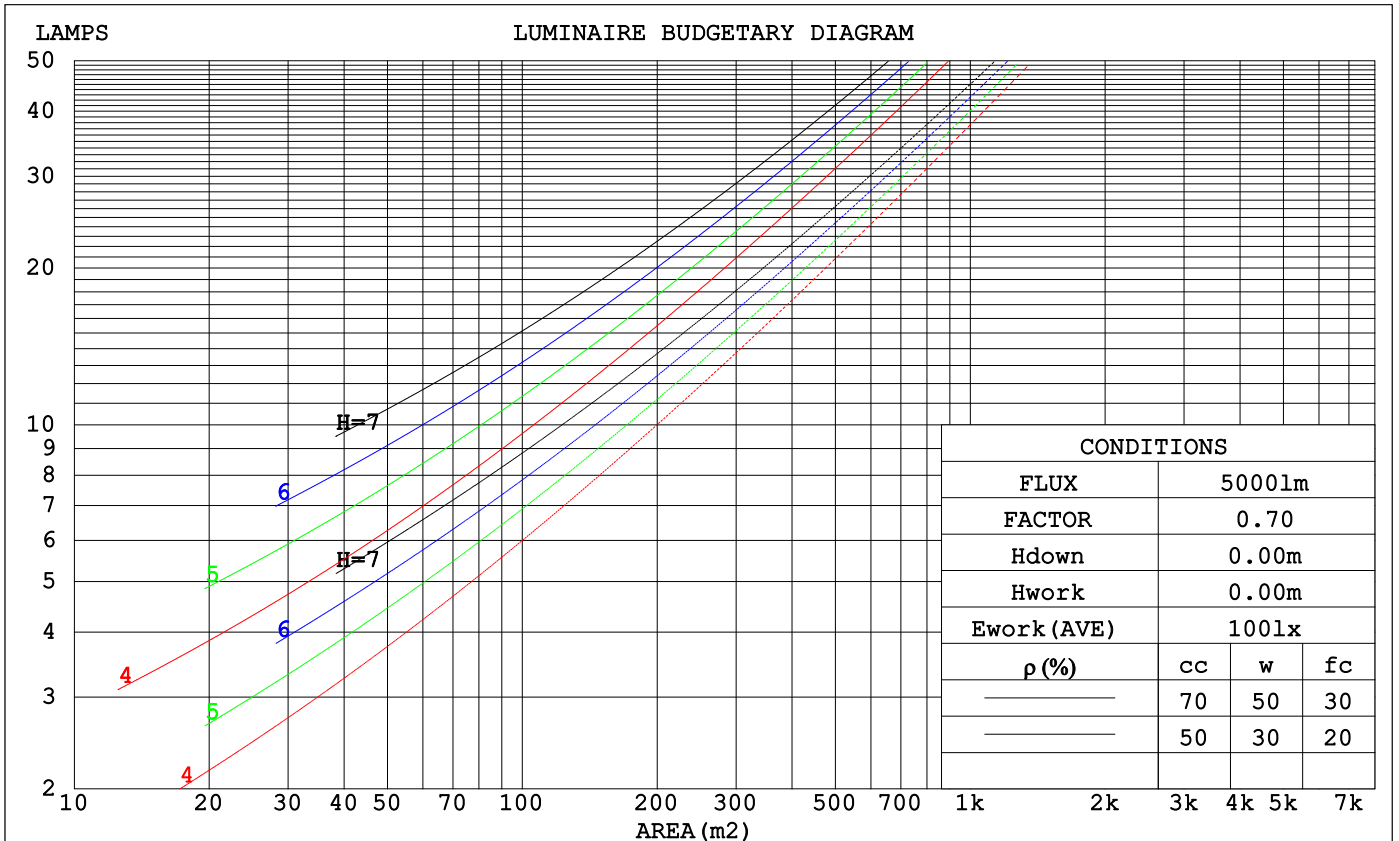
LUMINANCE cd/(m2)		
G (DEG)	C0/180	C90/270
85	19582	31768
80	11761	15048
75	6925	8608
70	5606	5607
65	4725	4462
60	3734	3821
55	2893	3371
50	2208	2945
45	1700	2394

C Range: 0 - 360DEG
 C Interval: 22.5DEG
 Test Speed: 10.0deg/s
 Temperature: 25.3°C
 Operators:
 Test Date: 2024-08-12

γ Range: 0 - 180DEG
 γ Interval: 1.0DEG
 Test System: EVERFINE GO-3000H_V1 SYSTEM V2.00.463
 Humidity: 65.0%
 Test Distance: 9.000m [K=1.0000]
 Remarks:

CU AND LUMINAIRE BUDGETARY ESTIMATE DIAGRAM

ρ_{cc}	80%			70%			50%			30%			10%			0
ρ_w	50%	30%	10%	50%	30%	10%	50%	30%	10%	50%	30%	10%	50%	30%	10%	0
ρ_{fc}	20%			20%			20%			20%			20%			0
RCR	RCR:Room Cavity Ratio						Coefficients of Utilization(CU)									
0.0	1.05	1.05	1.05	.95	.95	.95	.78	.78	.78	.62	.62	.62	.47	.47	.47	.40
1.0	.84	.78	.73	.76	.71	.66	.60	.57	.53	.46	.44	.41	.33	.31	.29	.23
2.0	.71	.63	.56	.64	.57	.51	.50	.45	.40	.38	.34	.31	.27	.24	.21	.16
3.0	.61	.52	.44	.55	.47	.40	.43	.37	.32	.32	.28	.24	.22	.19	.16	.11
4.0	.53	.43	.36	.47	.39	.33	.37	.31	.26	.28	.23	.19	.19	.16	.13	.09
5.0	.46	.37	.30	.42	.33	.27	.33	.26	.21	.24	.20	.16	.17	.13	.10	.07
6.0	.41	.32	.25	.37	.29	.23	.29	.23	.18	.22	.17	.13	.15	.11	.09	.05
7.0	.37	.28	.22	.33	.25	.20	.26	.20	.15	.20	.15	.11	.13	.10	.07	.04
8.0	.33	.25	.19	.30	.22	.17	.24	.18	.13	.18	.13	.10	.12	.09	.06	.04
9.0	.30	.22	.16	.27	.20	.15	.21	.16	.12	.16	.12	.09	.11	.08	.05	.03
10.0	.27	.20	.14	.25	.18	.13	.20	.14	.10	.15	.11	.07	.10	.07	.05	.03



C Range: 0 - 360DEG
 C Interval: 22.5DEG
 Test Speed: 10.0deg/s
 Temperature:25.3°C
 Operators:
 Test Date:2024-08-12

γ Range: 0 - 180DEG
 γ Interval: 1.0DEG
 Test System:EVERFINE GO-3000H_V1 SYSTEM V2.00.463
 Humidity:65.0%
 Test Distance:9.000m [K=1.0000]
 Remarks:

WEC AND CCEC

pcc	80%			70%			50%			30%			10%			0
pw	50%	30%	10%	50%	30%	10%	50%	30%	10%	50%	30%	10%	50%	30%	10%	0
pfC	20%			20%			20%			20%			20%			0
RCR	RCR:Room Cavity Ratio						Wall Exitance Coefficients(WEC)									
0.0																
1.0	.416	.236	.075	.390	.222	.071	.342	.196	.063	.298	.172	.055	.258	.150	.048	
2.0	.342	.187	.057	.319	.176	.054	.275	.153	.048	.235	.132	.041	.198	.112	.035	
3.0	.297	.158	.047	.275	.147	.044	.235	.127	.039	.198	.109	.033	.164	.091	.028	
4.0	.263	.137	.040	.244	.128	.038	.207	.110	.033	.173	.093	.028	.141	.077	.023	
5.0	.237	.121	.035	.219	.112	.033	.185	.096	.028	.154	.081	.024	.124	.066	.020	
6.0	.216	.108	.031	.199	.101	.029	.168	.086	.025	.139	.072	.021	.111	.059	.017	
7.0	.198	.098	.028	.183	.091	.026	.154	.078	.022	.126	.065	.019	.101	.052	.015	
8.0	.183	.089	.025	.169	.083	.023	.142	.071	.020	.116	.059	.017	.092	.047	.014	
9.0	.170	.082	.023	.157	.076	.021	.132	.065	.018	.108	.054	.015	.085	.043	.013	
10.0	.159	.076	.021	.146	.071	.020	.123	.060	.017	.100	.050	.014	.079	.040	.011	

pcc	80%			70%			50%			30%			10%			0
pw	50%	30%	10%	50%	30%	10%	50%	30%	10%	50%	30%	10%	50%	30%	10%	0
pfC	20%			20%			20%			20%			20%			0
RCR	RCR:Room Cavity Ratio						Ceiling Cavity Exitance Coefficients(CCEC)									
0.0	.647	.647	.647	.553	.553	.553	.378	.378	.378	.217	.217	.217	.069	.069	.069	
1.0	.648	.616	.587	.555	.529	.505	.379	.364	.349	.218	.210	.203	.070	.068	.066	
2.0	.643	.596	.556	.551	.513	.480	.377	.355	.335	.218	.206	.196	.070	.067	.064	
3.0	.636	.581	.537	.545	.501	.465	.374	.348	.327	.216	.203	.192	.069	.066	.063	
4.0	.629	.570	.525	.539	.492	.456	.371	.343	.321	.215	.201	.190	.069	.065	.062	
5.0	.621	.561	.516	.534	.485	.449	.368	.339	.317	.213	.199	.188	.069	.065	.062	
6.0	.614	.554	.510	.528	.480	.444	.364	.336	.314	.211	.197	.187	.068	.065	.062	
7.0	.608	.548	.506	.523	.475	.441	.361	.333	.312	.210	.196	.186	.068	.064	.061	
8.0	.601	.543	.503	.518	.471	.438	.358	.331	.311	.208	.195	.185	.067	.064	.061	
9.0	.595	.538	.500	.513	.467	.436	.355	.329	.310	.207	.194	.185	.067	.064	.061	
10.0	.590	.535	.498	.509	.464	.435	.353	.327	.309	.206	.193	.184	.067	.063	.061	

C Range: 0 - 360DEG
 C Interval: 22.5DEG
 Test Speed: 10.0deg/s
 Temperature:25.3°C
 Operators:
 Test Date:2024-08-12

γ Range: 0 - 180DEG
 γ Interval: 1.0DEG
 Test System:EVERFINE GO-3000H_V1 SYSTEM V2.00.463
 Humidity:65.0%
 Test Distance:9.000m [K=1.0000]
 Remarks:

UGR(Unified Glare Rating) Table

ceiling/cavity	0.7	0.7	0.5	0.5	0.3	0.7	0.7	0.5	0.5	0.3
walls	0.5	0.3	0.5	0.3	0.3	0.5	0.3	0.5	0.3	0.3
working plane	0.2	0.2	0.2	0.2	0.2	0.2	0.2	0.2	0.2	0.2
Room dimensions	Viewed crosswise					Viewed endwise				
x = 2H y = 2H	13.2	14.2	14.2	15.2	16.5	13.6	14.6	14.5	15.6	16.9
3H	16.5	17.4	17.5	18.4	19.8	16.8	17.7	17.8	18.7	20.1
4H	18.2	19.1	19.2	20.1	21.5	19.0	19.9	20.0	20.9	22.3
6H	20.5	21.3	21.5	22.3	23.7	21.9	22.7	22.9	23.7	25.1
8H	22.0	22.8	23.0	23.8	25.2	23.4	24.2	24.4	25.2	26.6
12H	23.3	24.0	24.3	25.0	26.4	25.1	25.8	26.1	26.8	28.2
4H 2H	14.1	15.0	15.1	16.0	17.4	14.4	15.2	15.4	16.2	17.6
3H	17.4	18.1	18.4	19.2	20.6	17.8	18.5	18.8	19.6	21.0
4H	19.3	20.0	20.3	21.0	22.4	20.3	20.9	21.3	22.0	23.4
6H	21.8	22.4	22.9	23.5	24.9	23.3	23.9	24.3	25.0	26.4
8H	23.4	23.9	24.4	25.0	26.4	24.9	25.5	25.9	26.5	28.0
12H	24.7	25.3	25.8	26.3	27.8	26.6	27.1	27.7	28.2	29.7
8H 4H	20.2	20.8	21.3	21.9	23.3	21.0	21.5	22.0	22.6	24.0
6H	23.0	23.5	24.0	24.5	26.0	24.3	24.8	25.3	25.8	27.3
8H	24.6	25.0	25.7	26.1	27.6	26.1	26.5	27.1	27.6	29.1
12H	26.1	26.5	27.2	27.6	29.1	28.0	28.4	29.1	29.5	31.0
12H 4H	20.6	21.2	21.7	22.2	23.7	21.2	21.7	22.2	22.8	24.2
6H	23.5	23.9	24.5	25.0	26.5	24.6	25.0	25.6	26.1	27.6
8H	25.2	25.5	26.2	26.6	28.1	26.5	26.8	27.6	28.0	29.4
Variations with the observer position at spacings(CIE Pub.117):										
S = 1.0H	+ 0.1 / - 0.1					+ 0.1 / - 0.1				
1.5H	+ 0.2 / - 0.3					+ 0.3 / - 0.3				
2.0H	+ 0.3 / - 0.4					+ 0.3 / - 0.4				

CIE Pub.117, 483.4 lm Total Lamp Luminous Flux Corrected (8log(F/F0) = -2.5)
 Area: 0.0213 m2

C Range: 0 - 360DEG
 C Interval: 22.5DEG
 Test Speed: 10.0deg/s
 Temperature:25.3°C
 Operators:
 Test Date:2024-08-12

γ Range: 0 - 180DEG
 γ Interval: 1.0DEG
 Test System:EVERFINE GO-3000H_V1 SYSTEM V2.00.463
 Humidity:65.0%
 Test Distance:9.000m [K=1.0000]
 Remarks:

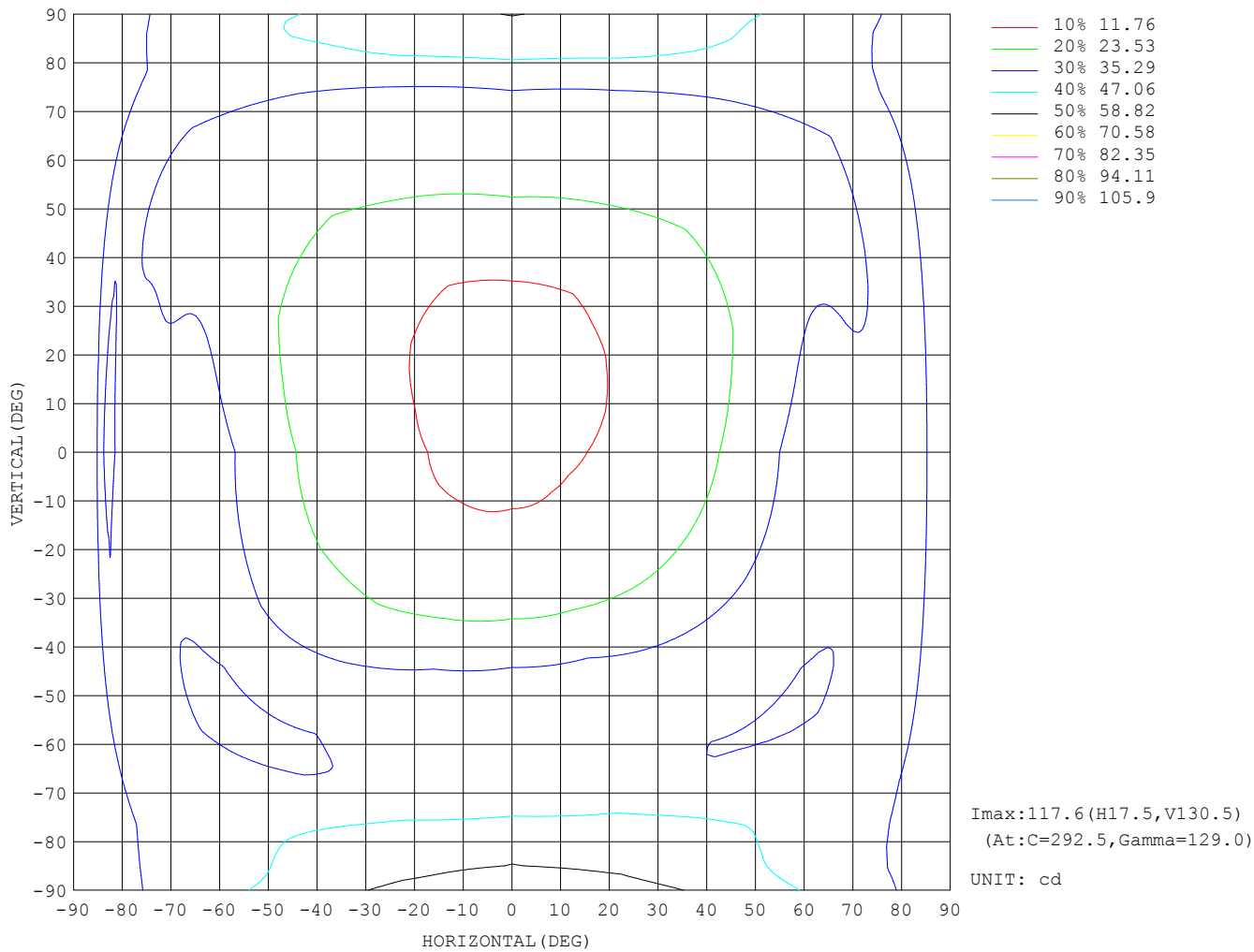
UTILIZATION FACTORS TABLE

REFLECTANCE										
Ceiling	0.8	0.8	0.8	0.7	0.7	0.7	0.5	0.5	0.5	0
Walls	0.7	0.5	0.3	0.7	0.5	0.3	0.7	0.5	0.3	0
Working plane	0.2	0.2	0.2	0.2	0.2	0.2	0.2	0.2	0.2	0
ROOM INDEX	UTILIZATION FACTORS (PERCENT) $k(RI) \times RCR = 5$									
$k = 0.60$	32	19	12	30	18	11	26	16	10	3
0.80	40	26	17	37	24	16	32	21	14	5
1.00	47	32	23	44	30	22	37	28	19	7
1.25	54	39	29	50	36	27	41	31	23	9
1.50	59	45	35	54	41	32	45	35	27	11
2.00	67	54	43	61	49	40	50	41	34	14
2.50	73	60	50	66	55	46	54	45	38	16
3.00	77	65	55	70	59	51	57	49	42	18
4.00	82	72	63	75	66	58	61	54	48	21
5.00	86	77	69	78	70	63	63	57	52	24
ROOM INDEX	UF(total)									Direct
According to DIN EN 13032-2 2004			Suspended				SHRNOM = 1.25			

C Range: 0 - 360DEG
 C Interval: 22.5DEG
 Test Speed: 10.0deg/s
 Temperature: 25.3°C
 Operators:
 Test Date: 2024-08-12

γ Range: 0 - 180DEG
 γ Interval: 1.0DEG
 Test System: EVERFINE GO-3000H_V1 SYSTEM V2.00.463
 Humidity: 65.0%
 Test Distance: 9.000m [K=1.0000]
 Remarks:

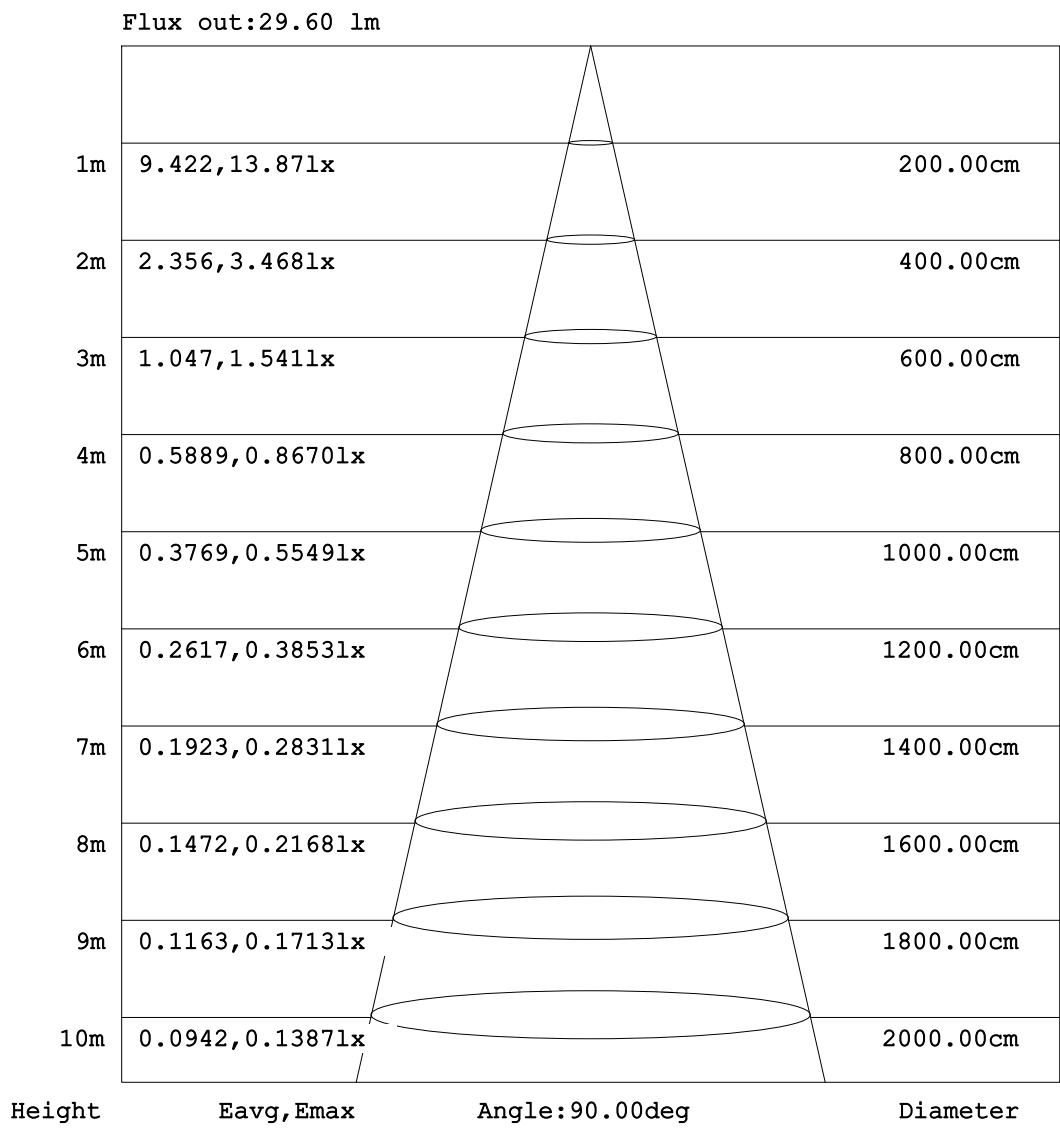
ISOCANDELA DIAGRAM



C Range: 0 - 360DEG
 C Interval: 22.5DEG
 Test Speed: 10.0deg/s
 Temperature:25.3°C
 Operators:
 Test Date:2024-08-12

γ Range: 0 - 180DEG
 γ Interval: 1.0DEG
 Test System:EVERFINE GO-3000H_V1 SYSTEM V2.00.463
 Humidity:65.0%
 Test Distance:9.000m [K=1.0000]
 Remarks:

AAI Figure

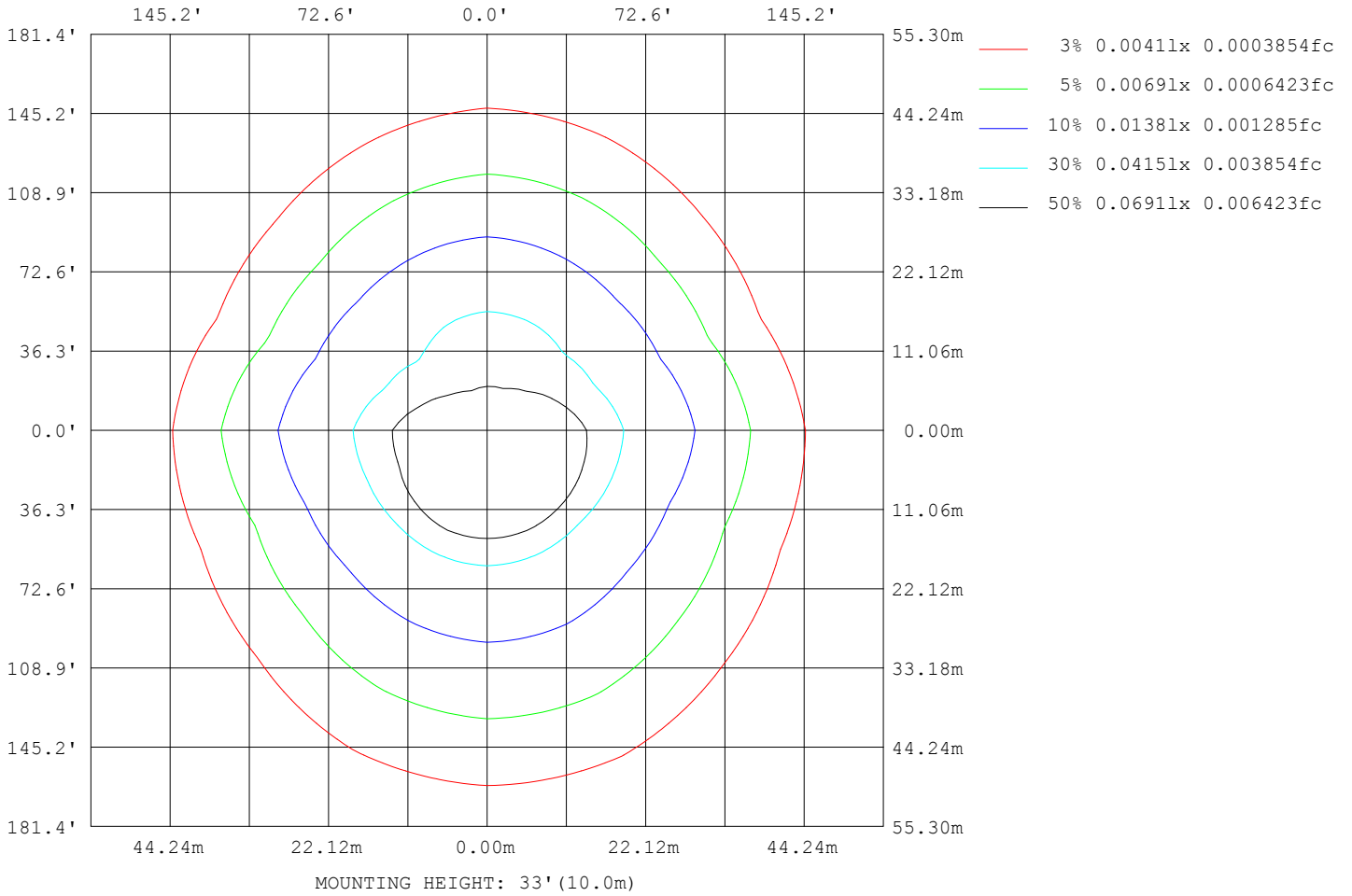


Note:The Curves indicate the illuminated area and the average illumination when the luminaire is at different distance.

C Range: 0 - 360DEG
 C Interval: 22.5DEG
 Test Speed: 10.0deg/s
 Temperature:25.3°C
 Operators:
 Test Date:2024-08-12

γ Range: 0 - 180DEG
 γ Interval: 1.0DEG
 Test System:EVERFINE GO-3000H_V1 SYSTEM V2.00.463
 Humidity:65.0%
 Test Distance:9.000m [K=1.0000]
 Remarks:

ISOLUX DIAGRAM



C Range: 0 - 360DEG
 C Interval: 22.5DEG
 Test Speed: 10.0deg/s
 Temperature: 25.3°C
 Operators:
 Test Date: 2024-08-12

γ Range: 0 - 180DEG
 γ Interval: 1.0DEG
 Test System: EVERFINE GO-3000H_V1 SYSTEM V2.00.463
 Humidity: 65.0%
 Test Distance: 9.000m [K=1.0000]
 Remarks:

LED Avg.L Report

Test:U:220.10V I:0.1525A P:13.566W PF:0.4042 Freq:50.00Hz Lamp Flux:483.42x1 lm		
NAME: 6712	TYPE:	WEIGHT:
SPEC.:	DIM.:	SERIAL No.:
MFR.: NORDECOR	SUR.:	Shielding Angle:

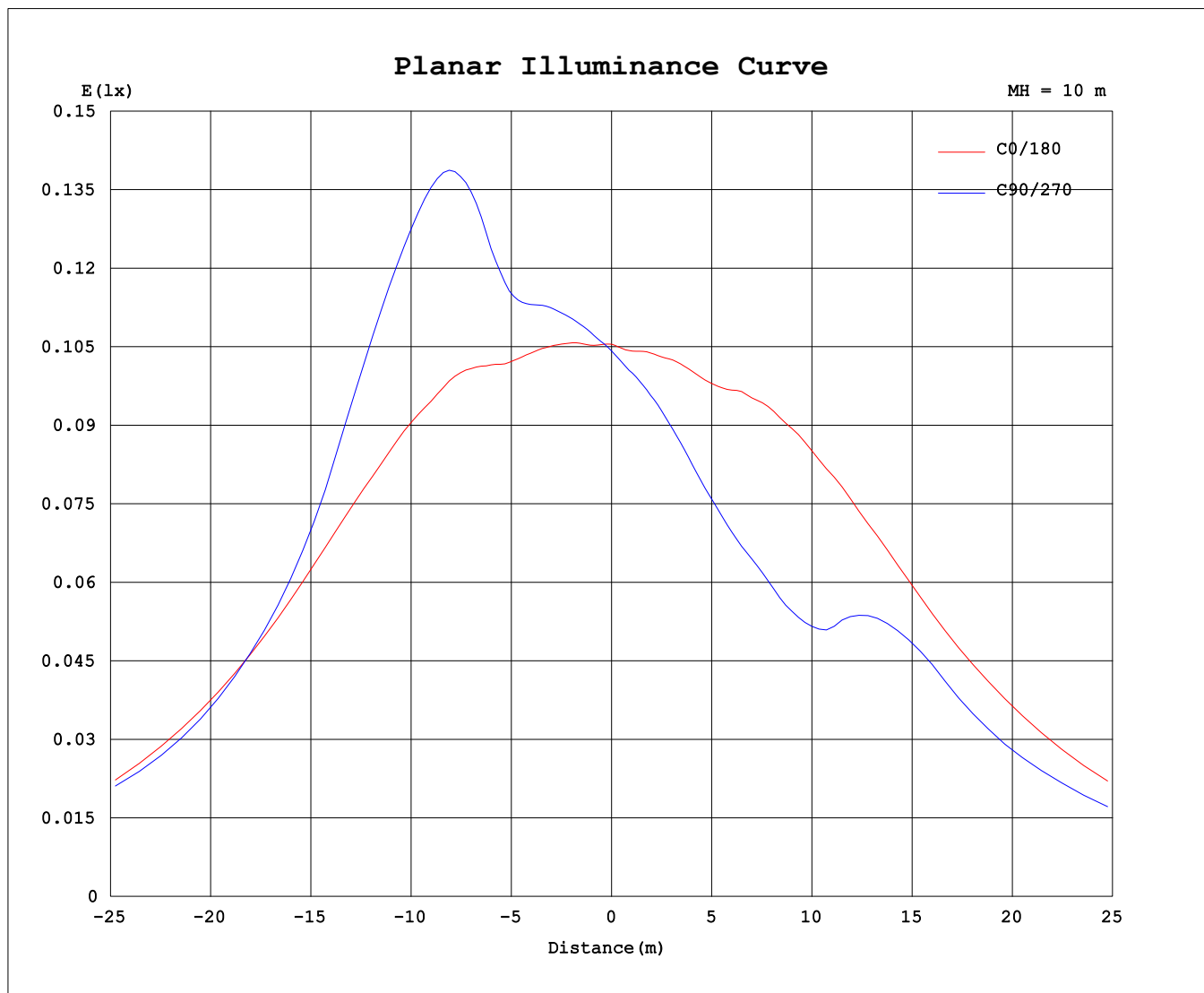
AvgL	cd/m2
L_0~180 (65) av	4667
L_0~180 (75) av	7022
L_0~180 (85) av	19401
L_90~270 (65) av	4003
L_90~270 (75) av	7590
L_90~270 (85) av	30676
L_45 (65) av	3591
L_45 (75) av	6365
L_45 (85) av	25458

Standard: GB/T 29293-2012

C Range: 0 - 360DEG
C Interval: 22.5DEG
Test Speed: 10.0deg/s
Temperature:25.3°C
Operators:
Test Date:2024-08-12

γ Range: 0 - 180DEG
 γ Interval: 1.0DEG
Test System:EVERFINE GO-3000H_V1 SYSTEM V2.00.463
Humidity:65.0%
Test Distance:9.000m [K=1.0000]
Remarks:

Planar Illuminance Curve



C Range: 0 - 360DEG
 C Interval: 22.5DEG
 Test Speed: 10.0deg/s
 Temperature: 25.3°C
 Operators:
 Test Date: 2024-08-12

γ Range: 0 - 180DEG
 γ Interval: 1.0DEG
 Test System: EVERFINE GO-3000H_V1 SYSTEM V2.00.463
 Humidity: 65.0%
 Test Distance: 9.000m [K=1.0000]
 Remarks:

LUMINOUS DISTRIBUTION INTENSITY DATA

Table--1

UNIT: cd

C (DEG) \ γ (DEG)	0	22.5	45	67.5	90	112.5	135	157.5	180	202.5	225	247.5	270	292.5	315	337.5			
0	10.6	10.6	10.6	10.5	10.4	10.4	10.4	10.4	10.6	10.6	10.6	10.5	10.4	10.4	10.4	10.4			
5	10.6	10.8	10.9	10.9	10.8	10.7	10.6	10.5	10.5	10.5	10.3	10.2	10.2	10.2	10.2	10.3			
10	11.1	11.4	11.5	11.5	11.5	11.3	11.1	10.9	10.9	10.7	10.4	10.1	10.1	10.1	10.3	10.6			
15	11.7	12.2	12.4	12.4	12.4	12.1	11.8	11.5	11.4	11.0	10.6	10.2	10.2	10.2	10.6	11.0			
20	12.6	13.3	13.6	13.7	13.6	13.2	12.8	12.4	12.2	11.6	10.8	10.3	10.3	10.3	10.9	11.6			
25	13.8	14.8	15.3	15.5	15.3	14.7	14.1	13.5	13.3	12.3	11.2	10.5	10.5	10.6	11.4	12.5			
30	15.6	17.1	18.2	19.0	18.7	17.2	16.2	15.4	14.9	13.4	11.7	10.8	10.9	11.1	12.2	13.8			
35	18.3	20.2	22.0	24.1	24.5	21.9	18.9	18.0	17.3	14.8	12.6	11.5	11.7	11.8	13.2	15.5			
40	21.6	24.0	26.5	30.1	30.8	27.7	22.9	21.1	20.4	16.6	13.7	12.7	12.7	13.1	14.6	17.7			
45	25.6	28.3	31.7	35.7	36.1	33.6	28.0	24.9	24.1	18.9	15.4	14.2	14.6	14.8	16.5	20.3			
50	30.2	33.0	36.3	39.7	40.3	37.9	33.0	29.2	28.6	21.4	17.7	17.3	20.1	19.0	19.1	23.3			
55	35.3	36.8	38.7	41.1	41.2	40.5	36.3	33.2	33.6	24.4	21.0	23.7	26.9	25.6	23.1	26.5			
60	39.8	39.0	37.9	39.8	40.7	39.5	37.1	36.3	38.0	27.4	25.4	28.9	30.4	29.7	27.8	29.6			
65	42.5	38.1	36.0	39.1	40.2	38.7	35.6	37.0	41.5	29.6	28.4	30.0	31.9	30.4	29.3	31.3			
70	40.8	34.1	35.3	39.7	40.8	38.6	34.2	34.0	41.2	29.4	28.3	30.8	33.1	31.2	28.7	29.8			
75	38.2	36.0	40.6	46.5	47.5	44.1	37.5	34.1	39.2	29.6	30.3	33.5	36.2	34.6	31.9	30.4			
80	43.5	41.3	47.1	54.5	55.7	52.8	44.8	39.7	35.9	34.7	38.4	42.7	45.8	43.8	39.9	35.5			
85	36.4	40.7	49.6	57.5	59.0	56.7	48.6	39.4	35.7	38.0	44.8	51.7	54.9	51.9	46.1	37.9			
90	28.4	42.4	54.8	64.1	66.8	61.9	51.9	39.7	27.7	38.6	46.4	55.6	59.2	56.0	49.9	39.4			
95	12.1	53.3	65.7	74.6	77.8	72.2	61.8	50.0	4.38	43.7	32.3	65.5	68.8	67.4	59.8	50.4			
100	9.92	53.8	75.0	84.8	88.4	82.4	71.6	52.7	7.49	54.9	66.7	75.1	80.2	78.4	70.0	59.9			
105	10.7	49.6	82.3	93.7	96.5	91.4	79.5	49.6	9.26	62.5	77.9	84.7	88.5	88.4	79.9	61.0			
110	5.95	28.8	86.1	101	56.1	99.3	83.5	30.2	7.14	66.9	86.8	70.4	60.6	97.7	88.0	63.9			
115	3.93	14.8	81.4	106	20.6	104	82.1	16.0	6.17	70.5	93.8	74.2	14.4	106	93.5	56.5			
120	3.36	9.27	58.7	106	21.0	105	60.5	10.2	5.90	63.2	99.7	109	13.6	112	98.4	49.4			
125	2.79	6.65	38.2	82.4	17.7	83.4	39.8	7.35	5.10	57.0	105	116	18.0	116	102	42.5			
130	1.99	5.25	22.1	54.0	12.8	56.7	23.7	5.90	3.70	50.7	107	117	19.1	118	97.5	35.7			
135	1.39	4.15	15.0	29.5	9.06	33.9	16.0	4.75	2.80	42.1	94.9	112	23.9	113	83.4	30.7			
140	1.11	3.31	10.4	16.4	6.50	18.3	11.1	3.86	2.17	36.5	81.2	96.2	22.4	93.2	72.4	25.0			
145	1.15	2.29	7.40	10.6	4.67	11.8	7.93	2.82	1.99	28.6	66.8	78.2	12.6	72.2	55.9	15.1			
150	1.24	1.22	5.01	6.86	3.21	7.54	5.45	1.58	1.94	15.0	47.4	54.0	10.7	55.3	41.8	9.45			
155	1.25	0.53	3.27	4.01	2.07	4.44	3.63	0.77	1.80	9.08	34.8	34.7	7.67	34.4	31.1	6.27			
160	1.19	0.20	1.69	2.07	1.23	2.48	1.91	0.31	1.61	5.83	19.8	19.4	6.26	22.2	14.3	4.32			
165	1.09	0.21	0.55	0.85	0.51	1.09	0.65	0.23	1.38	3.90	7.75	9.04	4.79	8.61	6.31	2.88			
170	0.92	0.22	0.18	0.26	0.18	0.27	0.19	0.21	0.74	2.20	3.37	3.61	2.33	3.43	2.87	1.73			
175	0.33	0.18	0.19	0.20	0.19	0.19	0.19	0.19	0.25	0.47	0.85	0.66	0.51	1.10	1.26	0.97			
180	0.19	0.20	0.22	0.23	0.21	0.22	0.22	0.23	0.19	0.20	0.22	0.23	0.21	0.22	0.22	0.23			

C Range: 0 - 360DEG
 C Interval: 22.5DEG
 Test Speed: 10.0deg/s
 Temperature:25.3°C
 Operators:
 Test Date:2024-08-12

γ Range: 0 - 180DEG
 γ Interval: 1.0DEG
 Test System:EVERFINE GO-3000H_V1 SYSTEM V2.00.463
 Humidity:65.0%
 Test Distance:9.000m [K=1.0000]
 Remarks: