

Report No.: TH-5071A

Test Time: 2024/10/11 09:57

Luminaire Property

Luminaire Manufacturer: NORDECOR
Luminaire Category: 4246
Lamp Catalog:
Number of Lamps:
Luminous Length (mm): 185
Luminous Height (mm):
Current: 0.151 A
Power Factor: 0.526

Luminaire Description: 18W
Lamp Description:
Lumens per Lamp:
Luminous Width (mm): 185
Voltage: 220.4 V
Power: 17.48 W


Photometric Results

CIE Class: Direct
Measurement Flux: 1469.7 lm
Downward Ratio: 98%
Horizontal Diffuse Angle(50%): H110
Vertical Diffuse Angle(50%): V110.1
Luminaire Efficacy Rating (LER): 84.13
Max. Intensity: 527.18 cd
S/MH(C0/C180): 1.26

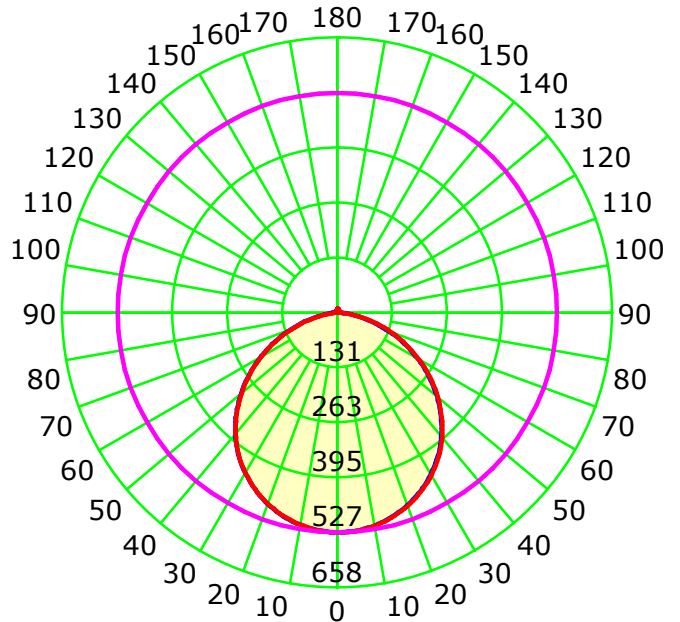
Total Rated Lamp Lumens: 1469.7 lm
Efficiency: 100%
Upward Ratio: 2%

C0r0 Intensity: 527.15 cd
Pos of Max. Intensity: H90 V1
S/MH(C90/C270): 1.26

Picture Of Luminaire



Luminous Intensity Distribution Curve



Unit: cd

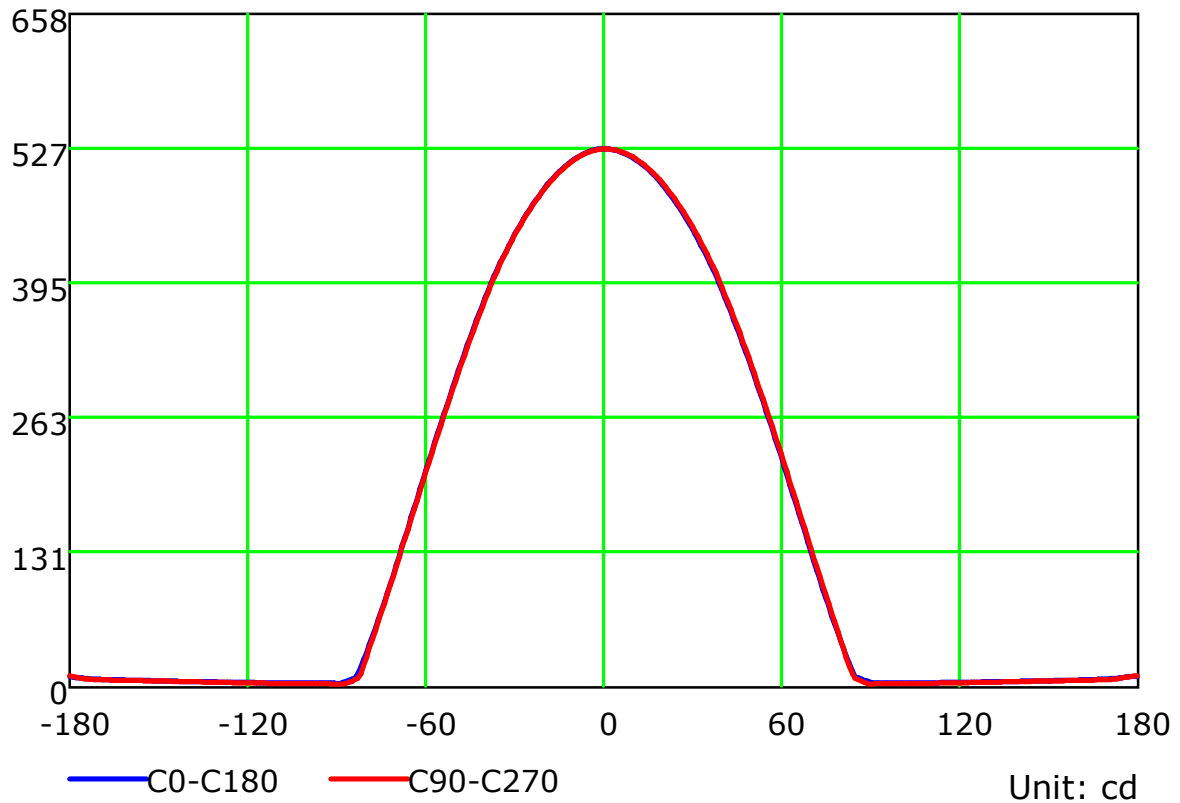
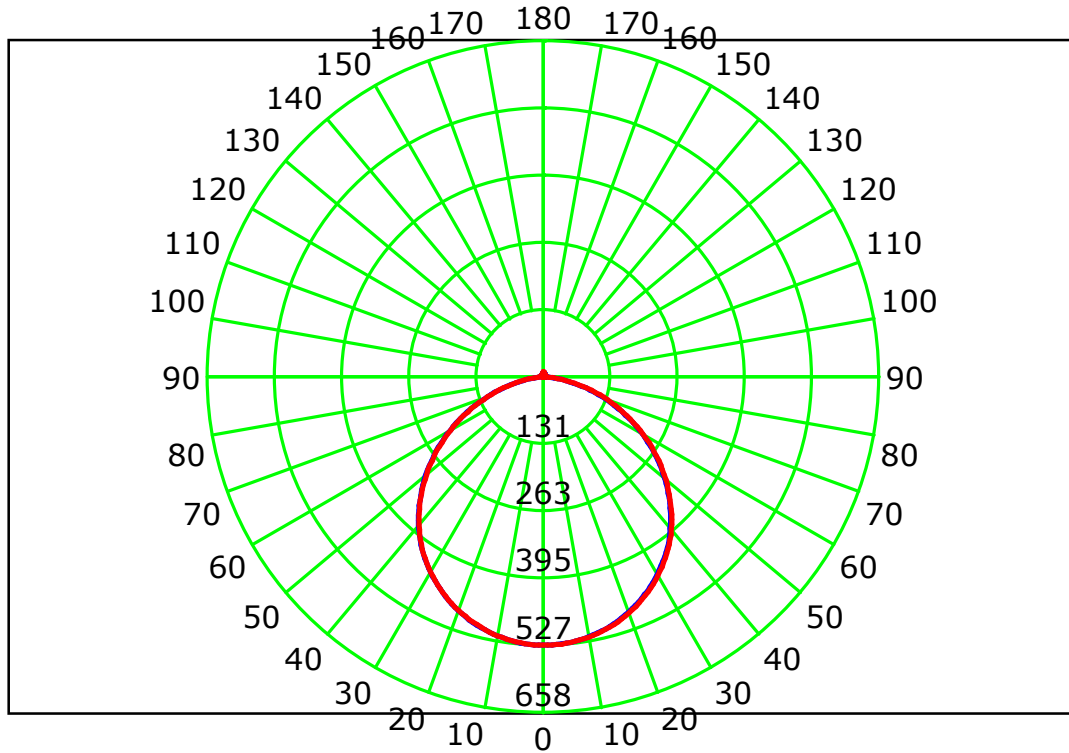
Average Diffuse Angle(50%): 110.0°

— C0-C180 — C90-C270 — G1

C Plane (°):0.0-360.0: 90.0
Test Lab: Inventfine instruments
Test Type: TYPE C
Temperature: 26
Operator: Jacky

Gamma Plane (°):0.0-180.0:1.0
Test Device: GPM-1800B
Distance: 8.684 m [K=1.0000]
Humidity: 65
Inspector:

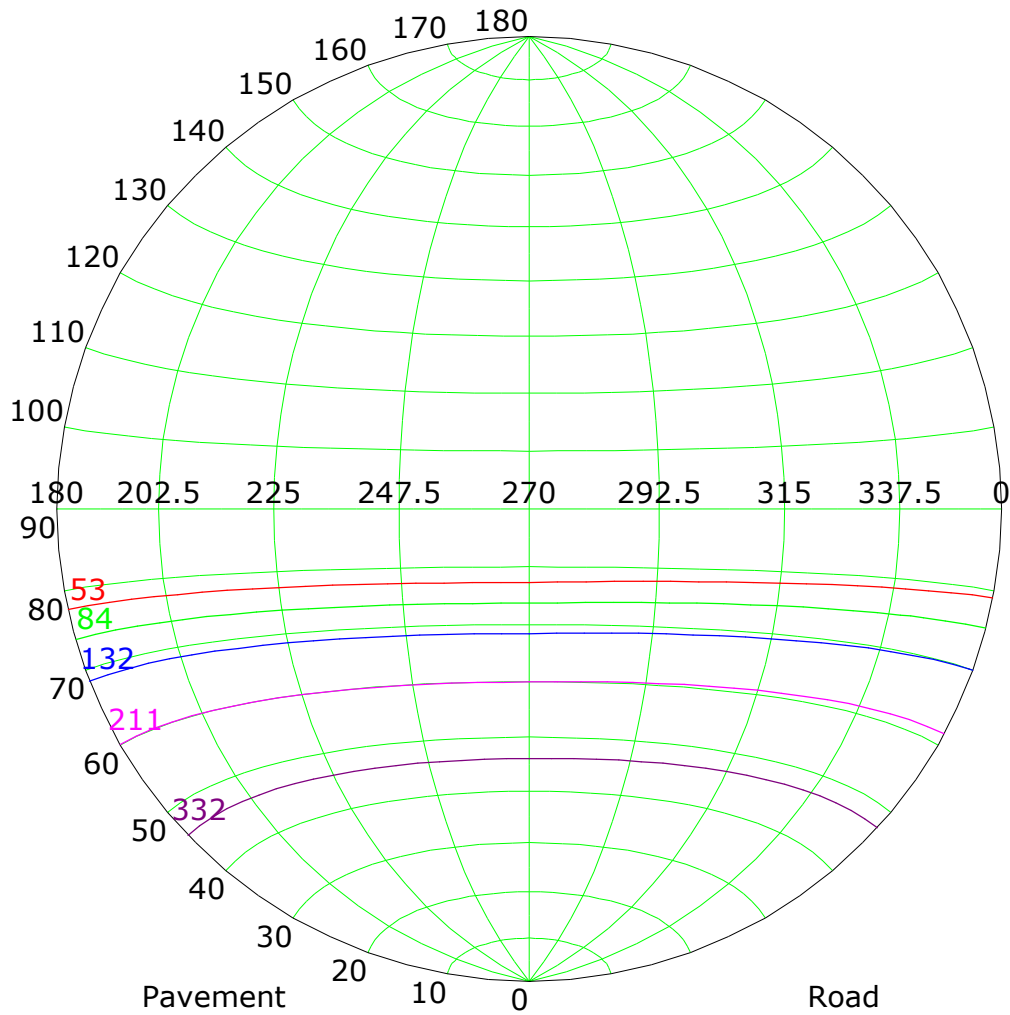
Luminous Intensity Distribution Curve



C Plane (°):0.0-360.0: 90.0
 Test Lab: Inventfine instruments
 Test Type: TYPE C
 Temperature: 26
 Operator: Jacky

Gamma Plane (°):0.0-180.0:1.0
 Test Device: GPM-1800B
 Distance: 8.684 m [K=1.0000]
 Humidity: 65
 Inspector:

Isocandela (sphere)



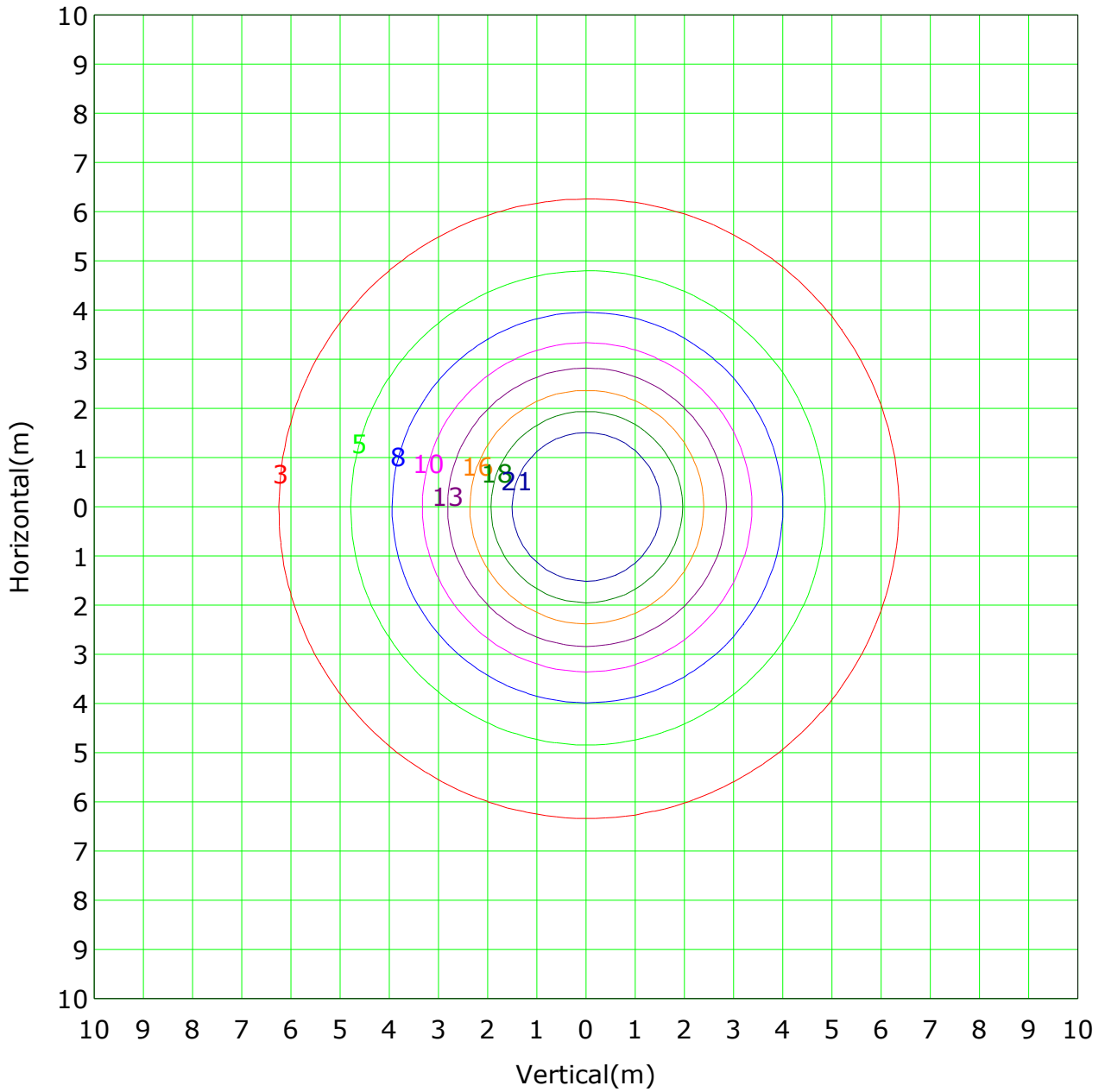
Imax (100%): 527 cd

— (10%): 53 cd	— (16%): 84 cd
— (25%): 132 cd	— (40%): 211 cd
— (63%): 332 cd	— (100%): 527 cd

C Plane (°):0.0-360.0: 90.0
Test Lab: Inventfine instruments
Test Type: TYPE C
Temperature: 26
Operator: Jacky

Gamma Plane (°):0.0-180.0:1.0
Test Device: GPM-1800B
Distance: 8.684 m [K=1.0000]
Humidity: 65
Inspector:

IsoLux Plot



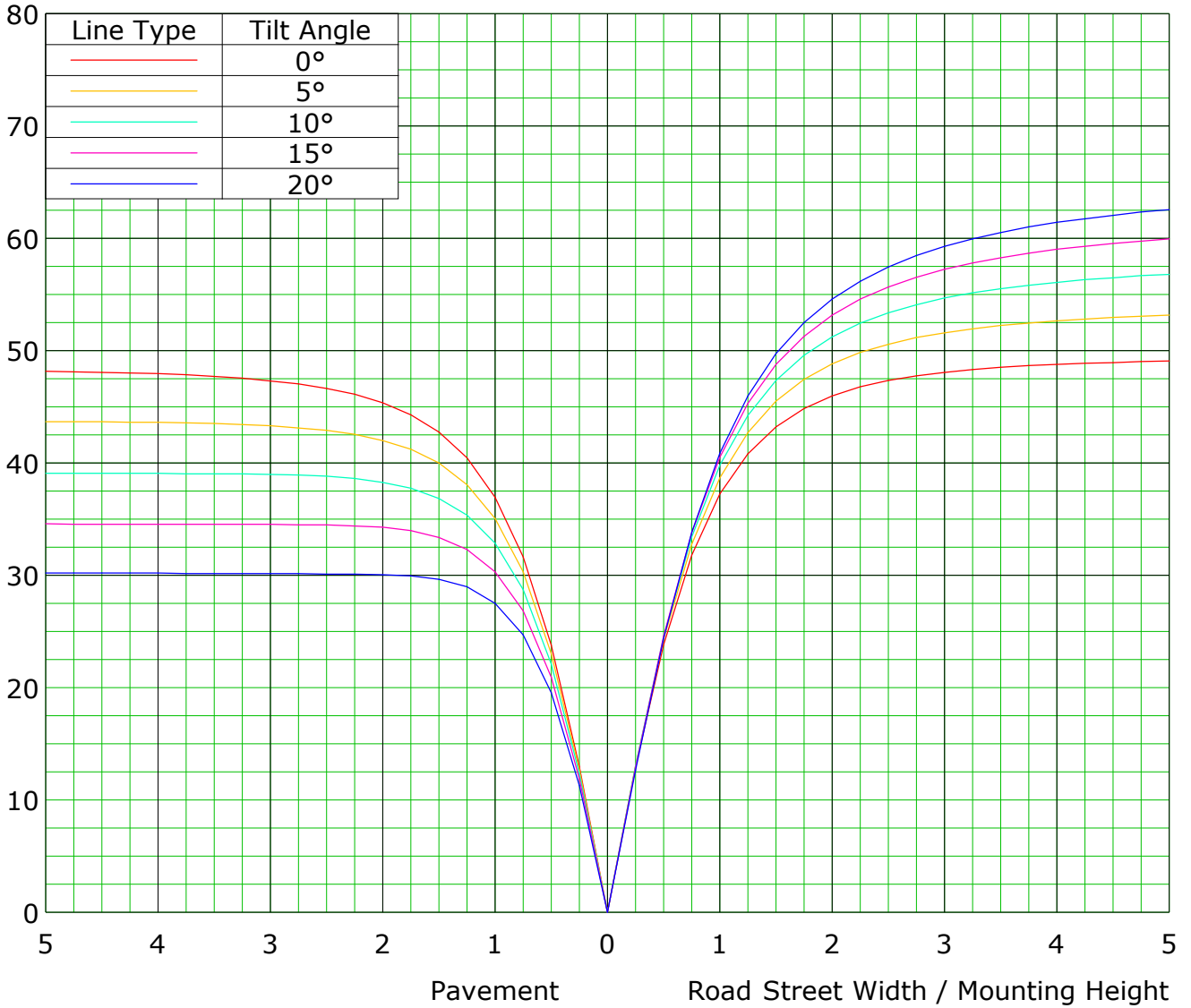
Mounting Height: 4.5m		Max Lux(100%): 26.0 lx
— (10%):	2.6 lx	— (20%): 5.2 lx
— (30%):	7.8 lx	— (40%): 10.4 lx
— (50%):	13.0 lx	— (60%): 15.6 lx
— (70%):	18.2 lx	— (80%): 20.8 lx

C Plane (°):0.0-360.0: 90.0
 Test Lab: Inventfine instruments
 Test Type: TYPE C
 Temperature: 26
 Operator: Jacky

Gamma Plane (°):0.0-180.0:1.0
 Test Device: GPM-1800B
 Distance: 8.684 m [K=1.0000]
 Humidity: 65
 Inspector:

Roadway CU Curve

Efficiency(%)



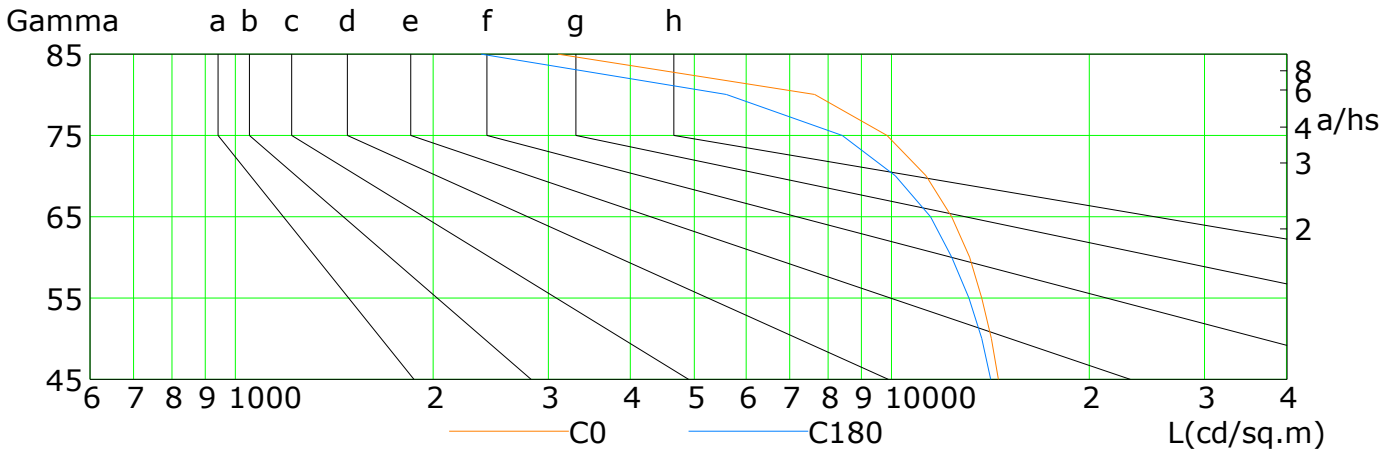
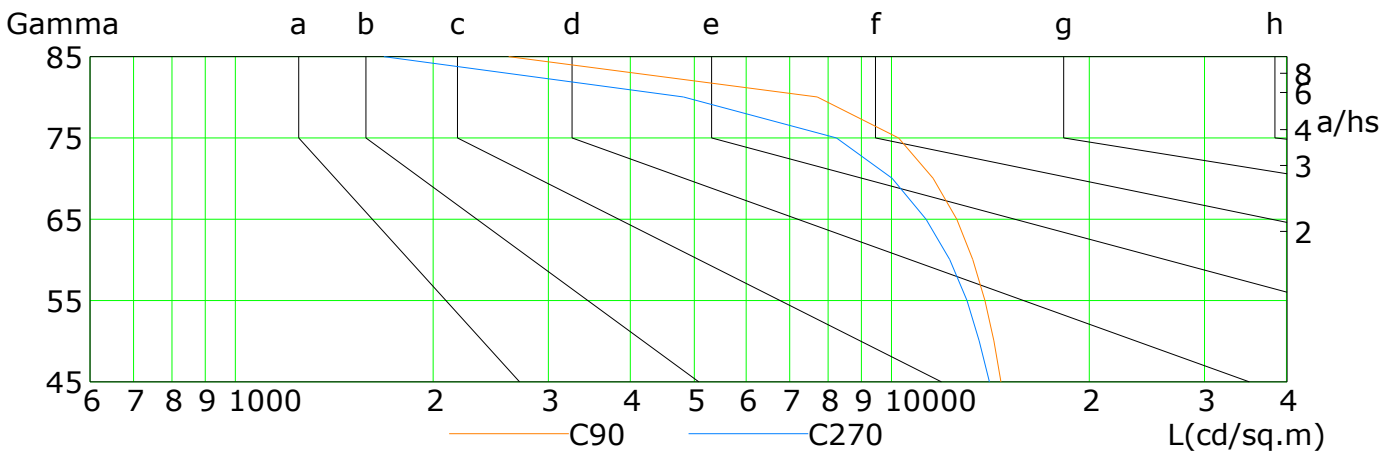
C Plane (°):0.0-360.0: 90.0
 Test Lab: Inventfine instruments
 Test Type: TYPE C
 Temperature: 26
 Operator: Jacky

Gamma Plane (°):0.0-180.0:1.0
 Test Device: GPM-1800B
 Distance: 8.684 m [K=1.0000]
 Humidity: 65
 Inspector:

Lum Limit Curve

Dazzle	Quality	Illuminance (lx)							
		2000	1000	500	<=300				
1.15	A	2000	1000	500	<=300				
1.50	B		2000	1000	500	<=300			
1.85	C			2000	1000	500	<=300		
2.20	D				2000	1000	500	<=300	
2.55	E					2000	1000	500	<=300

a b c d e f g h




L(cd/sq.m)	G45	G50	G55	G60	G65	G70	G75	G80	G85
C0	14540	14191	13708	13149	12349	11273	9839	7638	3105
C90	14658	14308	13880	13293	12577	11565	10253	7698	2612
C180	14147	13707	13121	12354	11456	10137	8406	5596	2371
C270	14087	13603	13041	12269	11296	10020	8233	4818	1683

C Plane (°):0.0-360.0: 90.0
 Test Lab: Inventfine instruments
 Test Type: TYPE C
 Temperature: 26
 Operator: Jacky

Gamma Plane (°):0.0-180.0:1.0
 Test Device: GPM-1800B
 Distance: 8.684 m [K=1.0000]
 Humidity: 65
 Inspector:

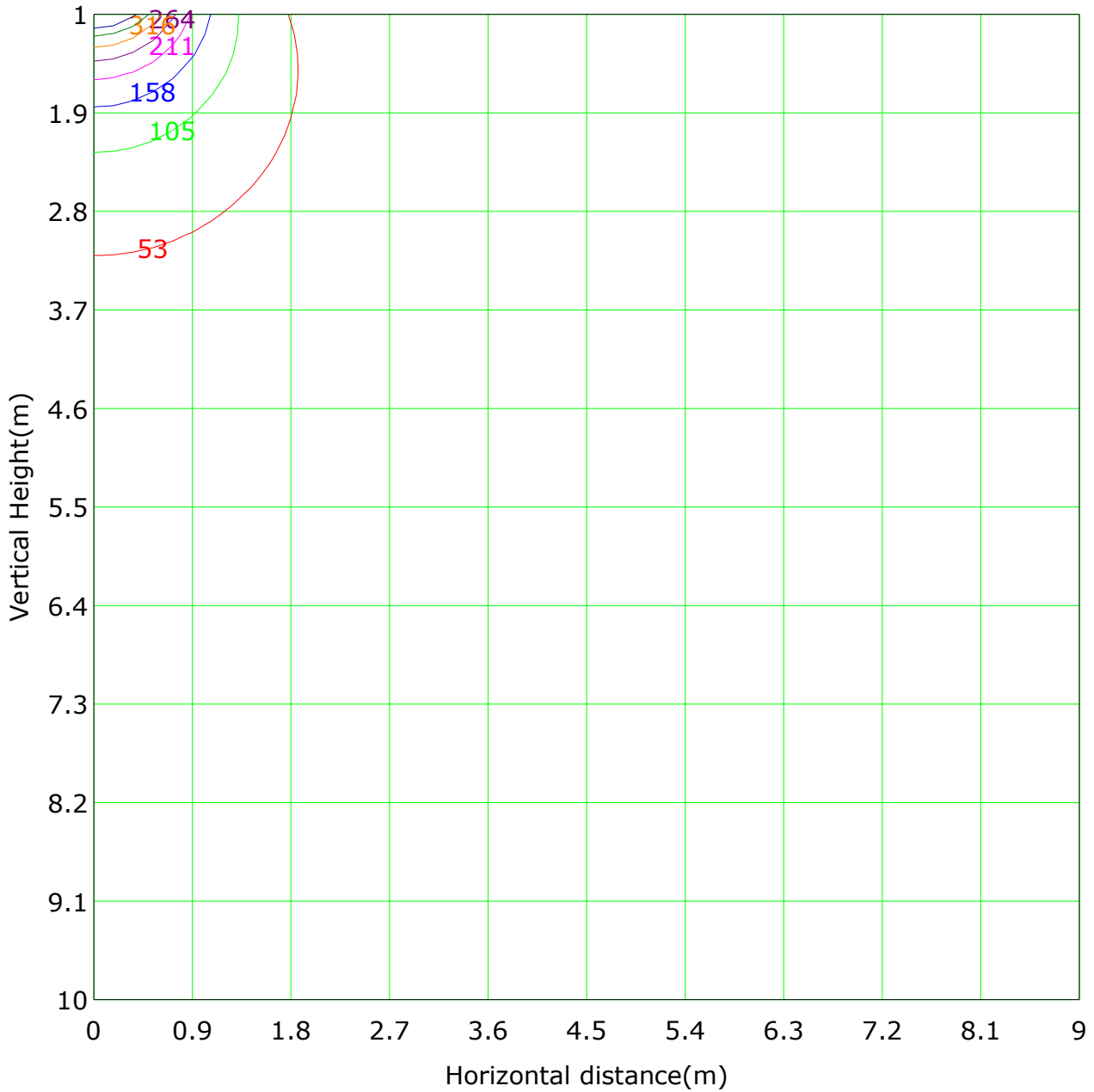
Illuminance at a Distance



C Plane (°):0.0-360.0: 90.0
 Test Lab: Inventfine instruments
 Test Type: TYPE C
 Temperature: 26
 Operator: Jacky

Gamma Plane (°):0.0-180.0:1.0
 Test Device: GPM-1800B
 Distance: 8.684 m [K=1.0000]
 Humidity: 65
 Inspector:

Vertical IsoLux Plot



Lowest(m): 1.0m	Highest(m): 10.0m	Max Lux: 527.1 lx
— (10%): 52.7 lx	— (20%): 105.4 lx	
— (30%): 158.1 lx	— (40%): 210.9 lx	
— (50%): 263.6 lx	— (60%): 316.3 lx	
— (70%): 369.0 lx	— (80%): 421.7 lx	

C Plane (°):0.0-360.0: 90.0
 Test Lab: Inventfine instruments
 Test Type: TYPE C
 Temperature: 26
 Operator: Jacky

Gamma Plane (°):0.0-180.0:1.0
 Test Device: GPM-1800B
 Distance: 8.684 m [K=1.0000]
 Humidity: 65
 Inspector:

Area Flux Table

Unit: lm

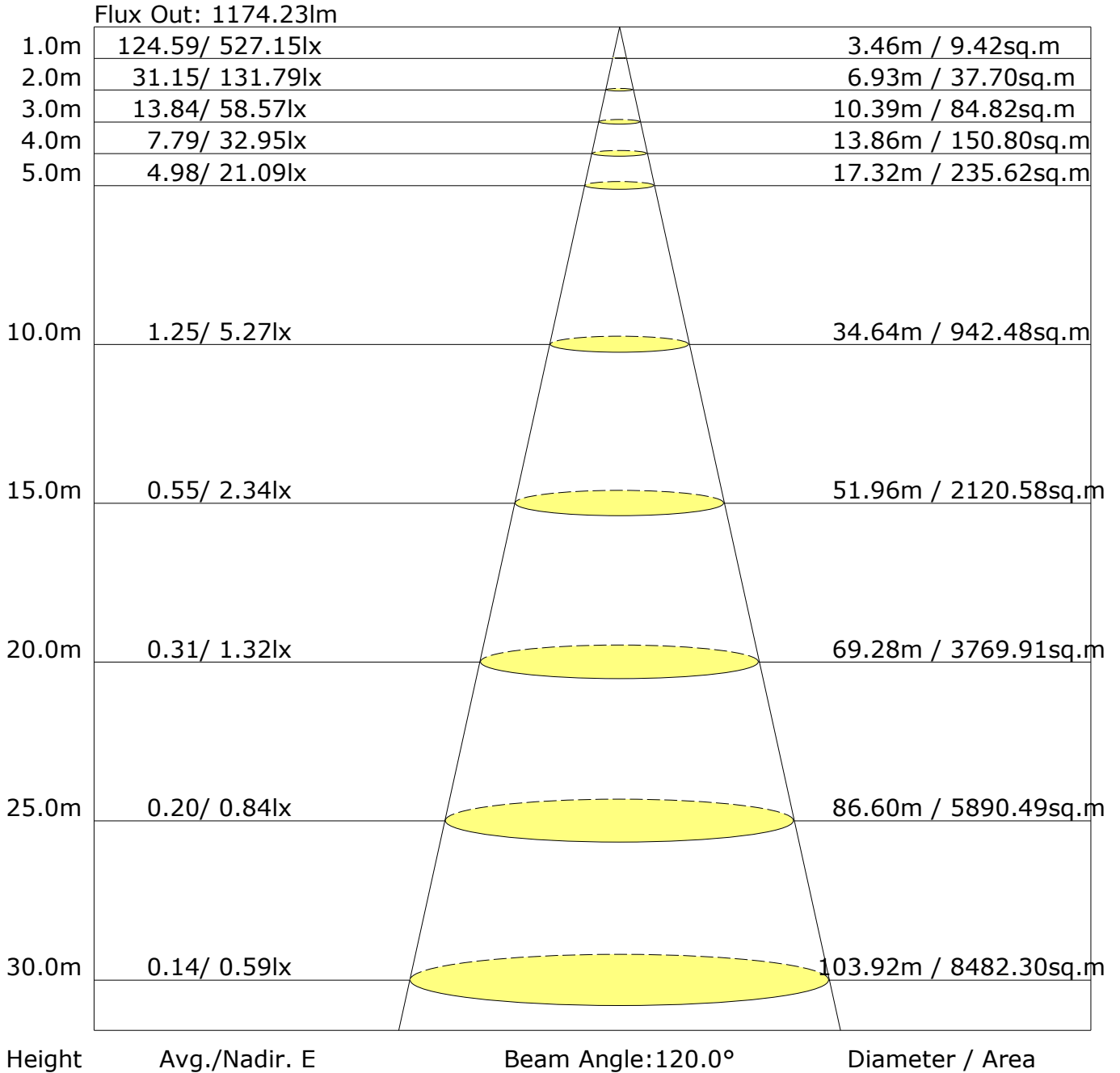
		Vertical plane																				
		-90	-80	-70	-60	-50	-40	-30	-20	-10	0	10	20	30	40	50	60	70	80	90		
Flux(E)	Flux(T)	0.0	0.0	0.0	0.1	0.1	0.1	0.1	0.2	0.2	0.2	0.2	0.2	0.2	0.2	0.2	0.2	0.2	0.2	0.3	2.3	0.0
0.0	0.4	0.0	0.0	0.1	0.5	1.1	2.0	3.0	3.9	4.6	4.9	5.0	4.6	4.0	3.1	2.2	1.3	0.6	0.1	0.0	41.1	39.8
3.9	5.8	0.0	0.0	0.1	0.5	1.1	2.0	3.0	3.9	4.6	4.9	5.0	4.6	4.0	3.1	2.2	1.3	0.6	0.1	0.0	17.6	12.1
19.7	21.0	0.0	0.1	0.5	1.1	2.0	3.0	3.9	4.6	4.9	5.0	4.6	4.0	3.1	2.2	1.3	0.6	0.1	0.0	0.0	65.1	64.5
44.0	45.3	0.0	0.1	0.5	1.1	2.0	3.0	3.9	4.6	4.9	5.0	4.6	4.0	3.1	2.2	1.3	0.6	0.1	0.0	0.0	87.5	87.2
74.2	75.4	0.0	0.1	0.5	1.1	2.0	3.0	3.9	4.6	4.9	5.0	4.6	4.0	3.1	2.2	1.3	0.6	0.1	0.0	0.0	106.9	106.6
105.8	107.0	0.0	0.1	0.5	1.1	2.0	3.0	3.9	4.6	4.9	5.0	4.6	4.0	3.1	2.2	1.3	0.6	0.1	0.0	0.0	121.9	121.6
134.0	135.3	0.0	0.1	0.5	1.1	2.0	3.0	3.9	4.6	4.9	5.0	4.6	4.0	3.1	2.2	1.3	0.6	0.1	0.0	0.0	132.0	131.8
155.4	156.5	0.0	0.1	0.5	1.1	2.0	3.0	3.9	4.6	4.9	5.0	4.6	4.0	3.1	2.2	1.3	0.6	0.1	0.0	0.0	137.3	137.2
166.9	168.1	0.0	0.1	0.5	1.1	2.0	3.0	3.9	4.6	4.9	5.0	4.6	4.0	3.1	2.2	1.3	0.6	0.1	0.0	0.0	137.6	137.4
167.2	168.4	0.0	0.1	0.5	1.1	2.0	3.0	3.9	4.6	4.9	5.0	4.6	4.0	3.1	2.2	1.3	0.6	0.1	0.0	0.0	132.9	132.7
156.4	157.6	0.0	0.1	0.5	1.1	2.0	3.0	3.9	4.6	4.9	5.0	4.6	4.0	3.1	2.2	1.3	0.6	0.1	0.0	0.0	123.4	123.2
135.8	137.0	0.0	0.1	0.5	1.1	2.0	3.0	3.9	4.6	4.9	5.0	4.6	4.0	3.1	2.2	1.3	0.6	0.1	0.0	0.0	109.2	108.9
108.1	109.3	0.0	0.1	0.5	1.1	2.0	3.0	3.9	4.6	4.9	5.0	4.6	4.0	3.1	2.2	1.3	0.6	0.1	0.0	0.0	90.5	90.2
76.9	78.1	0.0	0.1	0.5	1.1	2.0	3.0	3.9	4.6	4.9	5.0	4.6	4.0	3.1	2.2	1.3	0.6	0.1	0.0	0.0	68.7	68.1
46.7	48.0	0.0	0.1	0.5	1.1	2.0	3.0	3.9	4.6	4.9	5.0	4.6	4.0	3.1	2.2	1.3	0.6	0.1	0.0	0.0	44.9	43.8
21.9	23.2	0.0	0.1	0.5	1.1	2.0	3.0	3.9	4.6	4.9	5.0	4.6	4.0	3.1	2.2	1.3	0.6	0.1	0.0	0.0	21.3	17.0
5.3	7.0	0.0	0.1	0.5	1.1	2.0	3.0	3.9	4.6	4.9	5.0	4.6	4.0	3.1	2.2	1.3	0.6	0.1	0.0	0.0	3.6	0.0
0.0	0.6	0.0	0.1	0.5	1.1	2.0	3.0	3.9	4.6	4.9	5.0	4.6	4.0	3.1	2.2	1.3	0.6	0.1	0.0	0.0	1444	
0.0	0.4	0.0	0.1	0.5	1.1	2.0	3.0	3.9	4.6	4.9	5.0	4.6	4.0	3.1	2.2	1.3	0.6	0.1	0.0	0.0		1422

Horizontal plane

C Plane (°):0.0-360.0: 90.0
 Test Lab: Inventfine instruments
 Test Type: TYPE C
 Temperature: 26
 Operator: Jacky

Gamma Plane (°):0.0-180.0:1.0
 Test Device: GPM-1800B
 Distance: 8.684 m [K=1.0000]
 Humidity: 65
 Inspector:

The Average Illuminance Effective Figure



C Plane (°):0.0-360.0: 90.0
 Test Lab: Inventfine instruments
 Test Type: TYPE C
 Temperature: 26
 Operator: Jacky

Gamma Plane (°):0.0-180.0:1.0
 Test Device: GPM-1800B
 Distance: 8.684 m [K=1.0000]
 Humidity: 65
 Inspector:

UGR Table

Reflectance:										
Ceiling (cavity)	0.7	0.7	0.5	0.5	0.3	0.7	0.7	0.5	0.5	0.3
Wall	0.5	0.3	0.5	0.3	0.3	0.5	0.3	0.5	0.3	0.3
Reference plane	0.2	0.2	0.2	0.2	0.2	0.2	0.2	0.2	0.2	0.2
Room dimensions	Viewed crosswise					Viewed endwise				
X=2H Y=2H	21.7	23.0	22.0	23.3	23.6	21.6	22.9	21.9	23.2	23.5
3H	23.1	24.3	23.4	24.6	24.9	23.0	24.2	23.3	24.5	24.8
4H	23.6	24.7	24.0	25.1	25.4	23.4	24.6	23.8	24.9	25.2
6H	23.9	25.0	24.3	25.3	25.7	23.7	24.8	24.1	25.1	25.5
8H	24.0	25.0	24.4	25.3	25.7	23.7	24.7	24.1	25.1	25.5
12H	24.0	24.9	24.4	25.3	25.7	23.7	24.7	24.1	25.0	25.4
X=4H Y=2H	22.3	23.4	22.7	23.8	24.1	22.2	23.4	22.6	23.7	24.0
3H	23.9	24.9	24.3	25.2	25.6	23.8	24.8	24.2	25.1	25.5
4H	24.5	25.4	24.9	25.8	26.2	24.4	25.2	24.8	25.6	26.0
6H	24.9	25.7	25.3	26.1	26.5	24.7	25.5	25.2	25.9	26.3
8H	25.0	25.7	25.4	26.1	26.6	24.7	25.5	25.2	25.9	26.3
12H	25.0	25.6	25.5	26.1	26.6	24.7	25.4	25.2	25.8	26.3
X=8H Y=4H	24.7	25.4	25.2	25.9	26.3	24.6	25.3	25.1	25.7	26.2
6H	25.2	25.8	25.7	26.2	26.7	25.0	25.6	25.5	26.1	26.6
8H	25.3	25.8	25.8	26.3	26.8	25.1	25.6	25.6	26.1	26.6
12H	25.4	25.8	25.9	26.3	26.8	25.1	25.5	25.6	26.0	26.6
X=12H Y=4H	24.7	25.4	25.2	25.8	26.3	24.6	25.2	25.1	25.7	26.2
6H	25.2	25.7	25.7	26.2	26.7	25.0	25.5	25.5	26.0	26.5
8H	25.4	25.8	25.9	26.3	26.8	25.1	25.6	25.6	26.1	26.6
Variations with the observer position at spacings:										
S=1.0H	+0.2/-0.2					+0.2/-0.2				
S=1.5H	+0.3/-0.5					+0.4/-0.6				
S=2.0H	+0.6/-0.9					+0.6/-1.1				

Calculate in accordance with CIE Pub.117. The table is revised with 1470lm ($8\log(F/F_0) = 1.3$).

C Plane (°):0.0-360.0: 90.0
Test Lab: Inventfine instruments
Test Type: TYPE C
Temperature: 26
Operator: Jacky

Gamma Plane (°):0.0-180.0:1.0
Test Device: GPM-1800B
Distance: 8.684 m [K=1.0000]
Humidity: 65
Inspector:

Zonal Lumen

Gamma [°]	I _{mean} [cd]	Zonal Flux [lm]	Sum Zonal Flux [lm]	Rel Zonal Flux [%]	Sum Rel Zonal Flux [%]
0.0-1.0	527.1	0.5	0.5	0.03	0.03
1.0-2.0	526.9	1.5	2.0	0.10	0.14
2.0-3.0	526.4	2.5	4.5	0.17	0.31
3.0-4.0	525.8	3.5	8.1	0.24	0.55
4.0-5.0	525.0	4.5	12.6	0.31	0.86
5.0-6.0	524.0	5.5	18.1	0.37	1.23
6.0-7.0	522.9	6.5	24.6	0.44	1.67
7.0-8.0	521.6	7.5	32.0	0.51	2.18
8.0-9.0	520.1	8.4	40.5	0.57	2.75
9.0-10.0	518.4	9.4	49.8	0.64	3.39
10.0-11.0	516.6	10.3	60.2	0.70	4.09
11.0-12.0	514.6	11.2	71.4	0.77	4.86
12.0-13.0	512.3	12.2	83.6	0.83	5.69
13.0-14.0	510.0	13.1	96.6	0.89	6.58
14.0-15.0	507.4	13.9	110.6	0.95	7.52
15.0-16.0	504.6	14.8	125.4	1.01	8.53
16.0-17.0	501.8	15.6	141.0	1.06	9.59
17.0-18.0	498.7	16.4	157.4	1.12	10.71
18.0-19.0	495.4	17.2	174.7	1.17	11.88
19.0-20.0	492.0	18.0	192.7	1.23	13.11
20.0-21.0	488.5	18.8	211.4	1.28	14.39
21.0-22.0	484.7	19.5	230.9	1.33	15.71
22.0-23.0	480.8	20.2	251.1	1.37	17.09
23.0-24.0	476.8	20.8	271.9	1.42	18.50
24.0-25.0	472.5	21.5	293.4	1.46	19.97
25.0-26.0	468.1	22.1	315.5	1.50	21.47
26.0-27.0	463.6	22.7	338.2	1.54	23.01
27.0-28.0	458.8	23.2	361.5	1.58	24.59
28.0-29.0	453.9	23.8	385.2	1.62	26.21
29.0-30.0	448.9	24.2	409.4	1.65	27.86
30.0-31.0	443.6	24.7	434.1	1.68	29.54
31.0-32.0	438.2	25.1	459.2	1.71	31.25
32.0-33.0	432.7	25.5	484.7	1.73	32.98
33.0-34.0	427.2	25.9	510.6	1.76	34.74
34.0-35.0	421.4	26.2	536.8	1.78	36.52
35.0-36.0	415.3	26.4	563.2	1.80	38.32

C Plane (°):0.0-360.0: 90.0
 Test Lab: Inventfine instruments
 Test Type: TYPE C
 Temperature: 26
 Operator: Jacky

Gamma Plane (°):0.0-180.0:1.0
 Test Device: GPM-1800B
 Distance: 8.684 m [K=1.0000]
 Humidity: 65
 Inspector:

Zonal Lumen (Continue 1)

Gamma [°]	I _{mean} [cd]	Zonal Flux [lm]	Sum Zonal Flux [lm]	Rel Zonal Flux [%]	Sum Rel Zonal Flux [%]
36.0-37.0	409.0	26.7	589.9	1.82	40.14
37.0-38.0	402.6	26.9	616.8	1.83	41.97
38.0-39.0	395.8	27.0	643.8	1.84	43.81
39.0-40.0	388.8	27.1	670.9	1.85	45.65
40.0-41.0	381.5	27.2	698.1	1.85	47.50
41.0-42.0	374.3	27.2	725.3	1.85	49.35
42.0-43.0	366.9	27.2	752.5	1.85	51.20
43.0-44.0	359.2	27.1	779.6	1.84	53.04
44.0-45.0	351.4	27.0	806.6	1.84	54.88
45.0-46.0	343.6	26.9	833.5	1.83	56.71
46.0-47.0	335.5	26.7	860.2	1.82	58.53
47.0-48.0	327.4	26.5	886.6	1.80	60.33
48.0-49.0	319.2	26.2	912.8	1.78	62.11
49.0-50.0	311.0	25.9	938.8	1.76	63.88
50.0-51.0	302.6	25.6	964.4	1.74	65.62
51.0-52.0	294.1	25.2	989.6	1.72	67.34
52.0-53.0	285.4	24.8	1014.4	1.69	69.03
53.0-54.0	276.8	24.4	1038.8	1.66	70.69
54.0-55.0	268.2	23.9	1062.8	1.63	72.32
55.0-56.0	259.3	23.4	1086.2	1.59	73.91
56.0-57.0	250.3	22.9	1109.1	1.56	75.47
57.0-58.0	241.3	22.3	1131.4	1.52	76.99
58.0-59.0	232.3	21.7	1153.2	1.48	78.46
59.0-60.0	223.1	21.1	1174.2	1.43	79.90
60.0-61.0	213.9	20.4	1194.7	1.39	81.29
61.0-62.0	204.8	19.7	1214.4	1.34	82.63
62.0-63.0	195.5	19.0	1233.4	1.29	83.92
63.0-64.0	186.2	18.3	1251.7	1.24	85.17
64.0-65.0	177.0	17.5	1269.2	1.19	86.36
65.0-66.0	167.8	16.7	1285.9	1.14	87.50
66.0-67.0	158.5	15.9	1301.9	1.08	88.58
67.0-68.0	149.3	15.1	1317.0	1.03	89.61
68.0-69.0	139.9	14.3	1331.3	0.97	90.58
69.0-70.0	130.5	13.4	1344.7	0.91	91.50
70.0-71.0	121.4	12.5	1357.2	0.85	92.35
71.0-72.0	112.5	11.7	1368.9	0.80	93.15

C Plane (°):0.0-360.0: 90.0
 Test Lab: Inventfine instruments
 Test Type: TYPE C
 Temperature: 26
 Operator: Jacky

Gamma Plane (°):0.0-180.0:1.0
 Test Device: GPM-1800B
 Distance: 8.684 m [K=1.0000]
 Humidity: 65
 Inspector:

Zonal Lumen (Continue 2)

Gamma [°]	Imean [cd]	Zonal Flux [lm]	Sum Zonal Flux [lm]	Rel Zonal Flux [%]	Sum Rel Zonal Flux [%]
72.0-73.0	103.4	10.8	1379.8	0.74	93.88
73.0-74.0	94.3	9.9	1389.7	0.67	94.56
74.0-75.0	85.6	9.0	1398.7	0.62	95.17
75.0-76.0	76.8	8.2	1406.9	0.55	95.73
76.0-77.0	67.9	7.2	1414.1	0.49	96.22
77.0-78.0	59.4	6.4	1420.5	0.43	96.65
78.0-79.0	50.9	5.5	1426.0	0.37	97.03
79.0-80.0	42.4	4.6	1430.5	0.31	97.34
80.0-81.0	34.2	3.7	1434.2	0.25	97.59
81.0-82.0	26.1	2.8	1437.1	0.19	97.78
82.0-83.0	18.9	2.1	1439.1	0.14	97.92
83.0-84.0	13.0	1.4	1440.5	0.10	98.02
84.0-85.0	8.9	1.0	1441.5	0.07	98.08
85.0-86.0	6.7	0.7	1442.2	0.05	98.13
86.0-87.0	5.6	0.6	1442.8	0.04	98.18
87.0-88.0	4.6	0.5	1443.3	0.03	98.21
88.0-89.0	3.7	0.4	1443.8	0.03	98.24
89.0-90.0	3.1	0.3	1444.1	0.02	98.26
90.0-91.0	2.9	0.3	1444.4	0.02	98.28
91.0-92.0	2.9	0.3	1444.7	0.02	98.30
92.0-93.0	3.0	0.3	1445.1	0.02	98.33
93.0-94.0	3.0	0.3	1445.4	0.02	98.35
94.0-95.0	3.1	0.3	1445.7	0.02	98.37
95.0-96.0	3.1	0.3	1446.1	0.02	98.39
96.0-97.0	3.1	0.3	1446.4	0.02	98.42
97.0-98.0	3.1	0.3	1446.7	0.02	98.44
98.0-99.0	3.1	0.3	1447.1	0.02	98.46
99.0-100.0	3.1	0.3	1447.4	0.02	98.49
100.0-101.0	3.1	0.3	1447.7	0.02	98.51
101.0-102.0	3.1	0.3	1448.1	0.02	98.53
102.0-103.0	3.1	0.3	1448.4	0.02	98.55
103.0-104.0	3.1	0.3	1448.7	0.02	98.57
104.0-105.0	3.1	0.3	1449.0	0.02	98.60
105.0-106.0	3.1	0.3	1449.4	0.02	98.62
106.0-107.0	3.2	0.3	1449.7	0.02	98.64
107.0-108.0	3.2	0.3	1450.0	0.02	98.66

C Plane (°):0.0-360.0: 90.0
 Test Lab: Inventfine instruments
 Test Type: TYPE C
 Temperature: 26
 Operator: Jacky

Gamma Plane (°):0.0-180.0:1.0
 Test Device: GPM-1800B
 Distance: 8.684 m [K=1.0000]
 Humidity: 65
 Inspector:

Zonal Lumen (Continue 3)

Gamma [°]	I _{mean} [cd]	Zonal Flux [lm]	Sum Zonal Flux [lm]	Rel Zonal Flux [%]	Sum Rel Zonal Flux [%]
108.0-109.0	3.2	0.3	1450.4	0.02	98.69
109.0-110.0	3.2	0.3	1450.7	0.02	98.71
110.0-111.0	3.3	0.3	1451.0	0.02	98.73
111.0-112.0	3.3	0.3	1451.4	0.02	98.76
112.0-113.0	3.4	0.3	1451.7	0.02	98.78
113.0-114.0	3.4	0.3	1452.1	0.02	98.80
114.0-115.0	3.5	0.3	1452.4	0.02	98.83
115.0-116.0	3.5	0.3	1452.8	0.02	98.85
116.0-117.0	3.6	0.4	1453.1	0.02	98.87
117.0-118.0	3.6	0.4	1453.5	0.02	98.90
118.0-119.0	3.7	0.4	1453.8	0.02	98.92
119.0-120.0	3.7	0.4	1454.2	0.02	98.95
120.0-121.0	3.8	0.4	1454.5	0.02	98.97
121.0-122.0	3.8	0.4	1454.9	0.02	98.99
122.0-123.0	3.9	0.4	1455.2	0.02	99.02
123.0-124.0	3.9	0.4	1455.6	0.02	99.04
124.0-125.0	4.0	0.4	1456.0	0.02	99.07
125.0-126.0	4.0	0.4	1456.3	0.02	99.09
126.0-127.0	4.1	0.4	1456.7	0.02	99.12
127.0-128.0	4.1	0.4	1457.0	0.02	99.14
128.0-129.0	4.2	0.4	1457.4	0.02	99.16
129.0-130.0	4.2	0.4	1457.7	0.02	99.19
130.0-131.0	4.3	0.4	1458.1	0.02	99.21
131.0-132.0	4.3	0.4	1458.5	0.02	99.24
132.0-133.0	4.4	0.4	1458.8	0.02	99.26
133.0-134.0	4.5	0.4	1459.2	0.02	99.29
134.0-135.0	4.5	0.4	1459.5	0.02	99.31
135.0-136.0	4.6	0.4	1459.9	0.02	99.33
136.0-137.0	4.6	0.4	1460.2	0.02	99.36
137.0-138.0	4.7	0.3	1460.6	0.02	99.38
138.0-139.0	4.8	0.3	1460.9	0.02	99.40
139.0-140.0	4.8	0.3	1461.3	0.02	99.43
140.0-141.0	4.8	0.3	1461.6	0.02	99.45
141.0-142.0	4.9	0.3	1461.9	0.02	99.47
142.0-143.0	5.0	0.3	1462.3	0.02	99.50
143.0-144.0	5.0	0.3	1462.6	0.02	99.52

C Plane (°):0.0-360.0: 90.0
 Test Lab: Inventfine instruments
 Test Type: TYPE C
 Temperature: 26
 Operator: Jacky

Gamma Plane (°):0.0-180.0:1.0
 Test Device: GPM-1800B
 Distance: 8.684 m [K=1.0000]
 Humidity: 65
 Inspector:

Zonal Lumen (Continue 4)

Gamma [°]	I _{mean} [cd]	Zonal Flux [lm]	Sum Zonal Flux [lm]	Rel Zonal Flux [%]	Sum Rel Zonal Flux [%]
144.0-145.0	5.1	0.3	1462.9	0.02	99.54
145.0-146.0	5.1	0.3	1463.2	0.02	99.56
146.0-147.0	5.2	0.3	1463.5	0.02	99.58
147.0-148.0	5.3	0.3	1463.9	0.02	99.61
148.0-149.0	5.3	0.3	1464.2	0.02	99.63
149.0-150.0	5.4	0.3	1464.5	0.02	99.65
150.0-151.0	5.5	0.3	1464.8	0.02	99.67
151.0-152.0	5.5	0.3	1465.0	0.02	99.69
152.0-153.0	5.6	0.3	1465.3	0.02	99.71
153.0-154.0	5.6	0.3	1465.6	0.02	99.72
154.0-155.0	5.7	0.3	1465.9	0.02	99.74
155.0-156.0	5.8	0.3	1466.1	0.02	99.76
156.0-157.0	5.8	0.3	1466.4	0.02	99.78
157.0-158.0	5.9	0.2	1466.6	0.02	99.79
158.0-159.0	6.0	0.2	1466.9	0.02	99.81
159.0-160.0	6.0	0.2	1467.1	0.02	99.83
160.0-161.0	6.1	0.2	1467.3	0.02	99.84
161.0-162.0	6.2	0.2	1467.5	0.01	99.86
162.0-163.0	6.2	0.2	1467.8	0.01	99.87
163.0-164.0	6.3	0.2	1468.0	0.01	99.88
164.0-165.0	6.4	0.2	1468.1	0.01	99.90
165.0-166.0	6.5	0.2	1468.3	0.01	99.91
166.0-167.0	6.5	0.2	1468.5	0.01	99.92
167.0-168.0	6.6	0.2	1468.6	0.01	99.93
168.0-169.0	6.7	0.1	1468.8	0.01	99.94
169.0-170.0	6.9	0.1	1468.9	0.01	99.95
170.0-171.0	7.0	0.1	1469.1	0.01	99.96
171.0-172.0	7.2	0.1	1469.2	0.01	99.97
172.0-173.0	7.3	0.1	1469.3	0.01	99.97
173.0-174.0	7.6	0.1	1469.4	0.01	99.98
174.0-175.0	7.9	0.1	1469.5	0.01	99.99
175.0-176.0	8.3	0.1	1469.5	0.00	99.99
176.0-177.0	8.8	0.1	1469.6	0.00	99.99
177.0-178.0	9.2	0.0	1469.6	0.00	100.00
178.0-179.0	9.5	0.0	1469.7	0.00	100.00
179.0-180.0	9.7	0.0	1469.7	0.00	100.00

C Plane (°):0.0-360.0: 90.0
 Test Lab: Inventfine instruments
 Test Type: TYPE C
 Temperature: 26
 Operator: Jacky

Gamma Plane (°):0.0-180.0:1.0
 Test Device: GPM-1800B
 Distance: 8.684 m [K=1.0000]
 Humidity: 65
 Inspector:

Zonal Lumen (Continue 5)

cone flux(90°): 806.59 lm

%lum = 54.9%

%lamp = 54.9%

cone flux(120°): 1174.23 lm

%lum = 79.9%

%lamp = 79.9%

Candlepower Table

Unit: cd

G\C	C0.0	C90.0	C180.0	C270.0	C360.0					
G0.0	527.1	527.1	527.1	527.1	527.1					
G1.0	527.0	527.2	527.1	527.0	527.0					
G2.0	526.7	526.9	526.6	526.5	526.7					
G3.0	526.2	526.5	526.1	525.8	526.2					
G4.0	525.6	526.0	525.3	525.0	525.6					
G5.0	524.8	525.2	524.2	524.0	524.8					
G6.0	523.9	524.2	523.0	522.9	523.9					
G7.0	522.7	523.3	521.6	521.4	522.7					
G8.0	521.4	522.1	520.1	519.9	521.4					
G9.0	520.0	520.6	518.4	518.1	520.0					
G10.0	518.2	519.1	516.6	516.2	518.2					
G11.0	516.4	517.3	514.7	514.2	516.4					
G12.0	514.2	515.2	512.3	512.0	514.2					
G13.0	512.1	513.1	510.0	509.5	512.1					
G14.0	509.7	510.9	507.6	507.0	509.7					
G15.0	507.2	508.2	504.7	504.0	507.2					
G16.0	504.3	505.6	501.8	501.1	504.3					
G17.0	501.4	502.9	498.9	498.2	501.4					
G18.0	498.3	499.9	495.3	494.7	498.3					
G19.0	494.9	496.6	492.0	491.4	494.9					
G20.0	491.6	493.4	488.5	487.8	491.6					
G21.0	488.0	490.1	484.4	484.1	488.0					
G22.0	484.0	486.2	480.6	480.0	484.0					
G23.0	480.2	482.6	476.6	476.0	480.2					
G24.0	476.2	478.3	472.5	471.9	476.2					
G25.0	472.2	474.2	467.7	467.2	472.2					
G26.0	467.8	470.0	463.2	462.7	467.8					
G27.0	462.9	465.6	458.6	458.0	462.9					
G28.0	458.2	461.0	453.4	452.8	458.2					
G29.0	453.3	456.2	448.4	447.9	453.3					
G30.0	448.3	450.9	443.2	442.7	448.3					
G31.0	443.2	445.9	438.0	436.9	443.2					
G32.0	437.6	440.8	432.1	431.5	437.6					
G33.0	432.3	435.1	426.5	425.8	432.3					
G34.0	426.9	429.7	420.7	420.1	426.9					
G35.0	420.7	424.1	414.9	414.1	420.7					
G36.0	415.0	417.8	408.8	407.2	415.0					

C Plane (°):0.0-360.0: 90.0
 Test Lab: Inventfine instruments
 Test Type: TYPE C
 Temperature: 26
 Operator: Jacky

Gamma Plane (°):0.0-180.0:1.0
 Test Device: GPM-1800B
 Distance: 8.684 m [K=1.0000]
 Humidity: 65
 Inspector:

Candlepower Table (Continue 1)

Unit: cd

G\C	C0.0	C90.0	C180.0	C270.0	C360.0					
G37.0	408.9	411.8	402.3	400.6	408.9					
G38.0	402.5	405.5	395.2	394.0	402.5					
G39.0	396.0	399.0	388.3	386.3	396.0					
G40.0	388.6	391.5	381.2	379.2	388.6					
G41.0	381.7	384.6	373.5	372.1	381.7					
G42.0	374.6	377.5	366.0	364.6	374.6					
G43.0	367.3	370.1	358.5	356.3	367.3					
G44.0	359.3	362.2	350.9	348.7	359.3					
G45.0	351.9	354.7	342.4	340.9	351.9					
G46.0	344.4	347.2	334.6	332.4	344.4					
G47.0	335.9	338.7	326.7	324.4	335.9					
G48.0	328.1	330.8	317.9	316.4	328.1					
G49.0	320.2	323.0	309.8	307.5	320.2					
G50.0	312.2	314.8	301.6	299.3	312.2					
G51.0	303.2	306.6	292.5	291.0	303.2					
G52.0	295.0	297.6	284.1	282.6	295.0					
G53.0	286.7	289.3	274.8	273.4	286.7					
G54.0	278.4	280.9	266.2	264.6	278.4					
G55.0	269.1	272.5	257.6	256.0	269.1					
G56.0	260.6	263.2	248.8	246.4	260.6					
G57.0	252.1	254.5	239.1	237.6	252.1					
G58.0	242.5	245.9	230.2	228.8	242.5					
G59.0	233.8	237.1	221.3	218.9	233.8					
G60.0	225.0	227.5	211.4	210.0	225.0					
G61.0	215.3	218.6	202.5	201.1	215.3					
G62.0	206.4	209.7	193.6	191.3	206.4					
G63.0	197.5	199.9	183.7	182.3	197.5					
G64.0	187.6	190.9	174.7	173.2	187.6					
G65.0	178.6	181.9	165.7	163.4	178.6					
G66.0	169.6	172.9	155.6	154.3	169.6					
G67.0	160.6	163.1	146.6	145.3	160.6					
G68.0	150.8	154.1	137.6	136.2	150.8					
G69.0	141.8	145.2	127.6	126.3	141.8					
G70.0	132.0	135.4	118.7	117.3	132.0					
G71.0	123.1	126.5	109.7	108.4	123.1					
G72.0	114.2	117.7	101.0	99.6	114.2					
G73.0	105.4	108.1	91.5	90.0	105.4					

C Plane (°):0.0-360.0: 90.0
 Test Lab: Inventfine instruments
 Test Type: TYPE C
 Temperature: 26
 Operator: Jacky

Gamma Plane (°):0.0-180.0:1.0
 Test Device: GPM-1800B
 Distance: 8.684 m [K=1.0000]
 Humidity: 65
 Inspector:

Candlepower Table (Continue 2)

Unit: cd

G\C	C0.0	C90.0	C180.0	C270.0	C360.0					
G74.0	95.8	99.4	82.9	81.4	95.8					
G75.0	87.2	90.8	74.5	72.9	87.2					
G76.0	78.7	81.3	65.3	63.6	78.7					
G77.0	69.4	72.7	57.3	55.1	69.4					
G78.0	61.2	64.0	49.3	46.4	61.2					
G79.0	53.2	54.4	40.8	37.9	53.2					
G80.0	45.4	45.7	33.3	28.6	45.4					
G81.0	36.9	37.2	25.9	20.3	36.9					
G82.0	29.5	28.1	19.0	12.2	29.5					
G83.0	22.3	20.1	12.5	7.7	22.3					
G84.0	14.8	12.5	8.0	6.4	14.8					
G85.0	9.3	7.8	7.1	5.0	9.3					
G86.0	8.4	6.6	6.0	3.8	8.4					
G87.0	7.3	5.3	4.9	2.6	7.3					
G88.0	6.2	4.2	3.9	2.0	6.2					
G89.0	5.0	3.1	3.0	2.1	5.0					
G90.0	4.0	2.4	3.0	2.2	4.0					
G91.0	3.6	2.5	3.1	2.3	3.6					
G92.0	3.6	2.5	3.3	2.4	3.6					
G93.0	3.6	2.6	3.4	2.5	3.6					
G94.0	3.6	2.6	3.4	2.6	3.6					
G95.0	3.6	2.6	3.5	2.6	3.6					
G96.0	3.6	2.6	3.5	2.7	3.6					
G97.0	3.5	2.6	3.5	2.7	3.5					
G98.0	3.5	2.5	3.5	2.7	3.5					
G99.0	3.5	2.6	3.5	2.7	3.5					
G100.0	3.4	2.7	3.5	2.7	3.4					
G101.0	3.5	2.7	3.4	2.7	3.5					
G102.0	3.4	2.7	3.4	2.8	3.4					
G103.0	3.4	2.7	3.4	2.8	3.4					
G104.0	3.5	2.7	3.4	2.8	3.5					
G105.0	3.5	2.8	3.4	2.8	3.5					
G106.0	3.5	2.8	3.4	2.8	3.5					
G107.0	3.5	2.9	3.4	2.9	3.5					
G108.0	3.5	2.9	3.4	2.9	3.5					
G109.0	3.6	2.9	3.4	2.9	3.6					
G110.0	3.7	3.0	3.5	3.0	3.7					

C Plane (°):0.0-360.0: 90.0
 Test Lab: Inventfine instruments
 Test Type: TYPE C
 Temperature: 26
 Operator: Jacky

Gamma Plane (°):0.0-180.0:1.0
 Test Device: GPM-1800B
 Distance: 8.684 m [K=1.0000]
 Humidity: 65
 Inspector:

Candlepower Table (Continue 3)

Unit: cd

G\C	C0.0	C90.0	C180.0	C270.0	C360.0					
G111.0	3.7	3.0	3.5	3.0	3.7					
G112.0	3.7	3.1	3.5	3.1	3.7					
G113.0	3.7	3.2	3.6	3.1	3.7					
G114.0	3.8	3.2	3.6	3.2	3.8					
G115.0	3.9	3.3	3.7	3.2	3.9					
G116.0	3.9	3.3	3.7	3.3	3.9					
G117.0	3.9	3.4	3.8	3.3	3.9					
G118.0	4.0	3.4	3.8	3.4	4.0					
G119.0	4.0	3.5	3.9	3.4	4.0					
G120.0	4.0	3.5	3.8	3.5	4.0					
G121.0	4.1	3.6	3.9	3.5	4.1					
G122.0	4.1	3.7	4.0	3.6	4.1					
G123.0	4.2	3.7	4.1	3.6	4.2					
G124.0	4.2	3.9	4.1	3.7	4.2					
G125.0	4.3	3.9	4.1	3.7	4.3					
G126.0	4.3	3.9	4.2	3.8	4.3					
G127.0	4.4	4.0	4.2	3.8	4.4					
G128.0	4.4	4.0	4.3	3.9	4.4					
G129.0	4.5	4.0	4.3	4.0	4.5					
G130.0	4.5	4.1	4.3	4.0	4.5					
G131.0	4.6	4.2	4.4	4.1	4.6					
G132.0	4.6	4.2	4.4	4.2	4.6					
G133.0	4.7	4.3	4.5	4.2	4.7					
G134.0	4.7	4.4	4.5	4.3	4.7					
G135.0	4.8	4.4	4.6	4.4	4.8					
G136.0	4.8	4.5	4.7	4.4	4.8					
G137.0	4.9	4.5	4.8	4.5	4.9					
G138.0	4.9	4.6	4.8	4.6	4.9					
G139.0	4.9	4.7	4.9	4.6	4.9					
G140.0	5.0	4.7	4.9	4.7	5.0					
G141.0	5.0	4.8	4.9	4.7	5.0					
G142.0	5.1	4.9	5.0	4.8	5.1					
G143.0	5.2	4.9	5.0	4.9	5.2					
G144.0	5.3	5.0	5.1	4.9	5.3					
G145.0	5.3	5.0	5.1	5.0	5.3					
G146.0	5.3	5.1	5.2	5.1	5.3					
G147.0	5.4	5.2	5.2	5.1	5.4					

C Plane (°):0.0-360.0: 90.0
 Test Lab: Inventfine instruments
 Test Type: TYPE C
 Temperature: 26
 Operator: Jacky

Gamma Plane (°):0.0-180.0:1.0
 Test Device: GPM-1800B
 Distance: 8.684 m [K=1.0000]
 Humidity: 65
 Inspector:

Candlepower Table (Continue 4)

Unit: cd

G\C	C0.0	C90.0	C180.0	C270.0	C360.0					
G148.0	5.4	5.2	5.3	5.2	5.4					
G149.0	5.5	5.3	5.4	5.3	5.5					
G150.0	5.6	5.4	5.5	5.3	5.6					
G151.0	5.6	5.4	5.5	5.4	5.6					
G152.0	5.7	5.5	5.6	5.4	5.7					
G153.0	5.8	5.5	5.7	5.5	5.8					
G154.0	5.8	5.6	5.7	5.5	5.8					
G155.0	5.9	5.6	5.8	5.6	5.9					
G156.0	5.9	5.7	5.9	5.7	5.9					
G157.0	6.0	5.8	6.0	5.8	6.0					
G158.0	6.1	5.8	6.0	5.8	6.1					
G159.0	6.2	5.9	6.1	5.8	6.2					
G160.0	6.2	6.0	6.1	6.0	6.2					
G161.0	6.3	6.0	6.2	6.0	6.3					
G162.0	6.4	6.1	6.3	6.0	6.4					
G163.0	6.5	6.1	6.4	6.1	6.5					
G164.0	6.6	6.2	6.5	6.2	6.6					
G165.0	6.7	6.2	6.6	6.2	6.7					
G166.0	6.8	6.3	6.6	6.2	6.8					
G167.0	6.9	6.4	6.7	6.4	6.9					
G168.0	7.0	6.5	6.8	6.4	7.0					
G169.0	7.2	6.6	6.9	6.5	7.2					
G170.0	7.4	6.7	7.0	6.6	7.4					
G171.0	7.6	6.9	7.2	6.8	7.6					
G172.0	7.8	7.1	7.2	6.9	7.8					
G173.0	8.0	7.3	7.5	7.0	8.0					
G174.0	8.3	7.7	7.7	7.2	8.3					
G175.0	8.6	8.3	7.9	7.5	8.6					
G176.0	9.0	9.0	8.2	8.0	9.0					
G177.0	9.4	9.4	8.5	8.6	9.4					
G178.0	9.6	9.9	8.7	9.2	9.6					
G179.0	9.6	10.3	9.2	9.6	9.6					
G180.0	9.5	10.1	9.5	10.1	9.5					

C Plane (°):0.0-360.0: 90.0
 Test Lab: Inventfine instruments
 Test Type: TYPE C
 Temperature: 26
 Operator: Jacky

Gamma Plane (°):0.0-180.0:1.0
 Test Device: GPM-1800B
 Distance: 8.684 m [K=1.0000]
 Humidity: 65
 Inspector: