

Report No.: TH-5072A

Test Time: 2024/10/12 09:33

Luminaire Property

Luminaire Manufacturer: NORDECOR
Luminaire Category: 4198
Lamp Catalog:
Number of Lamps:
Luminous Length (mm): -145
Luminous Height (mm):
Current: 0.101 A
Power Factor: 0.520

Luminaire Description: 12W 黑圆
Lamp Description:
Lumens per Lamp:
Luminous Width (mm): -145
Voltage: 220.3 V
Power: 11.67 W


Photometric Results

CIE Class: Direct
Measurement Flux: 863.5 lm
Downward Ratio: 98%
Horizontal Diffuse Angle(50%): H108.4
Vertical Diffuse Angle(50%): V109
Luminaire Efficacy Rating (LER): 74.04
Max. Intensity: 320.12 cd
S/MH(C0/C180): 1.26

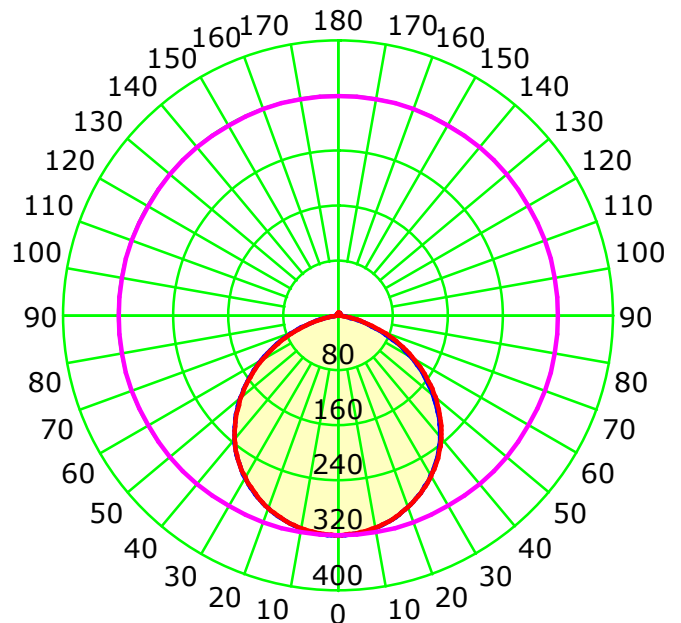
Total Rated Lamp Lumens: 863.5 lm
Efficiency: 100%
Upward Ratio: 2%

C0r0 Intensity: 320.1 cd
Pos of Max. Intensity: H180 V1
S/MH(C90/C270): 1.26

Picture Of Luminaire



Luminous Intensity Distribution Curve



Unit: cd

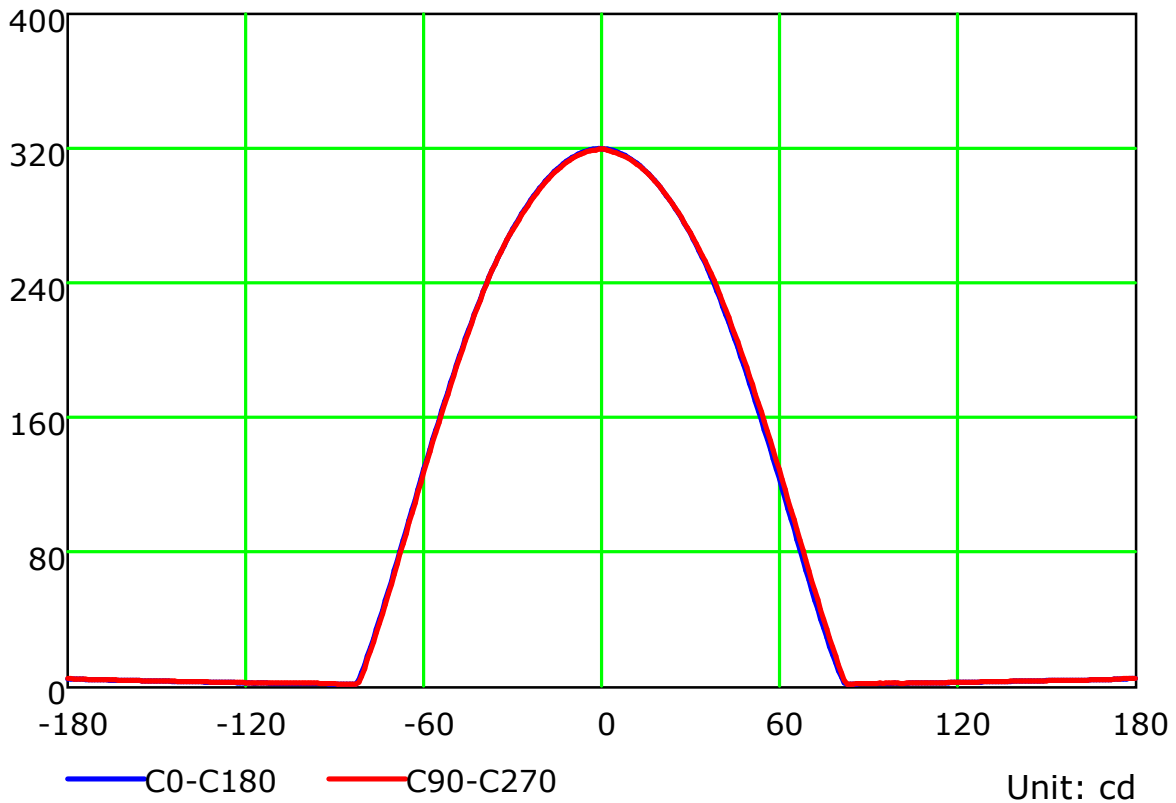
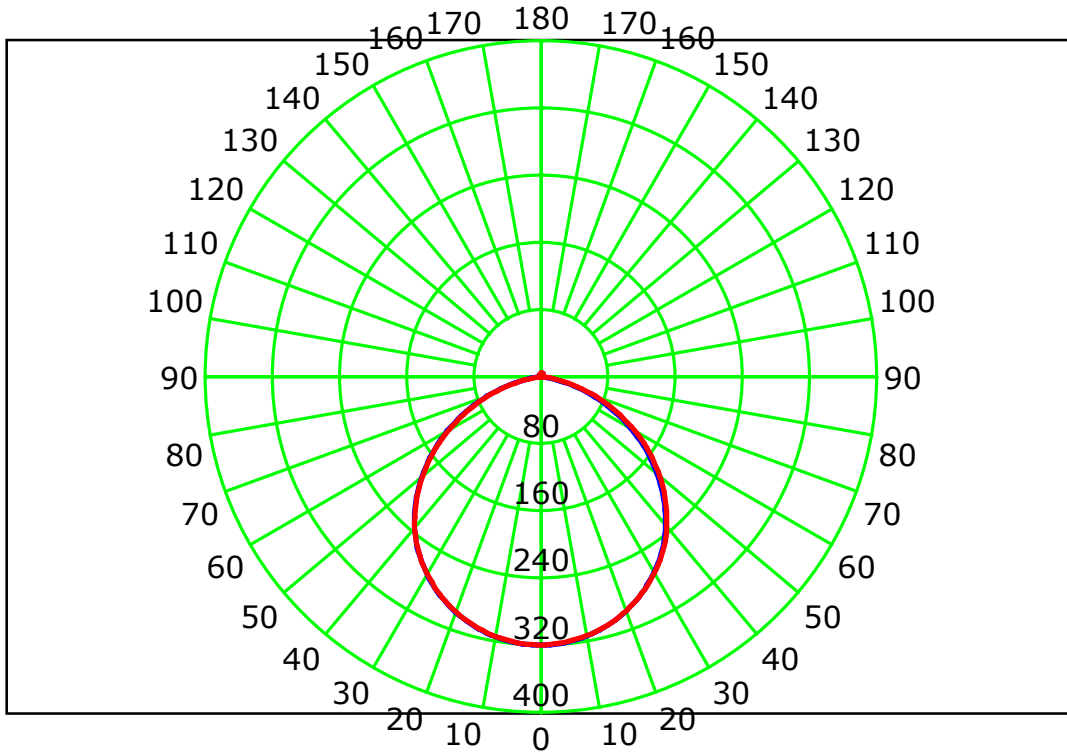
Average Diffuse Angle(50%): 108.7°

— C0-C180 — C90-C270 — G1

C Plane (°):0.0-360.0: 90.0
Test Lab: Inventfine instruments
Test Type: TYPE C
Temperature: 26
Operator: Jacky

Gamma Plane (°):0.0-180.0:1.0
Test Device: GPM-1800B
Distance: 8.684 m [K=1.0000]
Humidity: 65
Inspector:

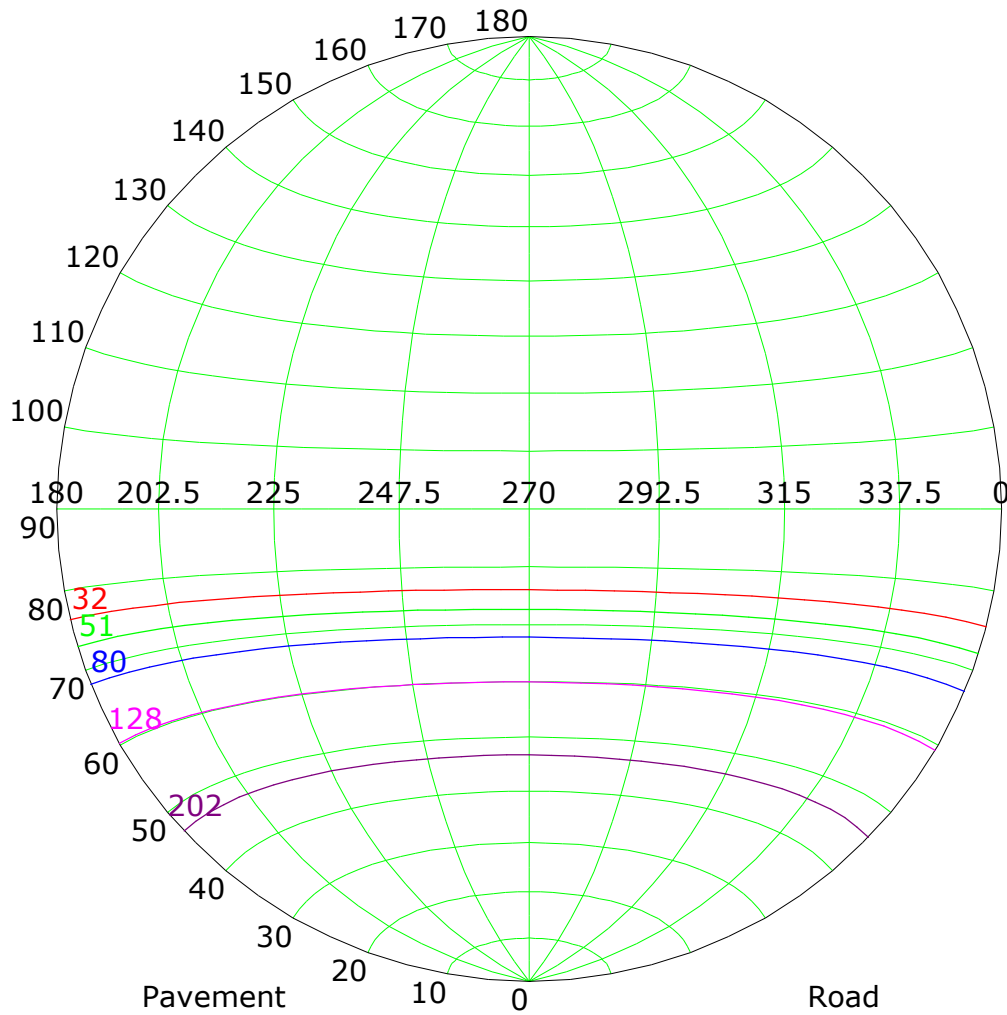
Luminous Intensity Distribution Curve



C Plane (°):0.0-360.0: 90.0
 Test Lab: Inventfine instruments
 Test Type: TYPE C
 Temperature: 26
 Operator: Jacky

Gamma Plane (°):0.0-180.0:1.0
 Test Device: GPM-1800B
 Distance: 8.684 m [K=1.0000]
 Humidity: 65
 Inspector:

Isocandela (sphere)



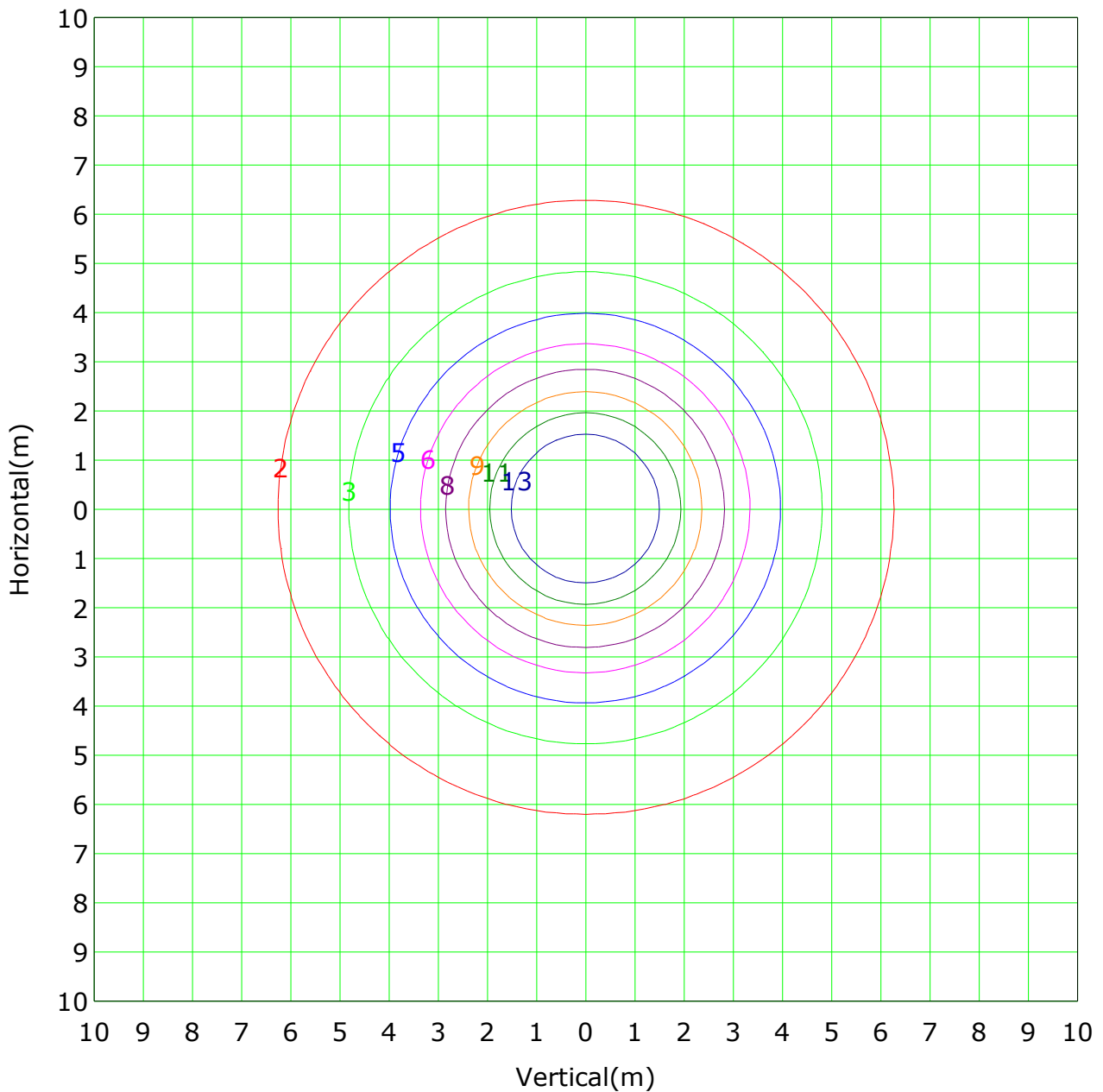
Imax (100%): 320 cd

— (10%): 32 cd	— (16%): 51 cd
— (25%): 80 cd	— (40%): 128 cd
— (63%): 202 cd	— (100%): 320 cd

C Plane (°):0.0-360.0: 90.0
Test Lab: Inventfine instruments
Test Type: TYPE C
Temperature: 26
Operator: Jacky

Gamma Plane (°):0.0-180.0:1.0
Test Device: GPM-1800B
Distance: 8.684 m [K=1.0000]
Humidity: 65
Inspector:

IsoLux Plot



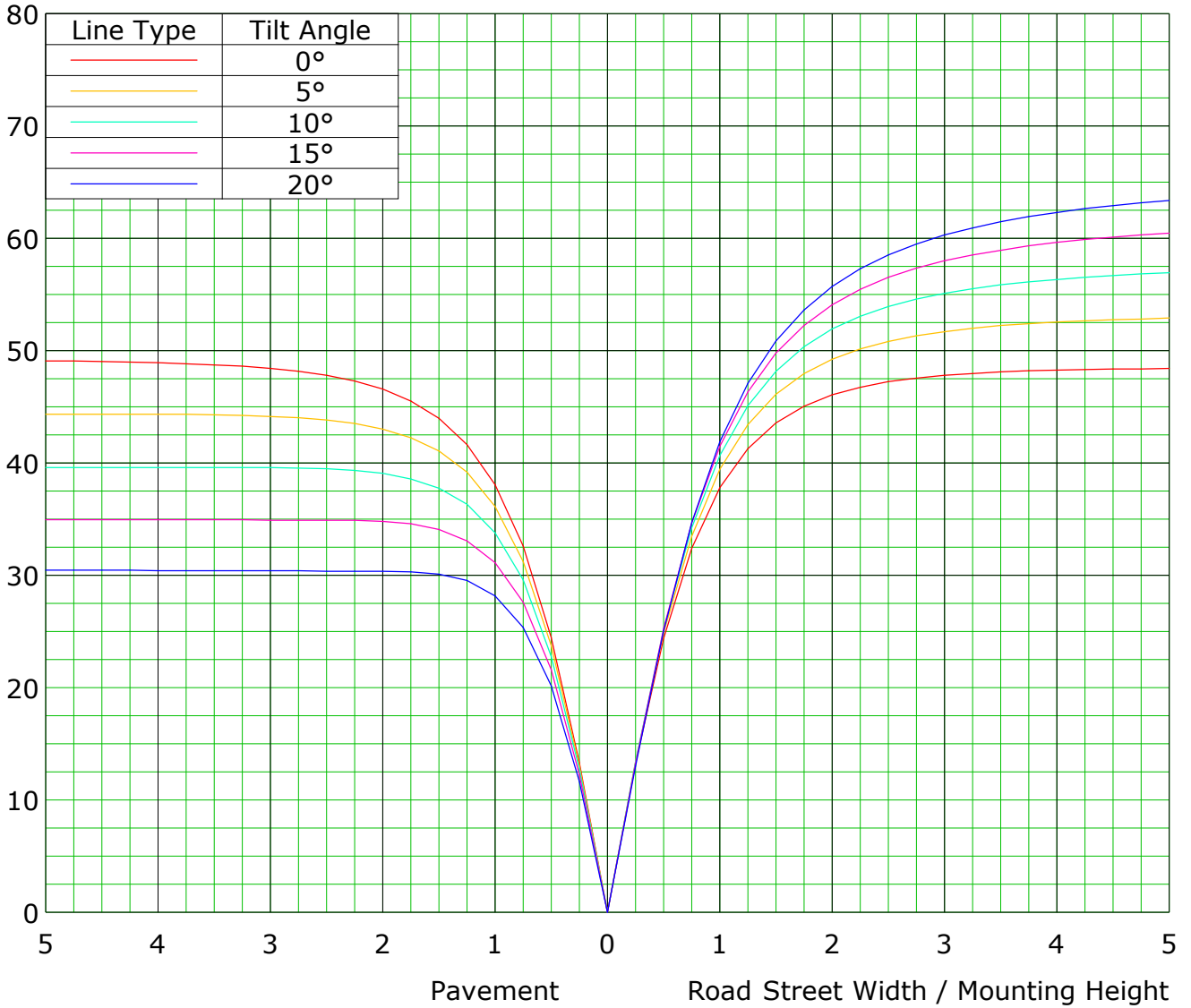
Mounting Height: 4.5m		Max Lux(100%): 15.8 lx
— (10%):	1.6 lx	— (20%): 3.2 lx
— (30%):	4.7 lx	— (40%): 6.3 lx
— (50%):	7.9 lx	— (60%): 9.5 lx
— (70%):	11.1 lx	— (80%): 12.6 lx

C Plane (°):0.0-360.0: 90.0
 Test Lab: Inventfine instruments
 Test Type: TYPE C
 Temperature: 26
 Operator: Jacky

Gamma Plane (°):0.0-180.0:1.0
 Test Device: GPM-1800B
 Distance: 8.684 m [K=1.0000]
 Humidity: 65
 Inspector:

Roadway CU Curve

Efficiency(%)



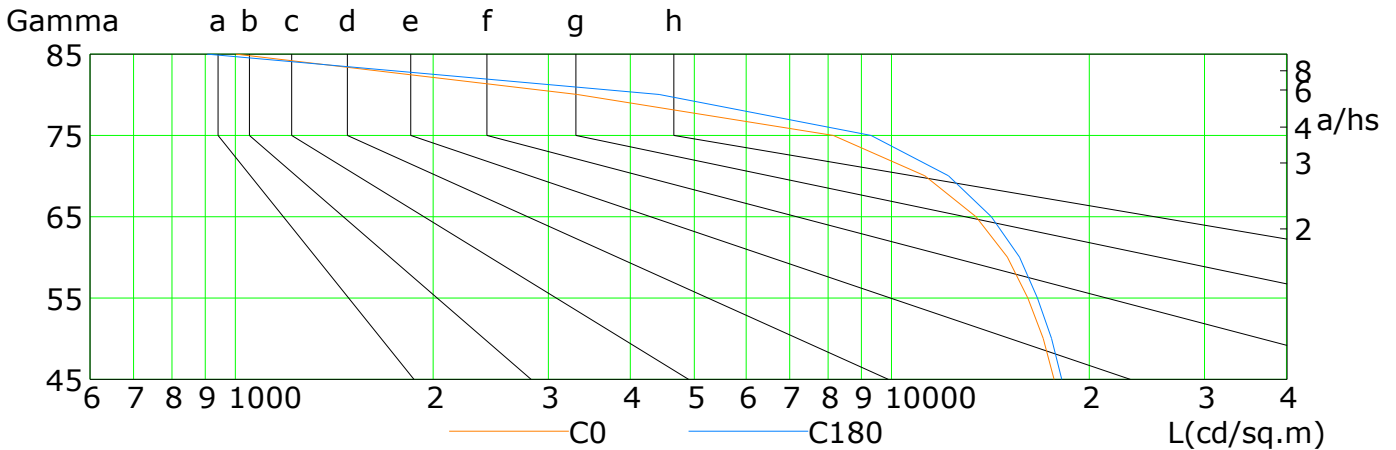
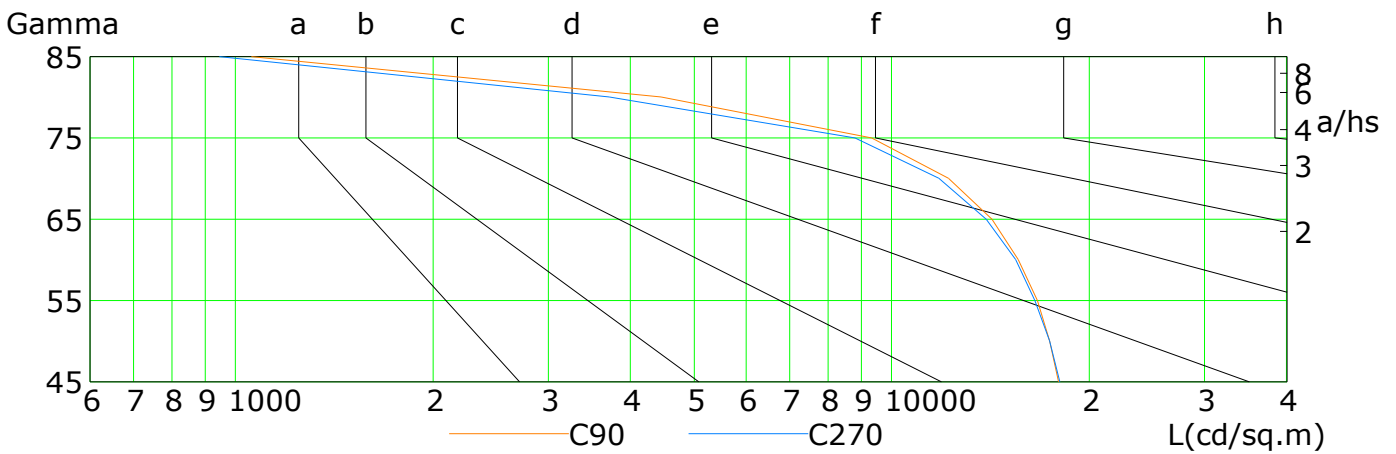
C Plane (°):0.0-360.0: 90.0
 Test Lab: Inventfine instruments
 Test Type: TYPE C
 Temperature: 26
 Operator: Jacky

Gamma Plane (°):0.0-180.0:1.0
 Test Device: GPM-1800B
 Distance: 8.684 m [K=1.0000]
 Humidity: 65
 Inspector:

Lum Limit Curve

Dazzle	Quality	Illuminance (lx)							
		2000	1000	500	<=300				
1.15	A	2000	1000	500	<=300				
1.50	B		2000	1000	500	<=300			
1.85	C			2000	1000	500	<=300		
2.20	D				2000	1000	500	<=300	
2.55	E					2000	1000	500	<=300

a b c d e f g h




L(cd/sq.m)	G45	G50	G55	G60	G65	G70	G75	G80	G85
C0	17696	17016	16133	14991	13441	11226	8154	3320	1002
C90	17980	17407	16661	15603	14224	12210	9315	4453	1057
C180	18152	17518	16692	15676	14181	12214	9292	4420	906
C270	18041	17407	16545	15453	13947	11796	8799	3715	945

C Plane (°):0.0-360.0: 90.0
 Test Lab: Inventfine instruments
 Test Type: TYPE C
 Temperature: 26
 Operator: Jacky

Gamma Plane (°):0.0-180.0:1.0
 Test Device: GPM-1800B
 Distance: 8.684 m [K=1.0000]
 Humidity: 65
 Inspector:

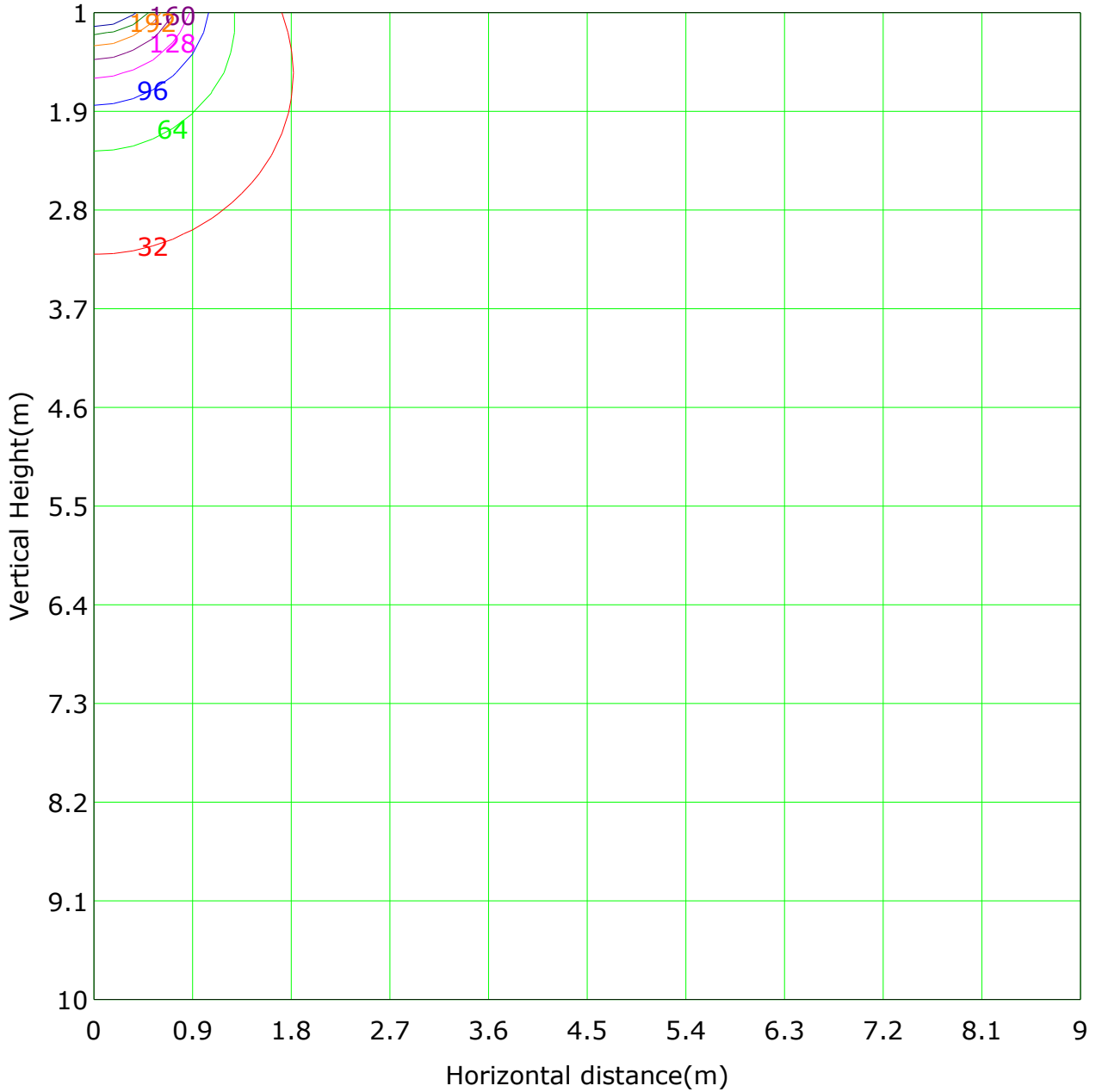
Illuminance at a Distance



C Plane (°):0.0-360.0: 90.0
 Test Lab: Inventfine instruments
 Test Type: TYPE C
 Temperature: 26
 Operator: Jacky

Gamma Plane (°):0.0-180.0:1.0
 Test Device: GPM-1800B
 Distance: 8.684 m [K=1.0000]
 Humidity: 65
 Inspector:

Vertical IsoLux Plot



Lowest(m): 1.0m	Highest(m): 10.0m	Max Lux: 320.1 lx
— (10%): 32.0 lx	— (20%): 64.0 lx	
— (30%): 96.0 lx	— (40%): 128.0 lx	
— (50%): 160.1 lx	— (60%): 192.1 lx	
— (70%): 224.1 lx	— (80%): 256.1 lx	

C Plane (°):0.0-360.0: 90.0
 Test Lab: Inventfine instruments
 Test Type: TYPE C
 Temperature: 26
 Operator: Jacky

Gamma Plane (°):0.0-180.0:1.0
 Test Device: GPM-1800B
 Distance: 8.684 m [K=1.0000]
 Humidity: 65
 Inspector:

Area Flux Table

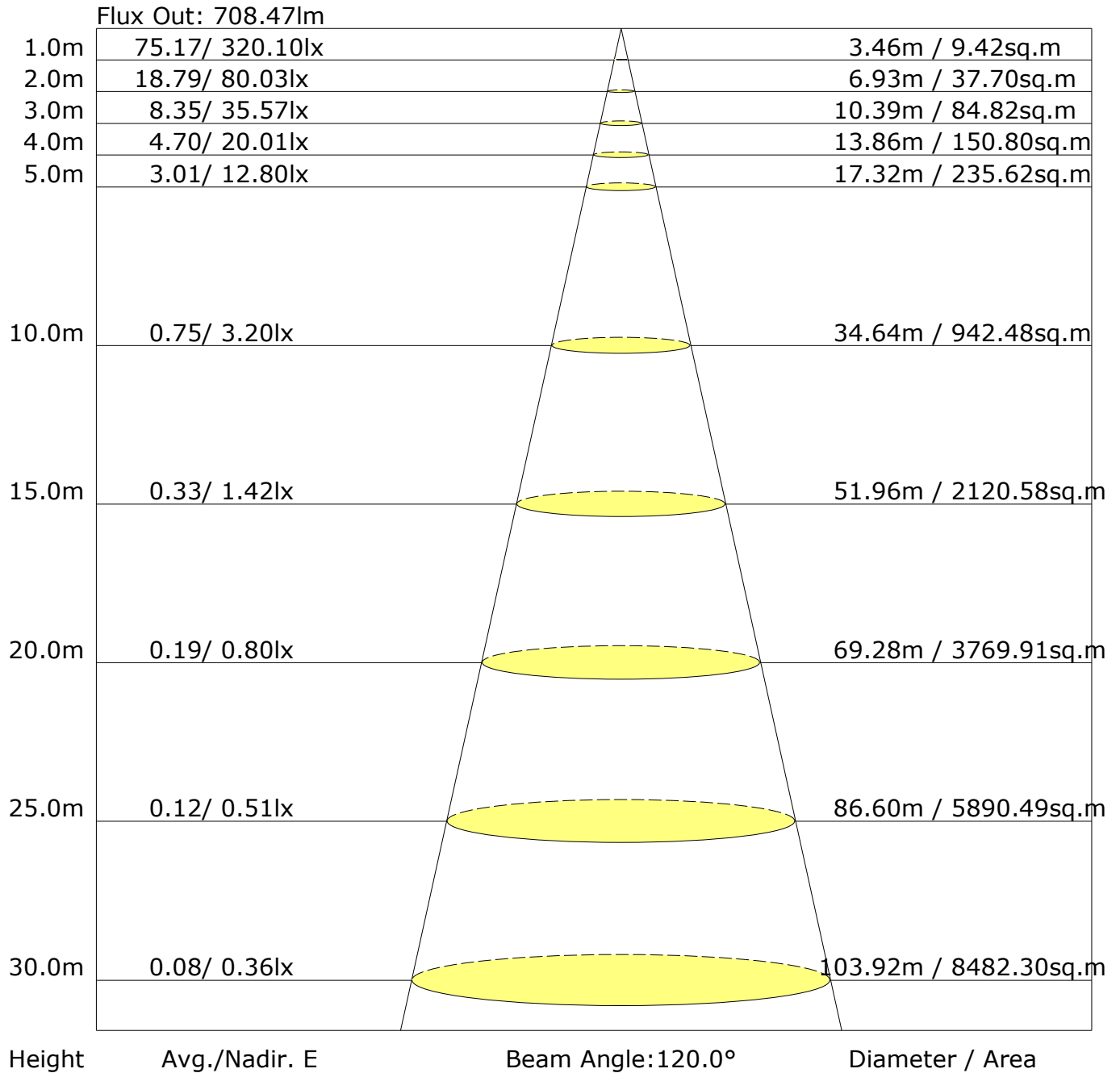
Unit: lm

		Vertical plane																				
		-90	-80	-70	-60	-50	-40	-30	-20	-10	0	10	20	30	40	50	60	70	80	90	Flux(T)	Flux(E)
Horizontal plane	-90	0.0	0.0	0.0	0.0	0.0	0.0	0.0	0.0	0.0	0.0	0.0	0.0	0.0	0.0	0.0	0.0	0.0	0.0	0.0	0.1	0.0
	-80	0.0	0.0	0.0	0.1	0.3	0.6	0.8	1.0	1.1	1.1	1.0	0.8	0.5	0.3	0.1	0.0	0.0	0.0	0.0	2.8	0.0
	-70	0.0	0.0	0.2	0.6	1.1	1.7	2.3	2.7	2.9	2.9	2.7	2.2	1.7	1.1	0.5	0.2	0.0	0.0	0.0	11.8	0.0
	-60	0.0	0.1	0.4	1.1	2.0	2.9	3.7	4.4	4.7	4.7	4.3	3.7	2.8	1.9	1.1	0.6	0.2	0.0	0.0	26.7	0.0
	-50	0.0	0.1	0.7	1.6	2.8	4.0	5.1	5.9	6.3	6.3	5.9	5.0	3.9	2.7	1.7	1.1	0.6	0.3	0.1	45.1	0.0
	-40	0.0	0.2	0.9	2.1	3.4	4.9	6.2	7.2	7.7	7.7	7.1	6.1	4.8	3.4	2.0	1.1	0.6	0.3	0.1	64.4	0.0
	-30	0.0	0.3	1.1	2.4	4.0	5.6	7.0	8.1	8.6	8.6	8.0	7.0	5.5	3.9	2.7	1.5	0.9	0.5	0.2	81.4	0.0
	-20	0.0	0.3	1.2	2.6	4.3	6.1	7.6	8.7	9.3	9.2	8.6	7.5	6.0	4.3	2.7	1.5	0.9	0.5	0.2	81.4	0.0
	-10	0.0	0.3	1.3	2.8	4.5	6.3	7.9	9.0	9.6	9.6	9.0	7.8	6.2	4.4	2.7	1.2	0.7	0.4	0.2	100.6	0.0
	0	0.0	0.3	1.3	2.8	4.5	6.3	7.8	9.0	9.6	9.6	9.0	7.8	6.2	4.4	2.7	1.2	0.7	0.4	0.2	100.5	0.0
	10	0.0	0.3	1.2	2.6	4.3	6.1	7.6	8.7	9.2	9.2	8.6	7.5	6.0	4.2	2.6	1.2	0.7	0.4	0.2	100.5	0.0
	20	0.0	0.3	1.1	2.4	4.0	5.6	7.0	8.0	8.6	8.6	8.0	7.0	5.5	3.9	2.3	1.0	0.6	0.3	0.1	93.5	0.0
	30	0.0	0.2	0.9	2.1	3.4	4.9	6.2	7.1	7.6	7.6	7.1	6.1	4.8	3.4	2.0	0.9	0.5	0.2	0.1	80.5	0.0
	40	0.0	0.1	0.7	1.6	2.8	4.0	5.1	5.9	6.3	6.3	5.9	5.0	3.9	2.7	1.6	0.6	0.3	0.1	0.0	63.3	0.0
	50	0.0	0.1	0.5	1.1	2.0	2.9	3.8	4.4	4.7	4.7	4.4	3.7	2.9	1.9	1.1	0.6	0.3	0.1	0.0	44.0	0.0
	60	0.0	0.0	0.2	0.6	1.2	1.8	2.3	2.7	3.0	3.0	2.7	2.3	1.7	1.1	0.6	0.2	0.2	0.0	0.0	25.6	0.0
	70	0.0	0.0	0.0	0.1	0.4	0.6	0.9	1.1	1.2	1.2	1.1	0.9	0.6	0.3	0.1	0.0	0.0	0.0	0.0	11.0	0.0
	80	0.0	0.0	0.0	0.0	0.0	0.0	0.1	0.1	0.1	0.1	0.1	0.1	0.0	0.0	0.0	0.0	0.0	0.0	0.0	2.4	0.0
90	0.0	0.0	0.0	0.0	0.0	0.0	0.0	0.0	0.0	0.0	0.0	0.0	0.0	0.0	0.0	0.0	0.0	0.0	0.0	0.1	0.0	
																					848	836

C Plane (°):0.0-360.0: 90.0
 Test Lab: Inventfine instruments
 Test Type: TYPE C
 Temperature: 26
 Operator: Jacky

Gamma Plane (°):0.0-180.0:1.0
 Test Device: GPM-1800B
 Distance: 8.684 m [K=1.0000]
 Humidity: 65
 Inspector:

The Average Illuminance Effective Figure



C Plane (°):0.0-360.0: 90.0
 Test Lab: Inventfine instruments
 Test Type: TYPE C
 Temperature: 26
 Operator: Jacky

Gamma Plane (°):0.0-180.0:1.0
 Test Device: GPM-1800B
 Distance: 8.684 m [K=1.0000]
 Humidity: 65
 Inspector:

UGR Table

Reflectance:											
Ceiling (cavity)	0.7	0.7	0.5	0.5	0.3	0.7	0.7	0.5	0.5	0.3	
Wall	0.5	0.3	0.5	0.3	0.3	0.5	0.3	0.5	0.3	0.3	
Reference plane	0.2	0.2	0.2	0.2	0.2	0.2	0.2	0.2	0.2	0.2	
Room dimensions	Viewed crosswise					Viewed endwise					
X=2H Y=2H	22.1	23.5	22.5	23.7	24.0	22.3	23.6	22.6	23.8	24.1	
3H	23.3	24.5	23.6	24.8	25.1	23.5	24.6	23.8	24.9	25.3	
4H	23.6	24.7	23.9	25.0	25.3	23.8	24.9	24.2	25.2	25.6	
6H	23.6	24.6	24.0	25.0	25.3	23.9	24.9	24.3	25.2	25.6	
8H	23.6	24.6	24.0	24.9	25.3	23.8	24.8	24.2	25.2	25.5	
12H	23.5	24.5	23.9	24.8	25.2	23.8	24.7	24.2	25.1	25.5	
X=4H Y=2H	22.7	23.8	23.1	24.2	24.5	22.8	23.9	23.2	24.3	24.6	
3H	24.0	24.9	24.4	25.3	25.7	24.1	25.1	24.6	25.5	25.8	
4H	24.4	25.2	24.8	25.6	26.0	24.6	25.4	25.0	25.8	26.2	
6H	24.4	25.2	24.9	25.6	26.0	24.7	25.4	25.1	25.8	26.3	
8H	24.4	25.1	24.9	25.5	26.0	24.6	25.3	25.1	25.8	26.2	
12H	24.4	25.0	24.9	25.4	25.9	24.6	25.2	25.1	25.7	26.2	
X=8H Y=4H	24.5	25.2	24.9	25.6	26.0	24.7	25.3	25.1	25.8	26.2	
6H	24.6	25.1	25.1	25.6	26.1	24.8	25.4	25.3	25.8	26.3	
8H	24.6	25.0	25.1	25.5	26.1	24.8	25.3	25.3	25.8	26.3	
12H	24.5	24.9	25.1	25.5	26.0	24.8	25.2	25.3	25.7	26.2	
X=12H Y=4H	24.4	25.1	24.9	25.5	26.0	24.6	25.2	25.1	25.7	26.2	
6H	24.6	25.0	25.1	25.5	26.1	24.8	25.3	25.3	25.8	26.3	
8H	24.5	25.0	25.1	25.5	26.0	24.8	25.2	25.3	25.7	26.2	
Variations with the observer position at spacings:											
S=1.0H						+0.2/-0.2					+0.2/-0.2
S=1.5H						+0.4/-0.7					+0.4/-0.6
S=2.0H						+0.8/-1.3					+0.8/-1.2

Calculate in accordance with CIE Pub.117. The table is revised with 863lm ($8\log(F/F_0) = -0.5$).

C Plane (°):0.0-360.0: 90.0
 Test Lab: Inventfine instruments
 Test Type: TYPE C
 Temperature: 26
 Operator: Jacky

Gamma Plane (°):0.0-180.0:1.0
 Test Device: GPM-1800B
 Distance: 8.684 m [K=1.0000]
 Humidity: 65
 Inspector:

Zonal Lumen

Gamma [°]	I _{mean} [cd]	Zonal Flux [lm]	Sum Zonal Flux [lm]	Rel Zonal Flux [%]	Sum Rel Zonal Flux [%]
0.0-1.0	320.1	0.3	0.3	0.04	0.04
1.0-2.0	319.8	0.9	1.2	0.11	0.14
2.0-3.0	319.4	1.5	2.8	0.18	0.32
3.0-4.0	319.0	2.1	4.9	0.25	0.57
4.0-5.0	318.6	2.7	7.6	0.32	0.88
5.0-6.0	318.0	3.3	11.0	0.39	1.27
6.0-7.0	317.3	3.9	14.9	0.46	1.73
7.0-8.0	316.5	4.5	19.4	0.52	2.25
8.0-9.0	315.6	5.1	24.6	0.59	2.84
9.0-10.0	314.6	5.7	30.2	0.66	3.50
10.0-11.0	313.5	6.3	36.5	0.73	4.23
11.0-12.0	312.3	6.8	43.3	0.79	5.02
12.0-13.0	311.0	7.4	50.7	0.85	5.87
13.0-14.0	309.6	7.9	58.6	0.92	6.79
14.0-15.0	308.0	8.5	67.1	0.98	7.77
15.0-16.0	306.4	9.0	76.1	1.04	8.81
16.0-17.0	304.6	9.5	85.6	1.10	9.91
17.0-18.0	302.8	10.0	95.6	1.16	11.07
18.0-19.0	300.8	10.5	106.0	1.21	12.28
19.0-20.0	298.8	10.9	117.0	1.27	13.55
20.0-21.0	296.6	11.4	128.3	1.32	14.86
21.0-22.0	294.3	11.8	140.2	1.37	16.23
22.0-23.0	291.9	12.3	152.4	1.42	17.65
23.0-24.0	289.4	12.7	165.1	1.47	19.12
24.0-25.0	286.8	13.0	178.1	1.51	20.63
25.0-26.0	284.2	13.4	191.5	1.55	22.18
26.0-27.0	281.4	13.8	205.3	1.59	23.78
27.0-28.0	278.4	14.1	219.4	1.63	25.41
28.0-29.0	275.4	14.4	233.8	1.67	27.08
29.0-30.0	272.4	14.7	248.5	1.70	28.78
30.0-31.0	269.4	15.0	263.5	1.74	30.52
31.0-32.0	266.1	15.2	278.8	1.77	32.29
32.0-33.0	262.8	15.5	294.3	1.79	34.08
33.0-34.0	259.3	15.7	310.0	1.82	35.90
34.0-35.0	255.7	15.9	325.8	1.84	37.74
35.0-36.0	252.1	16.1	341.9	1.86	39.59

C Plane (°):0.0-360.0: 90.0
 Test Lab: Inventfine instruments
 Test Type: TYPE C
 Temperature: 26
 Operator: Jacky

Gamma Plane (°):0.0-180.0:1.0
 Test Device: GPM-1800B
 Distance: 8.684 m [K=1.0000]
 Humidity: 65
 Inspector:

Zonal Lumen (Continue 1)

Gamma [°]	Imean [cd]	Zonal Flux [lm]	Sum Zonal Flux [lm]	Rel Zonal Flux [%]	Sum Rel Zonal Flux [%]
36.0-37.0	248.3	16.2	358.1	1.88	41.47
37.0-38.0	244.3	16.3	374.4	1.89	43.36
38.0-39.0	240.1	16.4	390.8	1.90	45.26
39.0-40.0	235.8	16.4	407.2	1.90	47.16
40.0-41.0	231.2	16.5	423.7	1.91	49.07
41.0-42.0	226.6	16.5	440.2	1.91	50.98
42.0-43.0	222.0	16.4	456.6	1.90	52.88
43.0-44.0	217.2	16.4	473.0	1.90	54.78
44.0-45.0	212.3	16.3	489.3	1.89	56.67
45.0-46.0	207.4	16.2	505.5	1.88	58.55
46.0-47.0	202.4	16.1	521.6	1.86	60.41
47.0-48.0	197.2	15.9	537.6	1.85	62.26
48.0-49.0	191.9	15.8	553.3	1.83	64.08
49.0-50.0	186.6	15.6	568.9	1.80	65.89
50.0-51.0	181.3	15.3	584.3	1.78	67.66
51.0-52.0	175.9	15.1	599.3	1.75	69.41
52.0-53.0	170.3	14.8	614.2	1.72	71.13
53.0-54.0	164.8	14.5	628.7	1.68	72.81
54.0-55.0	159.2	14.2	642.9	1.65	74.46
55.0-56.0	153.5	13.9	656.8	1.61	76.06
56.0-57.0	147.8	13.5	670.3	1.57	77.63
57.0-58.0	142.0	13.1	683.4	1.52	79.15
58.0-59.0	136.2	12.7	696.2	1.47	80.62
59.0-60.0	130.3	12.3	708.5	1.43	82.05
60.0-61.0	124.4	11.9	720.3	1.37	83.42
61.0-62.0	118.4	11.4	731.7	1.32	84.75
62.0-63.0	112.3	10.9	742.7	1.27	86.01
63.0-64.0	106.3	10.4	753.1	1.21	87.22
64.0-65.0	100.3	9.9	763.0	1.15	88.37
65.0-66.0	94.2	9.4	772.4	1.09	89.46
66.0-67.0	88.1	8.9	781.3	1.03	90.48
67.0-68.0	82.0	8.3	789.6	0.96	91.45
68.0-69.0	76.0	7.8	797.4	0.90	92.34
69.0-70.0	70.0	7.2	804.6	0.83	93.18
70.0-71.0	64.0	6.6	811.2	0.77	93.94
71.0-72.0	58.1	6.0	817.2	0.70	94.64

C Plane (°):0.0-360.0: 90.0
 Test Lab: Inventfine instruments
 Test Type: TYPE C
 Temperature: 26
 Operator: Jacky

Gamma Plane (°):0.0-180.0:1.0
 Test Device: GPM-1800B
 Distance: 8.684 m [K=1.0000]
 Humidity: 65
 Inspector:

Zonal Lumen (Continue 2)

Gamma [°]	I _{mean} [cd]	Zonal Flux [lm]	Sum Zonal Flux [lm]	Rel Zonal Flux [%]	Sum Rel Zonal Flux [%]
72.0-73.0	52.3	5.5	822.7	0.63	95.28
73.0-74.0	46.5	4.9	827.6	0.57	95.84
74.0-75.0	40.8	4.3	831.9	0.50	96.34
75.0-76.0	35.1	3.7	835.6	0.43	96.77
76.0-77.0	29.6	3.2	838.8	0.37	97.14
77.0-78.0	24.3	2.6	841.4	0.30	97.44
78.0-79.0	19.1	2.1	843.4	0.24	97.68
79.0-80.0	14.0	1.5	844.9	0.17	97.85
80.0-81.0	9.1	1.0	845.9	0.11	97.97
81.0-82.0	4.9	0.5	846.5	0.06	98.03
82.0-83.0	2.2	0.2	846.7	0.03	98.06
83.0-84.0	1.4	0.2	846.8	0.02	98.07
84.0-85.0	1.4	0.2	847.0	0.02	98.09
85.0-86.0	1.4	0.2	847.1	0.02	98.11
86.0-87.0	1.5	0.2	847.3	0.02	98.13
87.0-88.0	1.5	0.2	847.5	0.02	98.15
88.0-89.0	1.5	0.2	847.6	0.02	98.17
89.0-90.0	1.6	0.2	847.8	0.02	98.19
90.0-91.0	1.7	0.2	848.0	0.02	98.21
91.0-92.0	1.7	0.2	848.2	0.02	98.23
92.0-93.0	1.8	0.2	848.4	0.02	98.25
93.0-94.0	1.8	0.2	848.6	0.02	98.28
94.0-95.0	1.8	0.2	848.8	0.02	98.30
95.0-96.0	1.9	0.2	849.0	0.02	98.32
96.0-97.0	1.9	0.2	849.2	0.02	98.35
97.0-98.0	1.9	0.2	849.4	0.02	98.37
98.0-99.0	1.9	0.2	849.6	0.02	98.39
99.0-100.0	1.9	0.2	849.8	0.02	98.42
100.0-101.0	1.9	0.2	850.0	0.02	98.44
101.0-102.0	1.9	0.2	850.2	0.02	98.46
102.0-103.0	1.9	0.2	850.4	0.02	98.49
103.0-104.0	1.9	0.2	850.6	0.02	98.51
104.0-105.0	1.9	0.2	850.8	0.02	98.54
105.0-106.0	1.9	0.2	851.0	0.02	98.56
106.0-107.0	1.9	0.2	851.2	0.02	98.58
107.0-108.0	1.9	0.2	851.4	0.02	98.61

C Plane (°):0.0-360.0: 90.0
 Test Lab: Inventfine instruments
 Test Type: TYPE C
 Temperature: 26
 Operator: Jacky

Gamma Plane (°):0.0-180.0:1.0
 Test Device: GPM-1800B
 Distance: 8.684 m [K=1.0000]
 Humidity: 65
 Inspector:

Zonal Lumen (Continue 3)

Gamma [°]	I _{mean} [cd]	Zonal Flux [lm]	Sum Zonal Flux [lm]	Rel Zonal Flux [%]	Sum Rel Zonal Flux [%]
108.0-109.0	2.0	0.2	851.6	0.02	98.63
109.0-110.0	2.0	0.2	851.8	0.02	98.65
110.0-111.0	2.0	0.2	852.0	0.02	98.68
111.0-112.0	2.0	0.2	852.3	0.02	98.70
112.0-113.0	2.1	0.2	852.5	0.02	98.73
113.0-114.0	2.1	0.2	852.7	0.02	98.75
114.0-115.0	2.1	0.2	852.9	0.02	98.77
115.0-116.0	2.2	0.2	853.1	0.02	98.80
116.0-117.0	2.2	0.2	853.3	0.02	98.82
117.0-118.0	2.2	0.2	853.5	0.02	98.85
118.0-119.0	2.2	0.2	853.7	0.03	98.87
119.0-120.0	2.3	0.2	854.0	0.03	98.90
120.0-121.0	2.3	0.2	854.2	0.03	98.92
121.0-122.0	2.3	0.2	854.4	0.03	98.95
122.0-123.0	2.4	0.2	854.6	0.03	98.98
123.0-124.0	2.4	0.2	854.8	0.03	99.00
124.0-125.0	2.5	0.2	855.1	0.03	99.03
125.0-126.0	2.5	0.2	855.3	0.03	99.05
126.0-127.0	2.5	0.2	855.5	0.03	99.08
127.0-128.0	2.6	0.2	855.7	0.03	99.10
128.0-129.0	2.6	0.2	856.0	0.03	99.13
129.0-130.0	2.6	0.2	856.2	0.03	99.16
130.0-131.0	2.7	0.2	856.4	0.03	99.18
131.0-132.0	2.7	0.2	856.6	0.03	99.21
132.0-133.0	2.7	0.2	856.8	0.03	99.23
133.0-134.0	2.8	0.2	857.1	0.03	99.26
134.0-135.0	2.8	0.2	857.3	0.03	99.28
135.0-136.0	2.8	0.2	857.5	0.03	99.31
136.0-137.0	2.9	0.2	857.7	0.03	99.33
137.0-138.0	2.9	0.2	857.9	0.03	99.36
138.0-139.0	3.0	0.2	858.2	0.02	99.38
139.0-140.0	3.0	0.2	858.4	0.02	99.41
140.0-141.0	3.0	0.2	858.6	0.02	99.43
141.0-142.0	3.1	0.2	858.8	0.02	99.46
142.0-143.0	3.1	0.2	859.0	0.02	99.48
143.0-144.0	3.1	0.2	859.2	0.02	99.51

C Plane (°):0.0-360.0: 90.0
 Test Lab: Inventfine instruments
 Test Type: TYPE C
 Temperature: 26
 Operator: Jacky

Gamma Plane (°):0.0-180.0:1.0
 Test Device: GPM-1800B
 Distance: 8.684 m [K=1.0000]
 Humidity: 65
 Inspector:

Zonal Lumen (Continue 4)

Gamma [°]	Imean [cd]	Zonal Flux [lm]	Sum Zonal Flux [lm]	Rel Zonal Flux [%]	Sum Rel Zonal Flux [%]
144.0-145.0	3.2	0.2	859.4	0.02	99.53
145.0-146.0	3.2	0.2	859.6	0.02	99.55
146.0-147.0	3.2	0.2	859.8	0.02	99.57
147.0-148.0	3.3	0.2	860.0	0.02	99.60
148.0-149.0	3.3	0.2	860.2	0.02	99.62
149.0-150.0	3.3	0.2	860.4	0.02	99.64
150.0-151.0	3.4	0.2	860.5	0.02	99.66
151.0-152.0	3.4	0.2	860.7	0.02	99.68
152.0-153.0	3.4	0.2	860.9	0.02	99.70
153.0-154.0	3.4	0.2	861.1	0.02	99.72
154.0-155.0	3.5	0.2	861.2	0.02	99.74
155.0-156.0	3.5	0.2	861.4	0.02	99.76
156.0-157.0	3.5	0.2	861.5	0.02	99.78
157.0-158.0	3.6	0.1	861.7	0.02	99.79
158.0-159.0	3.6	0.1	861.8	0.02	99.81
159.0-160.0	3.6	0.1	862.0	0.02	99.83
160.0-161.0	3.7	0.1	862.1	0.02	99.84
161.0-162.0	3.7	0.1	862.2	0.01	99.86
162.0-163.0	3.8	0.1	862.4	0.01	99.87
163.0-164.0	3.8	0.1	862.5	0.01	99.89
164.0-165.0	3.8	0.1	862.6	0.01	99.90
165.0-166.0	3.9	0.1	862.7	0.01	99.91
166.0-167.0	3.9	0.1	862.8	0.01	99.92
167.0-168.0	3.9	0.1	862.9	0.01	99.93
168.0-169.0	4.0	0.1	863.0	0.01	99.94
169.0-170.0	4.0	0.1	863.1	0.01	99.95
170.0-171.0	4.1	0.1	863.1	0.01	99.96
171.0-172.0	4.1	0.1	863.2	0.01	99.97
172.0-173.0	4.2	0.1	863.3	0.01	99.98
173.0-174.0	4.2	0.1	863.3	0.01	99.98
174.0-175.0	4.3	0.0	863.4	0.01	99.99
175.0-176.0	4.4	0.0	863.4	0.00	99.99
176.0-177.0	4.5	0.0	863.4	0.00	100.00
177.0-178.0	4.5	0.0	863.5	0.00	100.00
178.0-179.0	4.6	0.0	863.5	0.00	100.00
179.0-180.0	4.6	0.0	863.5	0.00	100.00

C Plane (°):0.0-360.0: 90.0
 Test Lab: Inventfine instruments
 Test Type: TYPE C
 Temperature: 26
 Operator: Jacky

Gamma Plane (°):0.0-180.0:1.0
 Test Device: GPM-1800B
 Distance: 8.684 m [K=1.0000]
 Humidity: 65
 Inspector:

Zonal Lumen (Continue 5)

cone flux(90°): 489.32 lm

%lum = 56.7%

%lamp = 56.7%

cone flux(120°): 708.47 lm

%lum = 82.0%

%lamp = 82.0%

Candlepower Table

Unit: cd

G\C	C0.0	C90.0	C180.0	C270.0	C360.0					
G0.0	320.1	320.1	320.1	320.1	320.1					
G1.0	320.0	320.1	320.1	320.1	320.0					
G2.0	319.8	319.0	320.0	319.3	319.8					
G3.0	319.4	318.7	319.7	319.1	319.4					
G4.0	319.0	318.2	319.4	318.7	319.0					
G5.0	318.4	317.7	318.8	318.3	318.4					
G6.0	317.7	317.0	318.3	317.6	317.7					
G7.0	317.0	316.3	317.6	316.9	317.0					
G8.0	316.0	315.4	316.9	316.1	316.0					
G9.0	315.0	314.4	315.9	315.2	315.0					
G10.0	313.9	313.4	314.9	314.2	313.9					
G11.0	312.6	312.2	313.8	313.0	312.6					
G12.0	311.4	310.9	312.6	311.8	311.4					
G13.0	310.0	309.5	311.2	310.5	310.0					
G14.0	308.4	308.2	309.8	309.0	308.4					
G15.0	306.7	306.4	308.3	307.5	306.7					
G16.0	305.0	304.7	306.5	305.8	305.0					
G17.0	303.2	303.0	304.8	304.1	303.2					
G18.0	301.1	301.0	302.9	302.2	301.1					
G19.0	299.1	299.0	301.0	300.2	299.1					
G20.0	297.0	296.9	298.8	298.1	297.0					
G21.0	294.6	294.5	296.6	296.1	294.6					
G22.0	292.2	292.3	294.3	293.6	292.2					
G23.0	289.8	289.9	292.0	291.2	289.8					
G24.0	287.1	287.3	289.4	288.8	287.1					
G25.0	284.5	284.7	286.9	286.1	284.5					
G26.0	281.8	282.0	284.2	283.4	281.8					
G27.0	278.6	279.0	281.5	280.7	278.6					
G28.0	275.7	276.1	278.4	277.6	275.7					
G29.0	272.6	273.1	275.5	274.6	272.6					
G30.0	269.4	270.1	272.3	271.6	269.4					
G31.0	266.2	266.9	269.2	269.1	266.2					
G32.0	262.6	263.5	265.7	265.9	262.6					
G33.0	259.2	260.3	262.3	262.7	259.2					
G34.0	255.5	256.7	258.8	258.6	255.5					
G35.0	251.9	253.3	255.3	255.0	251.9					
G36.0	248.2	249.8	251.7	251.4	248.2					

C Plane (°):0.0-360.0: 90.0
 Test Lab: Inventfine instruments
 Test Type: TYPE C
 Temperature: 26
 Operator: Jacky

Gamma Plane (°):0.0-180.0:1.0
 Test Device: GPM-1800B
 Distance: 8.684 m [K=1.0000]
 Humidity: 65
 Inspector:

Candlepower Table (Continue 1)

Unit: cd

G\C	C0.0	C90.0	C180.0	C270.0	C360.0					
G37.0	243.8	245.8	248.0	247.7	243.8					
G38.0	239.7	241.9	243.7	243.4	239.7					
G39.0	235.4	237.8	239.6	239.3	235.4					
G40.0	231.0	233.2	235.3	234.9	231.0					
G41.0	226.0	228.8	230.6	230.1	226.0					
G42.0	221.4	224.3	226.0	225.4	221.4					
G43.0	216.7	219.7	221.4	220.7	216.7					
G44.0	212.0	214.6	216.8	216.0	212.0					
G45.0	206.6	209.9	212.0	210.7	206.6					
G46.0	201.7	205.2	207.1	205.7	201.7					
G47.0	196.6	200.3	201.6	200.7	196.6					
G48.0	191.5	194.9	196.7	195.1	191.5					
G49.0	185.9	189.9	191.2	190.0	185.9					
G50.0	180.6	184.8	185.9	184.8	180.6					
G51.0	175.2	179.5	180.8	179.0	175.2					
G52.0	169.9	173.8	175.0	173.7	169.9					
G53.0	163.9	168.5	169.6	168.3	163.9					
G54.0	158.4	163.2	164.1	162.3	158.4					
G55.0	152.8	157.8	158.1	156.7	152.8					
G56.0	147.3	151.8	152.6	151.1	147.3					
G57.0	141.0	146.3	146.9	145.2	141.0					
G58.0	135.3	140.7	141.2	139.5	135.3					
G59.0	129.6	134.5	134.8	133.7	129.6					
G60.0	123.8	128.8	129.4	127.6	123.8					
G61.0	117.4	123.2	123.7	121.3	117.4					
G62.0	111.5	117.3	117.3	115.5	111.5					
G63.0	105.6	111.0	111.2	109.1	105.6					
G64.0	99.7	105.2	105.3	103.1	99.7					
G65.0	93.8	99.3	99.0	97.3	93.8					
G66.0	87.3	93.4	93.0	90.7	87.3					
G67.0	81.4	87.0	87.2	84.9	81.4					
G68.0	75.0	81.2	80.7	79.0	75.0					
G69.0	69.1	75.3	74.8	73.1	69.1					
G70.0	63.4	69.0	69.0	66.6	63.4					
G71.0	57.7	63.2	62.6	60.7	57.7					
G72.0	51.4	57.4	57.0	55.0	51.4					
G73.0	45.8	51.7	51.4	48.8	45.8					

C Plane (°):0.0-360.0: 90.0
 Test Lab: Inventfine instruments
 Test Type: TYPE C
 Temperature: 26
 Operator: Jacky

Gamma Plane (°):0.0-180.0:1.0
 Test Device: GPM-1800B
 Distance: 8.684 m [K=1.0000]
 Humidity: 65
 Inspector:

Candlepower Table (Continue 2)

Unit: cd

G\C	C0.0	C90.0	C180.0	C270.0	C360.0					
G74.0	40.3	45.4	45.2	43.1	40.3					
G75.0	34.8	39.8	39.7	37.6	34.8					
G76.0	29.0	34.3	34.1	31.7	29.0					
G77.0	23.9	28.8	28.3	26.4	23.9					
G78.0	19.0	23.5	23.0	21.2	19.0					
G79.0	13.9	18.3	18.0	16.0	13.9					
G80.0	9.5	12.8	12.7	10.7	9.5					
G81.0	5.4	7.9	8.1	6.1	5.4					
G82.0	2.0	3.6	4.0	2.4	2.0					
G83.0	1.4	1.5	1.3	1.4	1.4					
G84.0	1.4	1.5	1.3	1.4	1.4					
G85.0	1.4	1.5	1.3	1.4	1.4					
G86.0	1.5	1.6	1.3	1.4	1.5					
G87.0	1.5	1.7	1.3	1.5	1.5					
G88.0	1.6	1.7	1.3	1.5	1.6					
G89.0	1.7	1.8	1.3	1.5	1.7					
G90.0	1.7	1.8	1.4	1.6	1.7					
G91.0	1.8	1.8	1.5	1.7	1.8					
G92.0	1.8	1.9	1.5	1.8	1.8					
G93.0	1.9	1.9	1.6	1.8	1.9					
G94.0	1.9	1.9	1.7	1.9	1.9					
G95.0	1.9	1.9	1.7	1.9	1.9					
G96.0	1.9	1.9	1.8	1.9	1.9					
G97.0	1.9	1.9	1.8	2.0	1.9					
G98.0	1.9	1.9	1.8	2.0	1.9					
G99.0	1.9	1.9	1.8	2.0	1.9					
G100.0	1.9	1.9	1.9	2.0	1.9					
G101.0	1.9	1.9	1.8	2.0	1.9					
G102.0	1.9	1.9	1.8	2.0	1.9					
G103.0	1.9	1.9	1.8	1.9	1.9					
G104.0	1.9	2.0	1.8	2.0	1.9					
G105.0	1.9	2.0	1.8	1.9	1.9					
G106.0	1.9	2.0	1.8	1.9	1.9					
G107.0	2.0	2.0	1.8	1.9	2.0					
G108.0	2.0	2.0	1.8	2.0	2.0					
G109.0	2.0	2.1	1.8	2.0	2.0					
G110.0	2.0	2.1	1.8	2.0	2.0					

C Plane (°):0.0-360.0: 90.0
 Test Lab: Inventfine instruments
 Test Type: TYPE C
 Temperature: 26
 Operator: Jacky

Gamma Plane (°):0.0-180.0:1.0
 Test Device: GPM-1800B
 Distance: 8.684 m [K=1.0000]
 Humidity: 65
 Inspector:

Candlepower Table (Continue 3)

Unit: cd

G\C	C0.0	C90.0	C180.0	C270.0	C360.0					
G111.0	2.1	2.1	1.9	2.0	2.1					
G112.0	2.1	2.1	1.9	2.1	2.1					
G113.0	2.2	2.2	1.9	2.1	2.2					
G114.0	2.2	2.2	1.9	2.1	2.2					
G115.0	2.2	2.2	2.0	2.1	2.2					
G116.0	2.3	2.2	2.0	2.2	2.3					
G117.0	2.3	2.3	1.9	2.2	2.3					
G118.0	2.3	2.3	2.1	2.2	2.3					
G119.0	2.3	2.3	2.0	2.3	2.3					
G120.0	2.4	2.4	2.2	2.3	2.4					
G121.0	2.4	2.4	2.2	2.3	2.4					
G122.0	2.5	2.5	2.2	2.3	2.5					
G123.0	2.5	2.5	2.2	2.4	2.5					
G124.0	2.5	2.5	2.3	2.4	2.5					
G125.0	2.6	2.6	2.3	2.4	2.6					
G126.0	2.6	2.6	2.4	2.5	2.6					
G127.0	2.7	2.7	2.4	2.5	2.7					
G128.0	2.7	2.7	2.4	2.5	2.7					
G129.0	2.7	2.7	2.4	2.6	2.7					
G130.0	2.8	2.8	2.5	2.6	2.8					
G131.0	2.8	2.8	2.5	2.6	2.8					
G132.0	2.8	2.8	2.6	2.6	2.8					
G133.0	2.9	2.9	2.6	2.7	2.9					
G134.0	2.9	2.8	2.6	2.7	2.9					
G135.0	2.9	3.0	2.7	2.7	2.9					
G136.0	3.0	3.0	2.7	2.7	3.0					
G137.0	3.0	3.0	2.8	2.8	3.0					
G138.0	3.0	3.1	2.8	2.9	3.0					
G139.0	3.1	3.1	2.9	2.9	3.1					
G140.0	3.1	3.1	2.9	3.0	3.1					
G141.0	3.2	3.1	3.0	2.9	3.2					
G142.0	3.2	3.2	3.0	3.0	3.2					
G143.0	3.2	3.2	3.0	3.0	3.2					
G144.0	3.3	3.3	3.0	3.1	3.3					
G145.0	3.3	3.3	3.0	3.1	3.3					
G146.0	3.3	3.4	3.1	3.1	3.3					
G147.0	3.4	3.4	3.1	3.2	3.4					

C Plane (°):0.0-360.0: 90.0
 Test Lab: Inventfine instruments
 Test Type: TYPE C
 Temperature: 26
 Operator: Jacky

Gamma Plane (°):0.0-180.0:1.0
 Test Device: GPM-1800B
 Distance: 8.684 m [K=1.0000]
 Humidity: 65
 Inspector:

Candlepower Table (Continue 4)

Unit: cd

G\C	C0.0	C90.0	C180.0	C270.0	C360.0					
G148.0	3.4	3.4	3.2	3.2	3.4					
G149.0	3.4	3.4	3.2	3.2	3.4					
G150.0	3.4	3.4	3.2	3.3	3.4					
G151.0	3.5	3.5	3.3	3.3	3.5					
G152.0	3.5	3.5	3.3	3.3	3.5					
G153.0	3.5	3.5	3.3	3.4	3.5					
G154.0	3.5	3.6	3.4	3.4	3.5					
G155.0	3.6	3.6	3.4	3.4	3.6					
G156.0	3.6	3.6	3.4	3.5	3.6					
G157.0	3.6	3.6	3.5	3.5	3.6					
G158.0	3.6	3.6	3.5	3.6	3.6					
G159.0	3.7	3.7	3.6	3.6	3.7					
G160.0	3.7	3.7	3.6	3.6	3.7					
G161.0	3.8	3.7	3.6	3.7	3.8					
G162.0	3.8	3.8	3.7	3.7	3.8					
G163.0	3.8	3.8	3.7	3.8	3.8					
G164.0	3.8	3.8	3.8	3.8	3.8					
G165.0	3.9	3.8	3.8	3.9	3.9					
G166.0	3.9	3.9	3.8	3.9	3.9					
G167.0	3.9	3.9	3.9	3.9	3.9					
G168.0	4.0	4.0	3.9	4.0	4.0					
G169.0	4.0	4.0	4.0	4.0	4.0					
G170.0	4.1	4.1	4.0	4.0	4.1					
G171.0	4.1	4.1	4.0	4.0	4.1					
G172.0	4.1	4.2	4.1	4.0	4.1					
G173.0	4.3	4.3	4.1	4.2	4.3					
G174.0	4.3	4.4	4.2	4.2	4.3					
G175.0	4.4	4.5	4.2	4.3	4.4					
G176.0	4.5	4.6	4.3	4.4	4.5					
G177.0	4.5	4.6	4.4	4.4	4.5					
G178.0	4.6	4.7	4.4	4.5	4.6					
G179.0	4.6	4.7	4.5	4.6	4.6					
G180.0	4.6	4.7	4.5	4.7	4.6					

C Plane (°):0.0-360.0: 90.0
 Test Lab: Inventfine instruments
 Test Type: TYPE C
 Temperature: 26
 Operator: Jacky

Gamma Plane (°):0.0-180.0:1.0
 Test Device: GPM-1800B
 Distance: 8.684 m [K=1.0000]
 Humidity: 65
 Inspector: