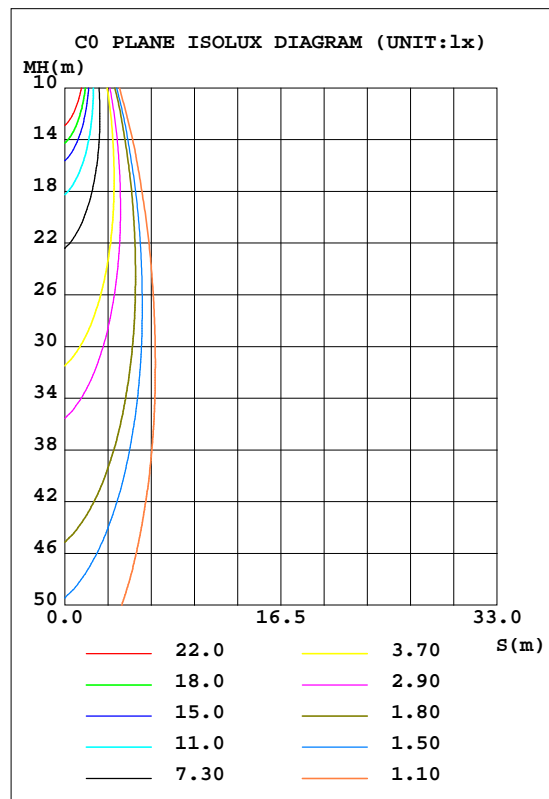
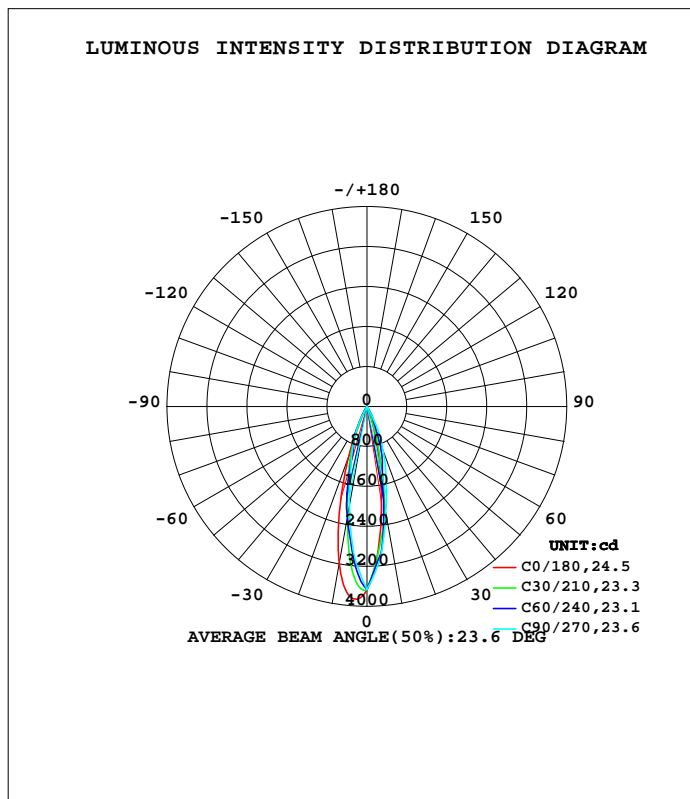


LUMINAIRE PHOTOMETRIC TEST REPORT

Test:U:220.24V I:0.0084A P:0.2889W PF:0.1564 Freq:50.00Hz Lamp Flux:823.892x1 lm		
NAME:POWERUS	TYPE:	WEIGHT:
SPEC.:	DIM.: 60*55*297mm	SERIAL No.:01
MFR.: NORDECOR	SUR.:	Shielding Angle:24°

DATA OF LAMP		PHOTOMETRIC DATA Eff: 2852.10 lm/W			
MODEL	6377	I _{max} (cd)	3861	S/MH(C0/180)	0.51
NOMINAL POWER(W)	20	LOR(%)	100.0	S/MH(C90/270)	0.37
RATED VOLTAGE(V)	85-265V	TOTAL FLUX(lm)	823.89	h UP, DN(C0-180)	0.0,50.9
NOMINAL FLUX(lm)	823.892	CIE CLASS	DIRECT	h UP, DN(C180-360)	0.0,49.1
LAMPS INSIDE	1	h up(%)	0.0	CIBSE SHR NOM	0.00
TEST VOLTAGE(V)	220	h down(%)	100.0	CIBSE SHR MAX	1.00



H(h) Range:-90 - 90DEG
 H(h) Interval: 1.0DEG
 Test Speed: HIGH
 Temperature:25.3DEG
 Operators:
 Test Date:2026-07-02

V(B) Range:-75 - 75DEG
 V(B) Interval: 5.0DEG
 Test System:EVERFINE GO-2000A_V1 SYSTEM V2.00.411
 Humidity:65.0%
 Test Distance:5.000m [K=1.0000]
 Remarks:

ZONAL FLUX DIAGRAM

ZONAL FLUX DIAGRAM:

g	C0	C45	C90	C135	C180	C225	C270	C315	g	F zone	F total	%lum,lamp
10	1645	1950	2155	2375	3206	2282	2020	1880	0- 10	264.1	264.1	32.1,32.1
20	281.5	575.2	954.9	735.2	1100	637.2	813.3	491.9	10- 20	355.7	619.7	75.2,75.2
30	32.74	76.16	68.95	192.9	135.6	161.9	48.66	64.58	20- 30	151.3	771.1	93.6,93.6
40	15.46	14.03	31.95	21.81	30.52	21.50	25.07	13.60	30- 40	25.96	797.0	96.7,96.7
50	10.97	8.428	9.081	11.92	17.30	12.57	11.71	8.316	40- 50	11.63	808.7	98.2,98.2
60	7.227	4.107	0.3329	5.258	12.36	8.358	8.594	5.851	50- 60	7.597	816.3	99.1,99.1
70	4.336	0.3259	0.3272	0.3198	7.912	5.832	5.772	4.093	60- 70	4.617	820.9	99.6,99.6
80	2.773	0.2609	0	0.2577	4.613	3.011	0	2.013	70- 80	2.541	823.4	99.9,99.9
90	1.863	0	0	0	1.991	0	0	0	80- 90	0.4825	823.9	100,100
100									90-100			
110									100-110			
120									110-120			
130									120-130			
140									130-140			
150									140-150			
160									150-160			
170									160-170			
180									170-180			
DEG	LUMINOUS INTENSITY:cd									UNIT:lm		

Conical surface Flux(90deg): 803.64 lm

%lum = 97.5%
%lamp = 97.5%

Conical surface Flux(120deg): 816.25 lm

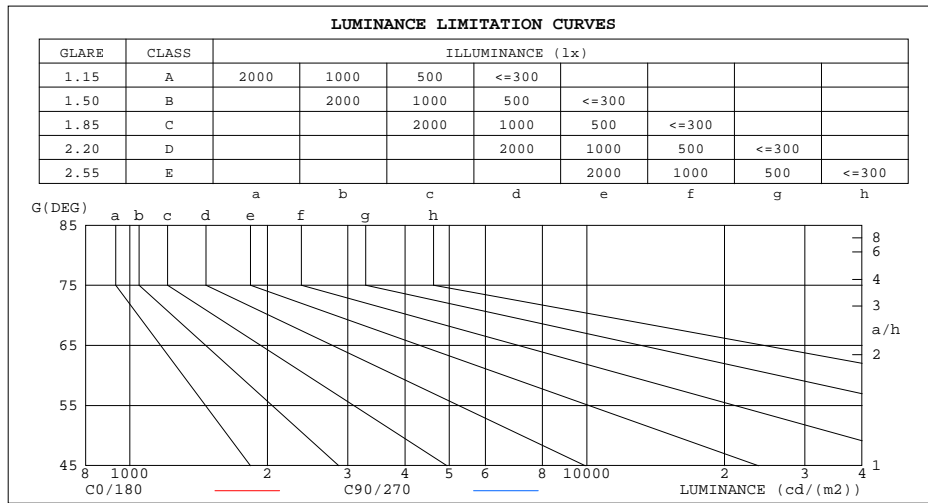
%lum = 99.1%
%lamp = 99.1%

H(β) Range:-90 - 90DEG
H(β) Interval: 1.0DEG
Test Speed: HIGH
Temperature:25.3DEG
Operators:
Test Date:2026-07-02

V(B) Range:-75 - 75DEG
V(B) Interval: 5.0DEG
Test System:EVERFINE GO-2000A_V1 SYSTEM V2.00.411
Humidity:65.0%
Test Distance:5.000m [K=1.0000]
Remarks:

LUMINANCE LIMITATION CURVES

Test:U:220.24V I:0.0084A P:0.2889W PF:0.1564 Freq:50.00Hz Lamp Flux:823.892x1 lm		
NAME:	TYPE:	WEIGHT:
SPEC.:	DIM.: 60*55*297mm	SERIAL No.:01
MFR.: NORDECOR	SUR.:	Shielding Angle:24°



LUMINANCE cd/(m2)		
G(DEG)	C0/180	C90/270
85	255	0
80	160	0
75	129	12
70	127	10
65	135	7
60	145	7
55	158	83
50	171	141
45	182	192

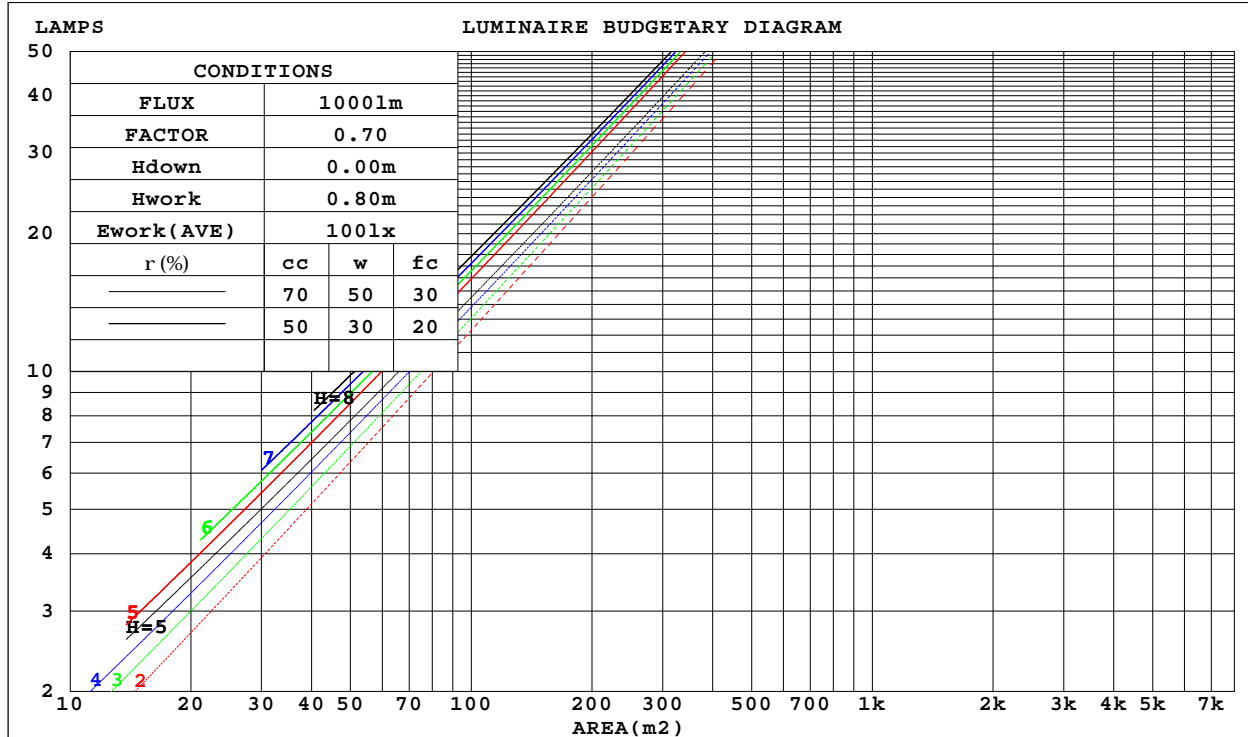
H(b) Range:-90 - 90DEG
H(b) Interval: 1.0DEG
Test Speed: HIGH
Temperature:25.3DEG
Operators:
Test Date:2026-07-02

V(B) Range:-75 - 75DEG
V(B) Interval: 5.0DEG
Test System:EVERFINE GO-2000A_V1 SYSTEM V2.00.411
Humidity:65.0%
Test Distance:5.000m [K=1.0000]
Remarks:

CU AND LUMINAIRE BUDGETARY ESTIMATE DIAGRAM

Test:U:220.24V I:0.0084A P:0.2889W PF:0.1564 Freq:50.00Hz Lamp Flux:823.892x1 lm		
NAME:	TYPE:	WEIGHT:
SPEC.:	DIM.: 60*55*297mm	SERIAL No.:01
MFR.: NORDECOR	SUR.:	Shielding Angle:24°

r _{cc}	80%			70%			50%			30%			10%			0
r _w	50%	30%	10%	50%	30%	10%	50%	30%	10%	50%	30%	10%	50%	30%	10%	0
r _{fc}	20%			20%			20%			20%			20%			0
RCR	RCR:Room Cavity Ratio						Coefficients of Utilization(CU)									
0.0	1.19	1.19	1.19	1.16	1.16	1.16	1.11	1.11	1.11	1.06	1.06	1.06	1.02	1.02	1.02	.00
1.0	1.13	1.10	1.09	1.10	1.09	1.07	1.06	1.05	1.04	1.03	1.02	1.01	.99	.99	.98	.96
2.0	1.07	1.04	1.01	1.05	1.02	.99	1.02	.99	.98	.99	.97	.96	.96	.95	.94	.92
3.0	1.02	.98	.95	1.01	.97	.94	.98	.95	.93	.96	.93	.91	.94	.92	.90	.89
4.0	.98	.93	.90	.97	.93	.90	.95	.91	.89	.93	.90	.88	.91	.89	.87	.86
5.0	.94	.89	.86	.93	.89	.86	.91	.88	.85	.90	.87	.84	.88	.86	.84	.83
6.0	.90	.86	.83	.90	.86	.83	.88	.85	.82	.87	.84	.81	.86	.83	.81	.80
7.0	.87	.83	.80	.87	.82	.80	.85	.82	.79	.84	.81	.79	.83	.81	.78	.77
8.0	.84	.80	.77	.84	.80	.77	.83	.79	.77	.82	.79	.76	.81	.78	.76	.75
9.0	.82	.77	.74	.81	.77	.74	.80	.77	.74	.80	.76	.74	.79	.76	.74	.73
10.0	.79	.75	.72	.79	.75	.72	.78	.74	.72	.78	.74	.72	.77	.74	.72	.71



H_(β) Range:-90 - 90DEG
H_(β) Interval: 1.0DEG
Test Speed: HIGH
Temperature:25.3DEG
Operators:
Test Date:2026-07-02

V(B) Range:-75 - 75DEG
V(B) Interval: 5.0DEG
Test System:EVERFINE GO-2000A_V1 SYSTEM V2.00.411
Humidity:65.0%
Test Distance:5.000m [K=1.0000]
Remarks:

WEC AND CCEC

Test:U:220.24V I:0.0084A P:0.2889W PF:0.1564 Freq:50.00Hz Lamp Flux:823.892x1 lm		
NAME:	TYPE:	WEIGHT:
SPEC.:	DIM.: 60*55*297mm	SERIAL No.:01
MFR.: NORDECOR	SUR.:	Shielding Angle:24°

rcc	80%			70%			50%			30%			10%			0
r _w	50%	30%	10%	50%	30%	10%	50%	30%	10%	50%	30%	10%	50%	30%	10%	0
r _{fc}	20%			20%			20%			20%			20%			0
RCR	RCR:Room Cavity Ratio						Wall Exitance Coefficients(WEC)									
0.0																
1.0	.144	.082	.026	.138	.079	.025	.125	.072	.023	.114	.066	.021	.103	.060	.019	
2.0	.134	.074	.023	.129	.071	.022	.119	.066	.020	.109	.061	.019	.100	.057	.018	
3.0	.125	.067	.020	.121	.065	.019	.112	.061	.018	.104	.057	.017	.097	.054	.017	
4.0	.117	.061	.018	.114	.059	.018	.106	.056	.017	.099	.053	.016	.093	.051	.015	
5.0	.111	.056	.016	.107	.055	.016	.101	.053	.015	.095	.050	.015	.090	.048	.014	
6.0	.105	.052	.015	.102	.051	.015	.096	.049	.014	.091	.047	.014	.087	.046	.014	
7.0	.099	.049	.014	.097	.048	.014	.092	.047	.013	.088	.045	.013	.084	.043	.013	
8.0	.095	.046	.013	.092	.045	.013	.088	.044	.013	.084	.043	.012	.081	.041	.012	
9.0	.090	.044	.012	.088	.043	.012	.085	.042	.012	.081	.041	.012	.078	.040	.011	
10.0	.087	.041	.012	.085	.041	.011	.082	.040	.011	.079	.039	.011	.076	.038	.011	

rcc	80%			70%			50%			30%			10%			0
r _w	50%	30%	10%	50%	30%	10%	50%	30%	10%	50%	30%	10%	50%	30%	10%	0
r _{fc}	20%			20%			20%			20%			20%			0
RCR	RCR:Room Cavity Ratio						Ceiling Cavity Exitance Coefficients(CCEC)									
0.0	.190	.190	.190	.163	.163	.163	.111	.111	.111	.064	.064	.064	.020	.020	.020	
1.0	.169	.158	.147	.144	.135	.127	.099	.093	.088	.057	.054	.051	.018	.017	.017	
2.0	.151	.133	.117	.130	.114	.101	.089	.079	.071	.051	.046	.041	.016	.015	.013	
3.0	.137	.113	.095	.117	.098	.082	.080	.068	.058	.046	.040	.034	.015	.013	.011	
4.0	.124	.098	.078	.107	.085	.068	.073	.059	.048	.042	.035	.028	.014	.011	.009	
5.0	.114	.086	.065	.098	.074	.057	.067	.052	.040	.039	.030	.024	.013	.010	.008	
6.0	.105	.076	.055	.091	.066	.048	.062	.046	.034	.036	.027	.020	.012	.009	.007	
7.0	.098	.068	.047	.084	.059	.041	.058	.041	.029	.034	.024	.017	.011	.008	.006	
8.0	.091	.061	.040	.079	.053	.035	.054	.037	.025	.032	.022	.015	.010	.007	.005	
9.0	.086	.056	.035	.074	.048	.031	.051	.034	.022	.030	.020	.013	.010	.007	.004	
10.0	.081	.051	.031	.070	.044	.027	.048	.031	.019	.028	.018	.011	.009	.006	.004	

H_(h) Range:-90 - 90DEG
H_(h) Interval: 1.0DEG
Test Speed: HIGH
Temperature:25.3DEG
Operators:
Test Date:2026-07-02

V(B) Range:-75 - 75DEG
V(B) Interval: 5.0DEG
Test System:EVERFINE GO-2000A_V1 SYSTEM V2.00.411
Humidity:65.0%
Test Distance:5.000m [K=1.0000]
Remarks:

UGR(Unified Glare Rating) Table

Test:U:220.24V I:0.0084A P:0.2889W PF:0.1564 Freq:50.00Hz Lamp Flux:823.892x1 lm										
NAME:			TYPE:			WEIGHT:				
SPEC.:			DIM.: 60*55*297mm			SERIAL No.:01				
MFR.: NORDECOR			SUR.:			Shielding Angle:24°				
ceiling/cavity	0.7	0.7	0.5	0.5	0.3	0.7	0.7	0.5	0.5	0.3
walls	0.5	0.3	0.5	0.3	0.3	0.5	0.3	0.5	0.3	0.3
working plane	0.2	0.2	0.2	0.2	0.2	0.2	0.2	0.2	0.2	0.2
Room dimensions	Viewed crosswise					Viewed endwise				
x = 2H y = 2H	-2.9	-2.2	-2.7	-2.1	-1.9	-3.3	-2.6	-3.1	-2.5	-2.3
3H	-1.7	-1.1	-1.5	-0.9	-0.7	-3.5	-2.8	-3.2	-2.6	-2.5
4H	-1.2	-0.5	-0.9	-0.3	-0.1	-3.5	-2.9	-3.3	-2.7	-2.5
6H	-0.6	-0.0	-0.3	0.2	0.4	-3.6	-3.0	-3.3	-2.8	-2.6
8H	-0.3	0.2	-0.0	0.5	0.7	-3.7	-3.1	-3.4	-2.9	-2.6
12H	0.1	0.6	0.4	0.9	1.1	-3.7	-3.2	-3.4	-2.9	-2.7
4H 2H	-2.9	-2.3	-2.6	-2.1	-1.9	-3.3	-2.7	-3.1	-2.5	-2.3
3H	-1.7	-1.1	-1.4	-0.9	-0.6	-3.5	-2.9	-3.2	-2.7	-2.4
4H	-1.1	-0.6	-0.8	-0.3	-0.0	-3.6	-3.1	-3.2	-2.8	-2.5
6H	-0.5	-0.1	-0.2	0.2	0.6	-3.6	-3.2	-3.3	-2.9	-2.5
8H	-0.2	0.2	0.1	0.5	0.9	-3.7	-3.3	-3.3	-2.9	-2.6
12H	0.2	0.5	0.6	0.9	1.3	-3.8	-3.4	-3.4	-3.0	-2.6
8H 4H	-1.3	-0.8	-0.9	-0.5	-0.1	-3.7	-3.2	-3.3	-2.9	-2.5
6H	-0.7	-0.4	-0.3	0.0	0.5	-3.8	-3.4	-3.3	-3.0	-2.6
8H	-0.4	-0.1	0.1	0.3	0.8	-3.8	-3.5	-3.4	-3.1	-2.7
12H	0.0	0.3	0.5	0.7	1.2	-3.9	-3.6	-3.4	-3.2	-2.7
12H 4H	-1.3	-0.9	-0.9	-0.6	-0.2	-3.7	-3.3	-3.3	-3.0	-2.6
6H	-0.7	-0.4	-0.3	-0.0	0.4	-3.8	-3.5	-3.4	-3.1	-2.7
8H	-0.4	-0.2	0.0	0.3	0.7	-3.9	-3.6	-3.4	-3.2	-2.7
Variations with the observer position at spacings:										
S = 1.0H	+ 0.4 / - 0.6					+ 3.6 / - 5.7				
1.5H	+ 0.4 / - 0.6					+ 4.7 / - 2.8				
2.0H	+ 1.1 / - 1.1					+ 3.6 / -11.7				

CIE Pub.117, 823.9 lm Total Lamp Luminous Flux Correct (8log(F/F0) = -0.7)
Area: 0.1 m2

H_(b) Range:-90 - 90DEG
H_(b) Interval: 1.0DEG
Test Speed: HIGH
Temperature:25.3DEG
Operators:
Test Date:2026-07-02

V(B) Range:-75 - 75DEG
V(B) Interval: 5.0DEG
Test System:EVERFINE GO-2000A_V1 SYSTEM V2.00.411
Humidity:65.0%
Test Distance:5.000m [K=1.0000]
Remarks:

UTILIZATION FACTORS TABLE

Test:U:220.24V I:0.0084A P:0.2889W PF:0.1564 Freq:50.00Hz Lamp Flux:823.892x1 lm		
NAME:	TYPE:	WEIGHT:
SPEC.:	DIM.: 60*55*297mm	SERIAL No.:01
MFR.: NORDECOR	SUR.:	Shielding Angle:24°

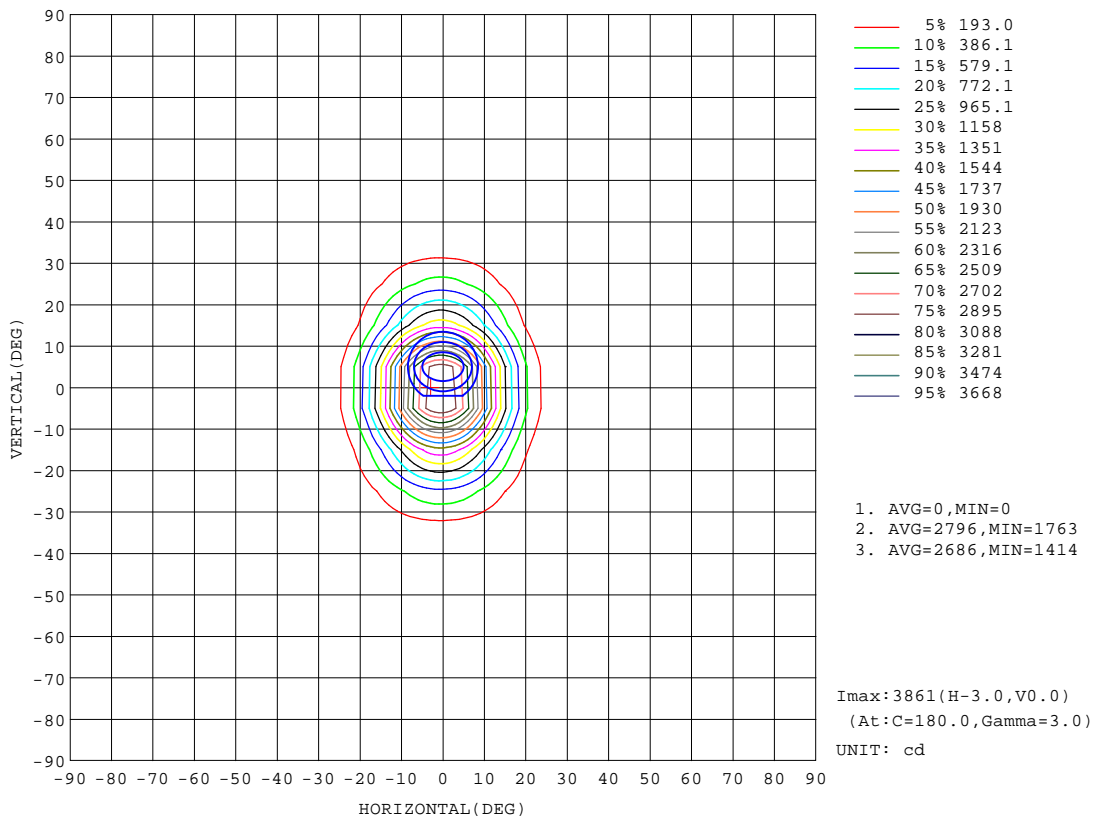
REFLECTANCE										
Ceiling	0.8	0.8	0.8	0.7	0.7	0.7	0.5	0.5	0.5	0
Walls	0.7	0.5	0.3	0.7	0.5	0.3	0.7	0.5	0.3	0
Working plane	0.2	0.2	0.2	0.2	0.2	0.2	0.2	0.2	0.2	0
ROOM INDEX	UTILIZATION FACTORS(PERCENT) k(RI) x RCR = 5									
k = 0.60	90	84	80	89	83	80	88	83	80	76
0.80	97	91	88	96	91	88	95	90	87	84
1.00	101	95	92	100	95	92	98	95	91	87
1.25	104	99	96	103	99	96	101	98	95	91
1.50	107	102	99	106	102	99	103	100	98	93
2.00	109	105	102	108	104	101	105	102	100	95
2.50	111	107	104	109	106	103	106	104	102	96
3.00	112	109	106	110	108	105	107	105	103	97
4.00	114	112	110	112	110	108	109	107	105	98
5.00	115	113	112	113	111	110	109	108	107	99
ROOM INDEX	UF(total)									Direct
According to DIN EN 13032-2 2004			Suspended				SHRNOM = 1.25			

H_(b) Range:-90 - 90DEG
H_(b) Interval: 1.0DEG
Test Speed: HIGH
Temperature:25.3DEG
Operators:
Test Date:2026-07-02

V(B) Range:-75 - 75DEG
V(B) Interval: 5.0DEG
Test System:EVERFINE GO-2000A_V1 SYSTEM V2.00.411
Humidity:65.0%
Test Distance:5.000m [K=1.0000]
Remarks:

ISOCANDELA DIAGRAM

Test:U:220.24V I:0.0084A P:0.2889W PF:0.1564 Freq:50.00Hz Lamp Flux:823.892x1 lm		
NAME:	TYPE:	WEIGHT:
SPEC.:	DIM.: 60*55*297mm	SERIAL No.:01
MFR.: NORDECOR	SUR.:	Shielding Angle:24°



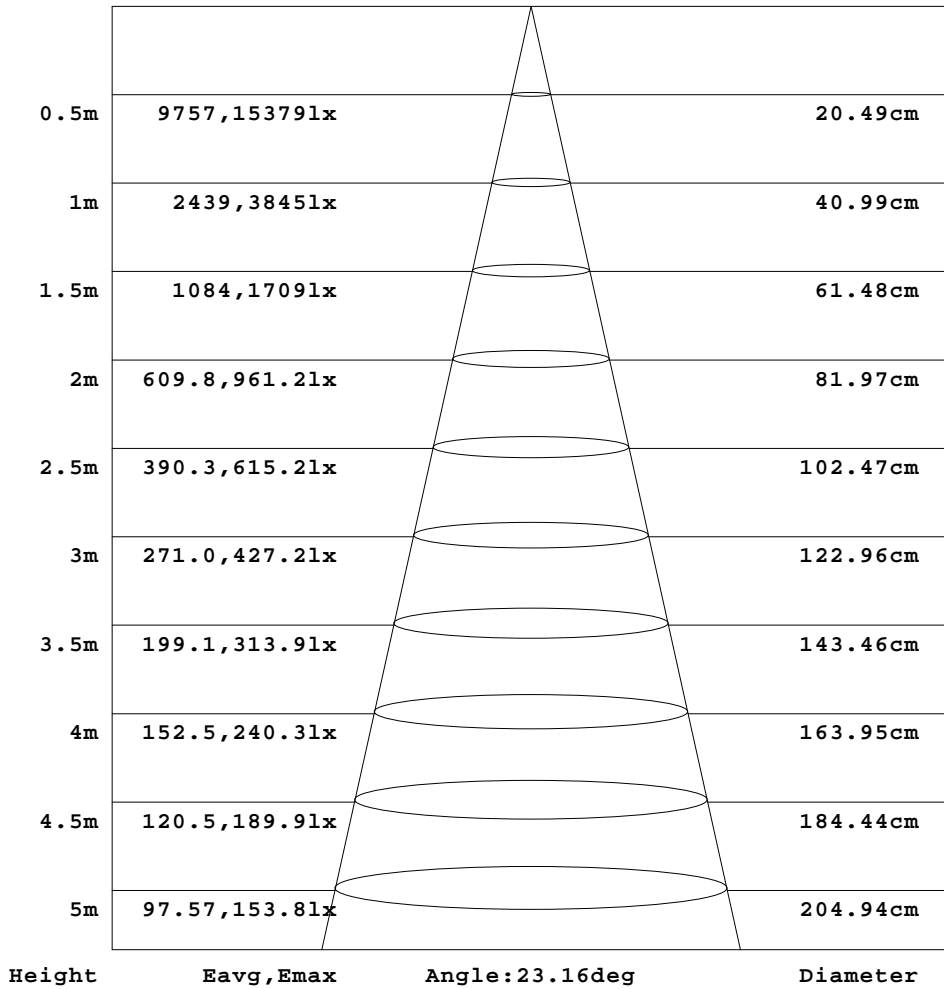
H(β) Range:-90 - 90DEG
 H(β) Interval: 1.0DEG
 Test Speed: HIGH
 Temperature:25.3DEG
 Operators:
 Test Date:2026-07-02

V(B) Range:-75 - 75DEG
 V(B) Interval: 5.0DEG
 Test System:EVERFINE GO-2000A_V1 SYSTEM V2.00.411
 Humidity:65.0%
 Test Distance:5.000m [K=1.0000]
 Remarks:

AAI Figure

Test:U:220.24V I:0.0084A P:0.2889W PF:0.1564 Freq:50.00Hz Lamp Flux:823.892x1 lm		
NAME:	TYPE:	WEIGHT:
SPEC.:	DIM.: 60*55*297mm	SERIAL No.:01
MFR.: NORDECOR	SUR.:	Shielding Angle:24°

Flux out:346.2 lm



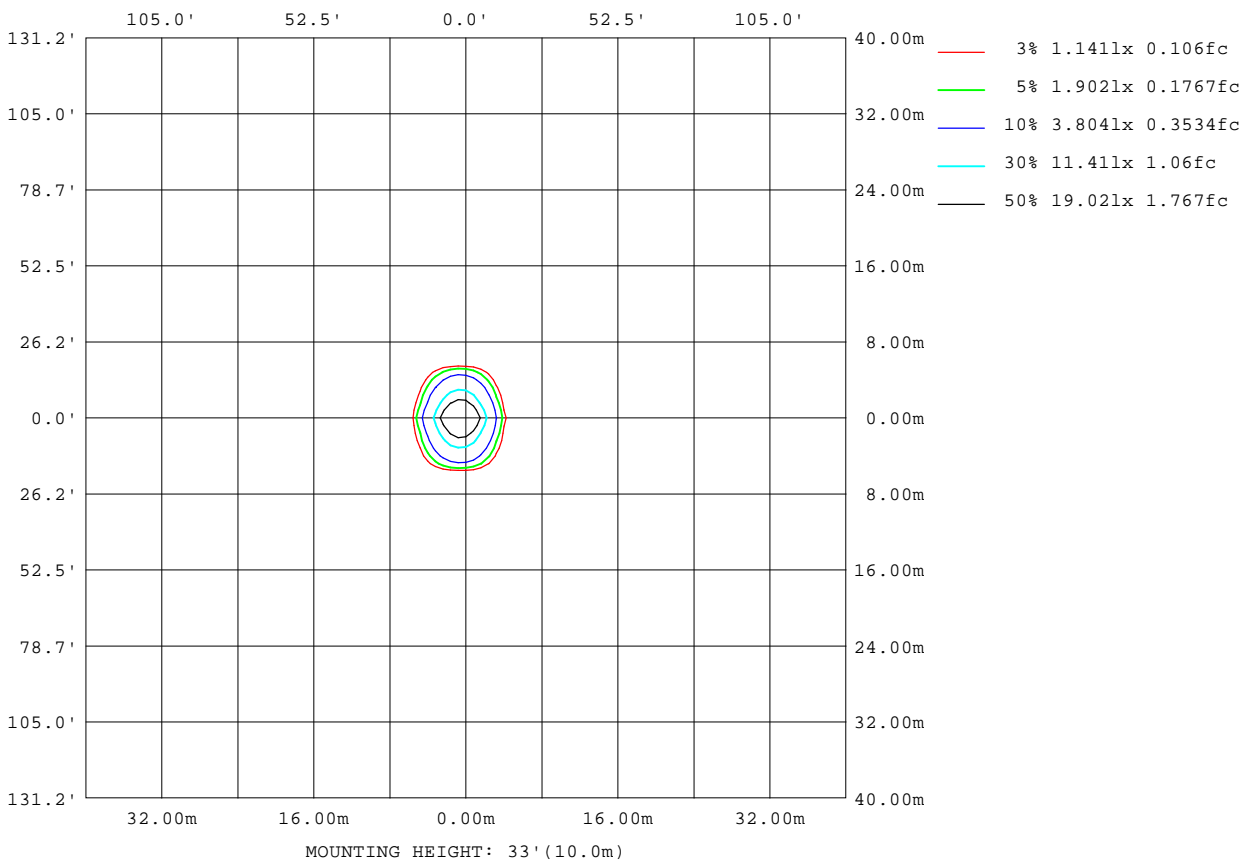
Note:The Curves indicate the illuminated area and the average illumination when the luminaire is at different distance.

H_(b) Range:-90 - 90DEG
H_(b) Interval: 1.0DEG
Test Speed: HIGH
Temperature:25.3DEG
Operators:
Test Date:2026-07-02

V(B) Range:-75 - 75DEG
V(B) Interval: 5.0DEG
Test System:EVERFINE GO-2000A_V1 SYSTEM V2.00.411
Humidity:65.0%
Test Distance:5.000m [K=1.0000]
Remarks:

ISOLUX DIAGRAM

Test:U:220.24V I:0.0084A P:0.2889W PF:0.1564 Freq:50.00Hz Lamp Flux:823.892x1 lm		
NAME:	TYPE:	WEIGHT:
SPEC.:	DIM.: 60*55*297mm	SERIAL No.:01
MFR.: NORDECOR	SUR.:	Shielding Angle:24°



H(β) Range:-90 - 90DEG
H(β) Interval: 1.0DEG
Test Speed: HIGH
Temperature:25.3DEG
Operators:
Test Date:2026-07-02

V(B) Range:-75 - 75DEG
V(B) Interval: 5.0DEG
Test System:EVERFINE GO-2000A_V1 SYSTEM V2.00.411
Humidity:65.0%
Test Distance:5.000m [K=1.0000]
Remarks:

LED Avg.L Report

Test:U:220.24V I:0.0084A P:0.2889W PF:0.1564 Freq:50.00Hz Lamp Flux:823.892x1 lm		
NAME:	TYPE:	WEIGHT:
SPEC.:	DIM.: 60*55*297mm	SERIAL No.:01
MFR.: NORDECOR	SUR.:	Shielding Angle:24°

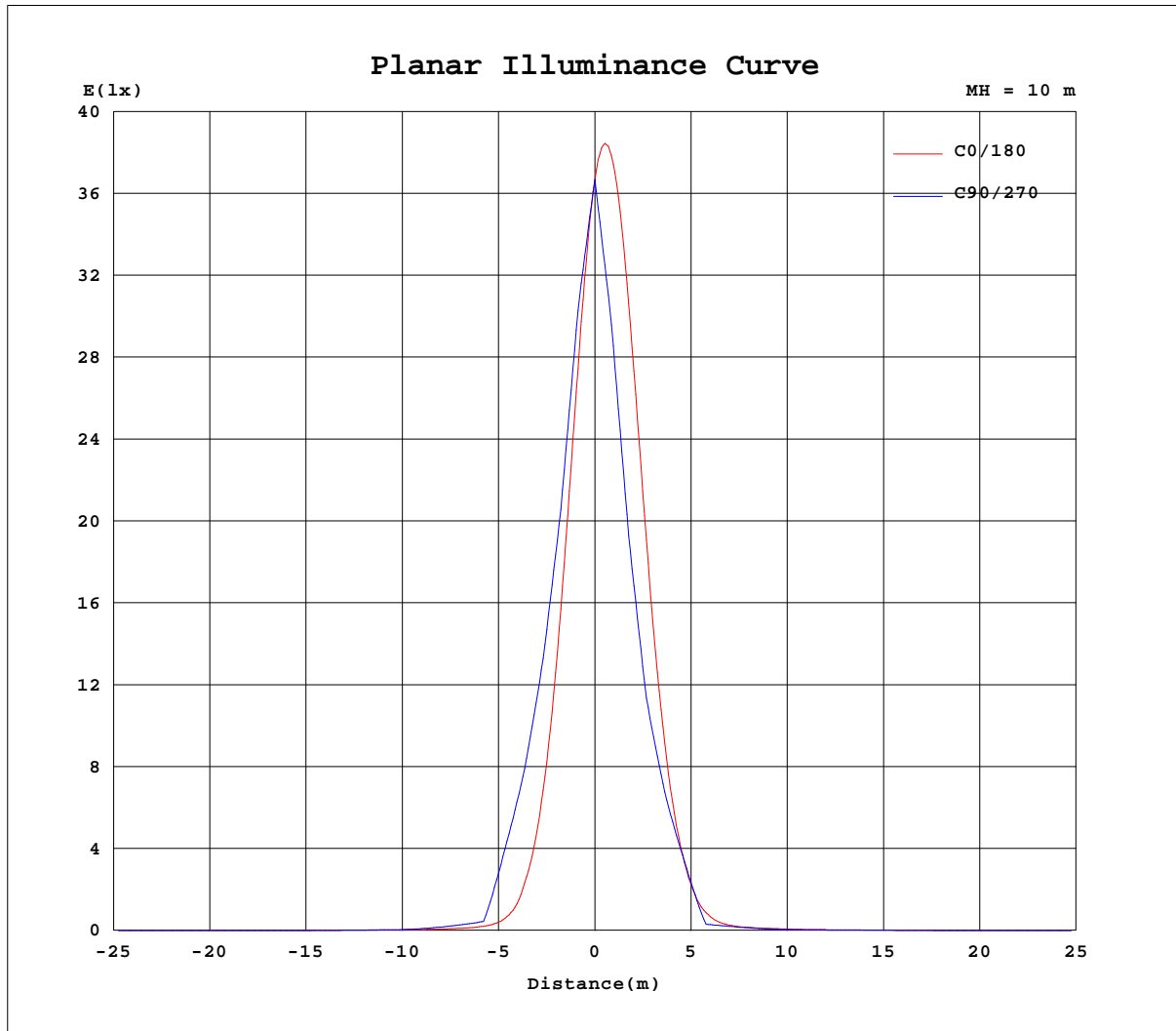
AvgL	cd/m2
L_0~180(65)av	186
L_0~180(75)av	183
L_0~180(85)av	320
L_90~270(65)av	90
L_90~270(75)av	91
L_90~270(85)av	0
L_45(65)av	93
L_45(75)av	82
L_45(85)av	0

Standard: GB/T 29293-2012

H(β) Range:-90 - 90DEG
H(β) Interval: 1.0DEG
Test Speed: HIGH
Temperature:25.3DEG
Operators:
Test Date:2026-07-02

V(B) Range:-75 - 75DEG
V(B) Interval: 5.0DEG
Test System:EVERFINE GO-2000A_V1 SYSTEM V2.00.411
Humidity:65.0%
Test Distance:5.000m [K=1.0000]
Remarks:

Planar Illuminance Curve



H(β) Range:-90 - 90DEG
 H(β) Interval: 1.0DEG
 Test Speed: HIGH
 Temperature:25.3DEG
 Operators:
 Test Date:2026-07-02

V(B) Range:-75 - 75DEG
 V(B) Interval: 5.0DEG
 Test System:EVERFINE GO-2000A_V1 SYSTEM V2.00.411
 Humidity:65.0%
 Test Distance:5.000m [K=1.0000]
 Remarks:

LUMINOUS DISTRIBUTION INTENSITY DATA

Test:U:220.24V I:0.0084A P:0.2889W PF:0.1564 Freq:50.00Hz Lamp Flux:823.892x1 lm		
NAME:	TYPE:	WEIGHT:
SPEC.:	DIM.: 60*55*297mm	SERIAL No.:01
MFR.: NORDECOR	SUR.:	Shielding Angle:24°

Table--1

UNIT: cd

C(DEG) g (DEG)	0	5	10	15	20	25	30	35	40	45	50	55	60	65	70	75	80	85	90
0	3669	3669	3669	3669	3669	3669	3669	3669	3669	3669	3669	3669	3669	3669	3669	3669	3669	3669	3669
5	2775	2771	2775	2785	2801	2822	2846	2874	2900	2926	2952	2976	2996	3016	3029	3041	3051	3056	3065
10	1645	1689	1748	1821	1905	1999	2088	2028	1982	1950	1927	1916	1917	1932	1957	1994	2042	2097	2155
15	760	831	920	1026	1111	1038	969	907	850	911	1008	1104	1194	1276	1345	1399	1436	1460	1474
20	281	338	408	462	405	344	307	385	475	575	638	663	690	720	756	800	848	902	955
25	80.5	109	147	133	103	104	147	204	212	214	209	250	312	374	430	476	510	529	539
30	32.7	41.4	47.5	38.5	36.5	50.1	60.6	57.3	53.4	76.2	110	145	152	148	134	113	90.3	73.3	68.9
35	20.7	23.5	23.1	19.8	23.6	25.2	22.1	24.4	32.2	37.4	35.9	23.9	26.1	31.4	37.5	43.6	48.1	50.8	51.9
40	15.5	17.2	15.5	15.6	16.7	14.5	15.0	16.6	15.2	14.0	16.0	18.4	20.9	22.6	24.5	26.5	28.5	30.3	32.0
45	12.9	13.4	12.1	12.7	11.5	11.4	11.3	9.86	10.6	12.1	12.3	12.4	12.8	13.7	14.3	14.5	14.2	13.8	13.6
50	11.0	11.4	10.6	10.4	9.50	9.09	8.30	8.74	8.58	8.43	9.17	9.77	9.69	9.37	9.13	8.97	8.90	8.95	9.08
55	9.04	9.30	9.23	7.89	7.82	6.88	7.18	6.68	6.97	7.37	6.72	6.11	5.76	5.49	5.25	5.02	4.84	4.76	4.74
60	7.23	7.21	7.27	6.60	5.54	5.70	5.23	5.62	4.83	4.11	3.67	3.22	2.63	2.04	1.49	1.00	0.62	0.39	0.33
65	5.71	5.53	5.06	4.55	4.49	4.10	3.84	2.97	2.44	1.75	0.96	0.32	0.32	0.32	0.32	0.31	0.31	0.32	0.32
70	4.34	4.61	4.03	3.56	3.13	2.42	1.79	1.03	0.32	0.33	0.32	0.32	0.32	0.32	0.32	0.32	0.32	0.32	0.32
75	3.33	3.05	2.47	2.32	1.48	0.78	0.33	0.33	0.32	0.32	0.33	0.32	0.32	0.32	0.32	0.32	0.33	0.32	0.32
80	2.77	2.09	1.73	0.81	0.33	0.32	0.32	0.32	0.32	0.26	0.20	0.14	0.10	0.07	0.04	0.02	0.01	0.00	0.00
85	2.23	1.26	0.32	0.32	0.28	0.11	0.00	0.00	0.00	0.00	0.00	0.00	0.00	0.00	0.00	0.00	0.00	0.00	0.00
90	1.86	0.00	0.00	0.00	0.00	0.00	0.00	0.00	0.00	0.00	0.00	0.00	0.00	0.00	0.00	0.00	0.00	0.00	0.00

H(β) Range:-90 - 90DEG
H(β) Interval: 1.0DEG
Test Speed: HIGH
Temperature:25.3DEG
Operators:
Test Date:2026-07-02

V(B) Range:-75 - 75DEG
V(B) Interval: 5.0DEG
Test System:EVERFINE GO-2000A_V1 SYSTEM V2.00.411
Humidity:65.0%
Test Distance:5.000m [K=1.0000]
Remarks:

LUMINOUS DISTRIBUTION INTENSITY DATA

Test:U:220.24V I:0.0084A P:0.2889W PF:0.1564 Freq:50.00Hz Lamp Flux:823.892x1 lm		
NAME:	TYPE:	WEIGHT:
SPEC.:	DIM.: 60*55*297mm	SERIAL No.:01
MFR.: NORDECOR	SUR.:	Shielding Angle:24°

Table--2

UNIT: cd

C(DEG) g (DEG)	95	100	105	110	115	120	125	130	135	140	145	150	155	160	165	170	175	180	185
0	3669	3669	3669	3669	3669	3669	3669	3669	3669	3669	3669	3669	3669	3669	3669	3669	3669	3669	3669
5	3067	3075	3082	3092	3108	3125	3151	3179	3214	3258	3308	3363	3425	3495	3572	3653	3739	3827	3733
10	2211	2264	2311	2351	2381	2399	2401	2393	2375	2346	2314	2279	2383	2513	2660	2826	3008	3206	3000
15	1480	1485	1492	1504	1524	1553	1592	1639	1694	1719	1622	1519	1418	1323	1458	1658	1877	2119	1869
20	999	1030	1042	1027	986	923	842	751	735	804	870	930	833	713	609	723	903	1100	897
25	542	543	544	548	552	554	550	518	421	330	251	316	368	346	258	219	328	443	325
30	79.6	103	131	157	173	176	168	183	193	191	135	88.4	92.3	116	100	70.2	94.4	136	93.8
35	51.6	50.3	48.3	45.9	43.3	40.7	40.3	49.8	47.1	48.3	54.4	49.5	36.9	38.5	44.8	36.8	37.8	48.5	37.6
40	33.1	33.5	32.7	30.5	27.4	24.5	22.8	22.4	21.8	21.8	21.2	24.2	26.1	23.1	25.5	26.0	24.8	30.5	24.7
45	14.0	15.0	16.4	17.5	18.0	18.0	17.2	15.5	14.3	14.7	15.2	14.8	16.6	18.2	17.6	20.5	18.3	22.5	18.1
50	9.26	9.49	9.74	10.0	10.2	10.5	11.0	11.5	11.9	11.0	10.6	11.4	12.1	13.7	14.4	15.5	15.3	17.3	15.2
55	4.82	5.01	5.32	5.74	6.25	6.85	7.41	7.78	8.14	8.62	8.94	8.99	10.1	10.6	12.5	12.8	13.3	14.8	13.2
60	0.40	0.64	1.02	1.54	2.14	2.79	3.50	4.36	5.26	5.88	6.39	7.28	7.58	8.83	9.32	10.5	11.4	12.4	11.3
65	0.32	0.31	0.32	0.32	0.32	0.32	0.31	1.02	1.91	2.87	3.96	4.70	5.66	6.26	7.57	8.73	9.43	10.0	9.33
70	0.32	0.31	0.32	0.32	0.32	0.32	0.32	0.32	0.32	0.32	1.13	2.19	3.37	4.30	5.04	5.92	6.88	7.91	6.80
75	0.31	0.33	0.32	0.32	0.32	0.32	0.32	0.32	0.32	0.32	0.31	0.31	0.89	2.13	3.21	4.35	5.35	6.12	5.29
80	0.00	0.01	0.02	0.04	0.06	0.10	0.14	0.19	0.26	0.32	0.32	0.32	0.32	0.33	0.99	2.33	3.48	4.61	3.45
85	0.00	0.00	0.00	0.00	0.00	0.00	0.00	0.00	0.00	0.00	0.00	0.00	0.11	0.29	0.33	0.32	1.62	3.35	1.74
90	0.00	0.00	0.00	0.00	0.00	0.00	0.00	0.00	0.00	0.00	0.00	0.00	0.00	0.00	0.00	0.00	0.00	1.99	0.00

H(B) Range:-90 - 90DEG
H(B) Interval: 1.0DEG
Test Speed: HIGH
Temperature:25.3DEG
Operators:
Test Date:2026-07-02

V(B) Range:-75 - 75DEG
V(B) Interval: 5.0DEG
Test System:EVERFINE GO-2000A_V1 SYSTEM V2.00.411
Humidity:65.0%
Test Distance:5.000m [K=1.0000]
Remarks:

LUMINOUS DISTRIBUTION INTENSITY DATA

Test:U:220.24V I:0.0084A P:0.2889W PF:0.1564 Freq:50.00Hz Lamp Flux:823.892x1 lm		
NAME:	TYPE:	WEIGHT:
SPEC.:	DIM.: 60*55*297mm	SERIAL No.:01
MFR.: NORDECOR	SUR.:	Shielding Angle:24°

Table--3

UNIT: cd

C(DEG) g (DEG)	190	195	200	205	210	215	220	225	230	235	240	245	250	255	260	265	270	275	280
0	3669	3669	3669	3669	3669	3669	3669	3669	3669	3669	3669	3669	3669	3669	3669	3669	3669	3669	3669
5	3642	3554	3472	3396	3328	3268	3213	3165	3125	3093	3063	3043	3025	3013	3004	2996	2994	2985	2981
10	2809	2634	2477	2338	2223	2245	2265	2282	2288	2287	2276	2251	2217	2174	2125	2073	2020	1966	1917
15	1642	1433	1288	1366	1450	1533	1611	1572	1505	1444	1391	1346	1313	1290	1275	1266	1260	1250	1235
20	711	589	680	785	866	796	720	637	638	715	783	837	872	886	877	851	813	768	722
25	214	245	320	335	279	205	276	356	439	466	469	467	462	458	457	456	454	446	429
30	68.4	94.8	108	83.3	75.3	112	158	162	154	142	148	143	127	104	78.2	57.7	48.7	53.5	69.6
35	36.1	43.2	36.9	34.6	44.5	47.9	42.9	41.7	43.1	34.5	33.6	34.6	35.8	36.9	37.7	38.2	38.1	37.1	35.4
40	25.7	25.0	22.7	25.3	23.3	20.9	21.6	21.5	21.7	21.7	22.5	23.8	25.3	26.4	26.6	26.1	25.1	23.9	22.8
45	20.2	17.1	17.9	16.3	14.8	15.4	15.1	14.8	15.8	16.9	17.0	16.7	16.1	15.3	14.5	13.8	13.5	13.4	13.5
50	15.2	14.0	13.4	12.0	11.4	10.9	11.6	12.6	12.2	11.6	11.4	11.6	11.8	12.0	12.1	12.0	11.7	11.4	11.0
55	12.5	12.2	10.5	10.1	9.39	9.61	9.51	9.26	9.72	10.1	10.2	10.2	10.3	10.4	10.4	10.4	10.3	10.1	9.82
60	10.3	9.26	8.89	8.03	8.10	7.52	8.01	8.36	8.38	8.42	8.65	8.81	8.90	8.92	8.86	8.75	8.59	8.38	8.11
65	8.64	7.59	6.67	6.47	6.28	6.73	6.65	6.89	7.23	7.44	7.45	7.46	7.45	7.43	7.40	7.34	7.26	7.15	6.96
70	5.90	5.31	5.03	5.25	5.19	5.50	5.84	5.83	5.83	5.94	6.03	6.08	6.08	6.04	5.98	5.88	5.77	5.64	5.48
75	4.45	3.78	4.07	4.20	4.45	4.40	4.61	4.78	4.83	4.81	4.77	4.73	4.66	4.60	4.54	4.47	4.41	4.34	4.26
80	2.73	2.95	3.28	3.42	3.65	3.65	3.62	3.01	2.33	1.76	1.27	0.88	0.55	0.31	0.14	0.03	0.00	0.03	0.13
85	2.23	2.60	2.34	0.98	0.00	0.00	0.00	0.00	0.00	0.00	0.00	0.00	0.00	0.00	0.00	0.00	0.00	0.00	0.00
90	0.00	0.00	0.00	0.00	0.00	0.00	0.00	0.00	0.00	0.00	0.00	0.00	0.00	0.00	0.00	0.00	0.00	0.00	0.00

H(B) Range:-90 - 90DEG
H(B) Interval: 1.0DEG
Test Speed: HIGH
Temperature:25.3DEG
Operators:
Test Date:2026-07-02

V(B) Range:-75 - 75DEG
V(B) Interval: 5.0DEG
Test System:EVERFINE GO-2000A_V1 SYSTEM V2.00.411
Humidity:65.0%
Test Distance:5.000m [K=1.0000]
Remarks:

LUMINOUS DISTRIBUTION INTENSITY DATA

Test:U:220.24V I:0.0084A P:0.2889W PF:0.1564 Freq:50.00Hz Lamp Flux:823.892x1 lm		
NAME:	TYPE:	WEIGHT:
SPEC.:	DIM.: 60*55*297mm	SERIAL No.:01
MFR.: NORDECOR	SUR.:	Shielding Angle:24°

Table--4

UNIT: cd

C(DEG) g (DEG)	285	290	295	300	305	310	315	320	325	330	335	340	345	350	355				
0	3669	3669	3669	3669	3669	3669	3669	3669	3669	3669	3669	3669	3669	3669	3669				
5	2973	2964	2953	2937	2921	2901	2879	2858	2837	2814	2795	2779	2769	2764	2766				
10	1877	1848	1830	1823	1830	1849	1880	1920	1972	2037	1957	1872	1797	1732	1681				
15	1210	1173	1123	1061	991	916	839	794	859	928	1003	1081	1004	905	824				
20	681	644	613	586	563	542	492	413	343	282	324	388	448	399	333				
25	401	362	315	263	209	174	178	176	170	126	93.1	97.4	128	143	107				
30	91.0	111	124	128	121	91.8	64.6	46.1	49.4	52.1	44.3	34.3	37.4	46.6	40.9				
35	32.8	29.7	26.5	23.2	22.5	32.0	33.3	29.0	22.8	20.9	23.9	22.7	19.5	22.9	23.4				
40	21.7	20.8	19.9	18.9	17.5	15.6	13.6	14.5	15.8	14.6	14.1	16.2	15.2	15.3	17.0				
45	13.6	13.5	13.0	12.5	12.1	12.0	11.8	10.2	9.63	11.0	11.1	11.2	12.4	11.9	13.4				
50	10.7	10.4	10.1	9.84	9.57	9.01	8.32	8.45	8.60	8.20	8.95	9.37	10.2	10.5	11.3				
55	9.47	9.05	8.59	8.10	7.70	7.55	7.44	6.97	6.63	7.11	6.83	7.74	7.82	9.13	9.25				
60	7.82	7.55	7.34	7.13	6.89	6.39	5.85	5.64	5.60	5.19	5.66	5.50	6.55	7.20	7.17				
65	6.70	6.40	6.10	5.78	5.43	5.24	5.12	4.83	4.26	4.17	4.06	4.45	4.51	4.98	5.47				
70	5.31	5.13	4.96	4.80	4.64	4.44	4.09	3.76	3.61	3.41	2.91	3.01	3.46	3.98	4.52				
75	4.18	4.06	3.90	3.74	3.53	3.26	3.12	3.08	3.01	2.51	2.28	2.03	1.98	2.27	2.93				
80	0.28	0.49	0.74	1.03	1.35	1.67	2.01	2.35	2.26	2.08	1.97	1.75	1.62	1.44	1.96				
85	0.00	0.00	0.00	0.00	0.00	0.00	0.00	0.00	0.00	0.00	0.65	1.57	1.60	1.39	1.15				
90	0.00	0.00	0.00	0.00	0.00	0.00	0.00	0.00	0.00	0.00	0.00	0.00	0.00	0.00	0.00				

H(β) Range:-90 - 90DEG
H(β) Interval: 1.0DEG
Test Speed: HIGH
Temperature:25.3DEG
Operators:
Test Date:2026-07-02

V(B) Range:-75 - 75DEG
V(B) Interval: 5.0DEG
Test System:EVERFINE GO-2000A_V1 SYSTEM V2.00.411
Humidity:65.0%
Test Distance:5.000m [K=1.0000]
Remarks: