

Floodlight Summary:

Report based on lamp delivering 1000 lumens.

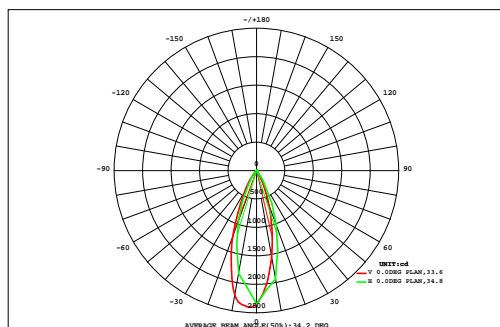
Maximum Intensity (Luminaire orientation as tested.)		2519.8 cd per klm. 0.0 degrees vertical 3.0 degrees horizontal
Beam Spread	At 10% of Imax	64.6V x 61.0H
	At 50% of Imax	34.8V x 33.6H
	At 90% of Imax	9.0V x 13.8H
Beam Flux	Total	998.3 lumens per klm.
	To 10% of Imax	897.0 lumens per klm.
	To 50% of Imax	492.6 lumens per klm.
	To 90% of Imax	73.0 lumens per klm.
	Upward LOR	0.0 %
	Downward LOR	99.8 %
Luminaire Efficiency(Light Output Ratio)		100.0 %

H(β) Range:-90 - 90DEG
H(β) Interval: 1.0DEG
Test Speed: HIGH
Temperature:25.3DEG
Operators:NORDECOR
Test Date:2024-10-10

V(B) Range:-80 - 80DEG
V(B) Interval: 5.0DEG
Test System:EVERFINE GO-2000A_V1 SYSTEM V2.00.411
Humidity:65.0%
Test Distance:5.780m [K=1.0000]
Remarks:

LUMINAIRE PHOTOMETRIC TEST REPORT

Test:U:220.35V I:0.1785A P:18.002W PF:0.4576 Freq:50.00Hz Lamp Flux:953.48x1 lm		
NAME: 6811	TYPE:	WEIGHT:460g
SPEC.:18W	DIM.: 8.1*8.1*9.6cm	SERIAL No.:01
MFR.: NORDECOR	SUR.:	Shielding Angle:38°



DATA OF LAMP		Eff:52.97lm/W	
MODEL		Imax(cd)	2403
NOMINAL POWER(W)		AVAILABILITY(%)	90.7
RATED VOLTAGE(V)		Avai. FLUX(lm)	865.0
NOMINAL FLUX(lm)	953.48	LOR(%)	100.0
LAMPS INSIDE	1	TOTAL FLUX(lm)	953.5
TEST VOLTAGE(V)	0	q @50%(H,V)	34,35DEG

VERTICAL(DEG)	AREA FLUX DIAGRAM																UNIT:lm			F t	F a	
	90	80	70	60	50	40	30	20	10	0	10	20	30	40	50	60	70	80	90			
90	0.00	0.00	0.00	0.00	0.00	0.00	0.00	0.00	0.00	0.00	0.00	0.00	0.00	0.00	0.00	0.00	0.00	0.00	0.00	0.00	0.00	0.00
80	0.01	0.02	0.04	0.05	0.07	0.08	0.08	0.09	0.09	0.09	0.08	0.08	0.07	0.06	0.04	0.03	0.02	0.01	0.99	0.00		
70	0.00	0.02	0.03	0.05	0.06	0.07	0.07	0.08	0.08	0.08	0.08	0.07	0.06	0.04	0.03	0.02	0.01	0.00	0.85	0.00		
60	0.00	0.02	0.03	0.05	0.06	0.06	0.07	0.08	0.08	0.08	0.08	0.06	0.05	0.04	0.03	0.02	0.01	0.00	0.83	0.00		
50	0.01	0.02	0.04	0.05	0.06	0.07	0.07	0.21	0.60	0.78	0.56	0.24	0.05	0.03	0.02	0.02	0.01	0.00	2.85	0.00		
40	0.01	0.03	0.05	0.07	0.08	0.09	0.41	1.59	3.74	4.99	3.45	1.39	0.41	0.05	0.02	0.02	0.01	0.00	16.4	3.21		
30	0.01	0.03	0.06	0.09	0.12	0.26	1.90	6.87	13.8	17.5	12.5	5.43	1.71	0.23	0.03	0.02	0.01	0.00	60.6	48.6		
	0.01	0.03	0.07	0.12	0.17	0.81	4.74	17.4	33.6	41.4	30.1	13.2	3.80	0.66	0.05	0.03	0.02	0.01	146	138		
	0.01	0.04	0.08	0.14	0.21	1.35	8.03	27.4	53.5	65.8	47.7	20.4	5.84	0.97	0.07	0.04	0.02	0.01	232	225		
	0.01	0.04	0.08	0.14	0.22	1.42	8.42	28.7	56.7	69.1	50.1	21.1	5.91	0.97	0.07	0.04	0.02	0.01	243	236		
	0.01	0.03	0.07	0.13	0.18	1.00	5.62	19.5	38.6	47.6	33.1	14.0	3.86	0.65	0.05	0.03	0.02	0.01	164	157		
	0.01	0.03	0.06	0.10	0.13	0.37	2.13	7.84	15.8	19.5	13.4	5.74	1.56	0.24	0.04	0.03	0.02	0.00	67.0	56.4		
-30	0.01	0.03	0.05	0.07	0.09	0.08	0.50	1.29	3.02	4.27	2.76	1.06	0.37	0.04	0.03	0.02	0.01	0.00	13.7	1.35		
-40	0.01	0.02	0.04	0.06	0.07	0.08	0.06	0.14	0.41	0.53	0.40	0.19	0.05	0.04	0.03	0.02	0.01	0.00	2.16	0.00		
-50	0.00	0.02	0.04	0.05	0.07	0.08	0.10	0.09	0.08	0.08	0.08	0.07	0.07	0.05	0.03	0.02	0.01	0.00	0.95	0.00		
-60	0.00	0.02	0.04	0.05	0.06	0.07	0.09	0.10	0.12	0.12	0.11	0.09	0.07	0.05	0.04	0.02	0.01	0.00	1.07	0.00		
-70	0.00	0.01	0.03	0.04	0.05	0.06	0.07	0.07	0.08	0.08	0.08	0.07	0.06	0.04	0.03	0.02	0.01	0.00	0.80	0.00		
-80	0.00	0.00	0.01	0.02	0.02	0.02	0.03	0.03	0.03	0.03	0.03	0.02	0.02	0.02	0.01	0.01	0.01	0.00	0.30	0.00		
-90	0.00	0.00	0.00	0.00	0.00	0.00	0.00	0.00	0.00	0.00	0.00	0.00	0.00	0.00	0.00	0.00	0.00	0.00	0.00	0.00	0.00	0.00
F t	0.10	0.42	0.81	1.27	1.72	5.96	32.4	111	220	272	195	83.1	23.9	4.17	0.63	0.42	0.24	0.07	953	---		
F a	0.00	0.00	0.00	0.00	0.00	0.00	17.5	102	212	264	186	73.5	9.91	0.00	0.00	0.00	0.00	0.00	---	865		

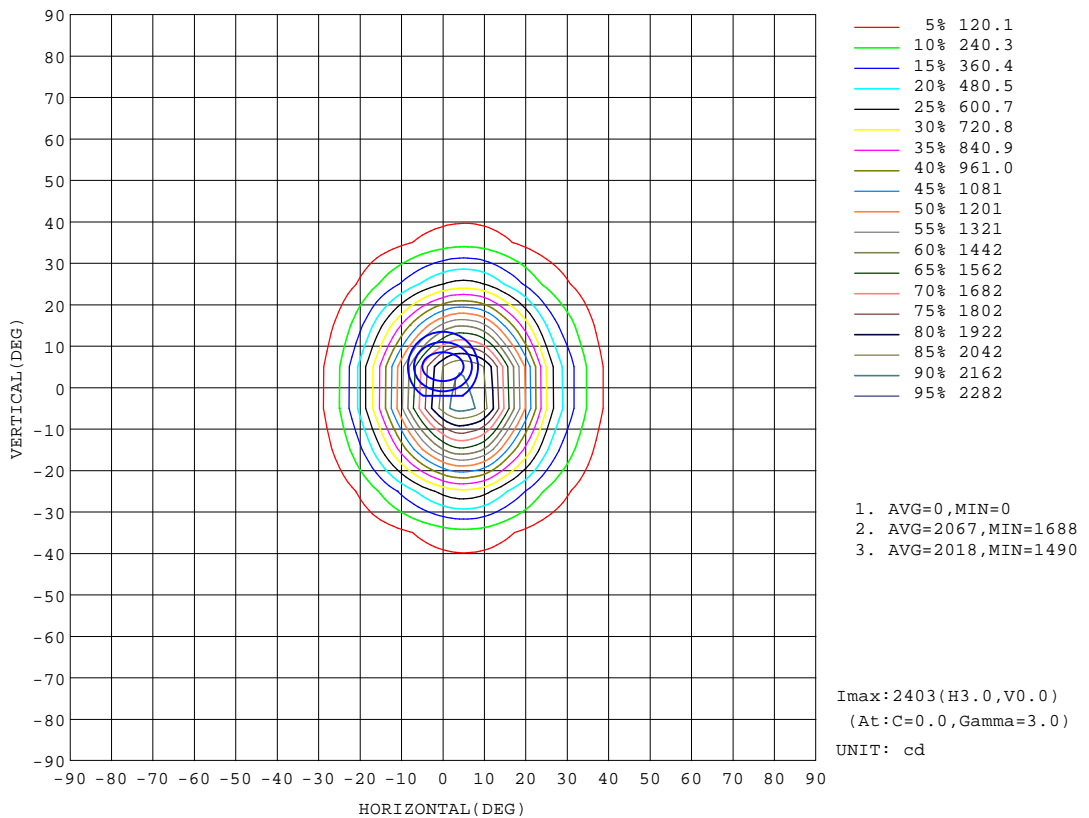
one-half-peak spread: U:18.1,D:17.0 , L:16.5,R:17.4 NEMA Beam Type: Type 4

H(B) Range:-90 - 90DEG
H(B) Interval: 1.0DEG
Test Speed: HIGH
Temperature:25.3DEG
Operators:NORDECOR
Test Date:2024-10-10

V(B) Range:-80 - 80DEG
V(B) Interval: 5.0DEG
Test System:EVERFINE GO-2000A_V1 SYSTEM V2.00.411
Humidity:65.0%
Test Distance:5.780m [K=1.0000]
Remarks:

ISOCANDELA DIAGRAM

Test:U:220.35V I:0.1785A P:18.002W PF:0.4576 Freq:50.00Hz Lamp Flux:953.48x1 lm		
NAME: 6811	TYPE:	WEIGHT:460g
SPEC.:18W	DIM.: 8.1*8.1*9.6cm	SERIAL No.:01
MFR.: NORDECOR	SUR.:	Shielding Angle:38°

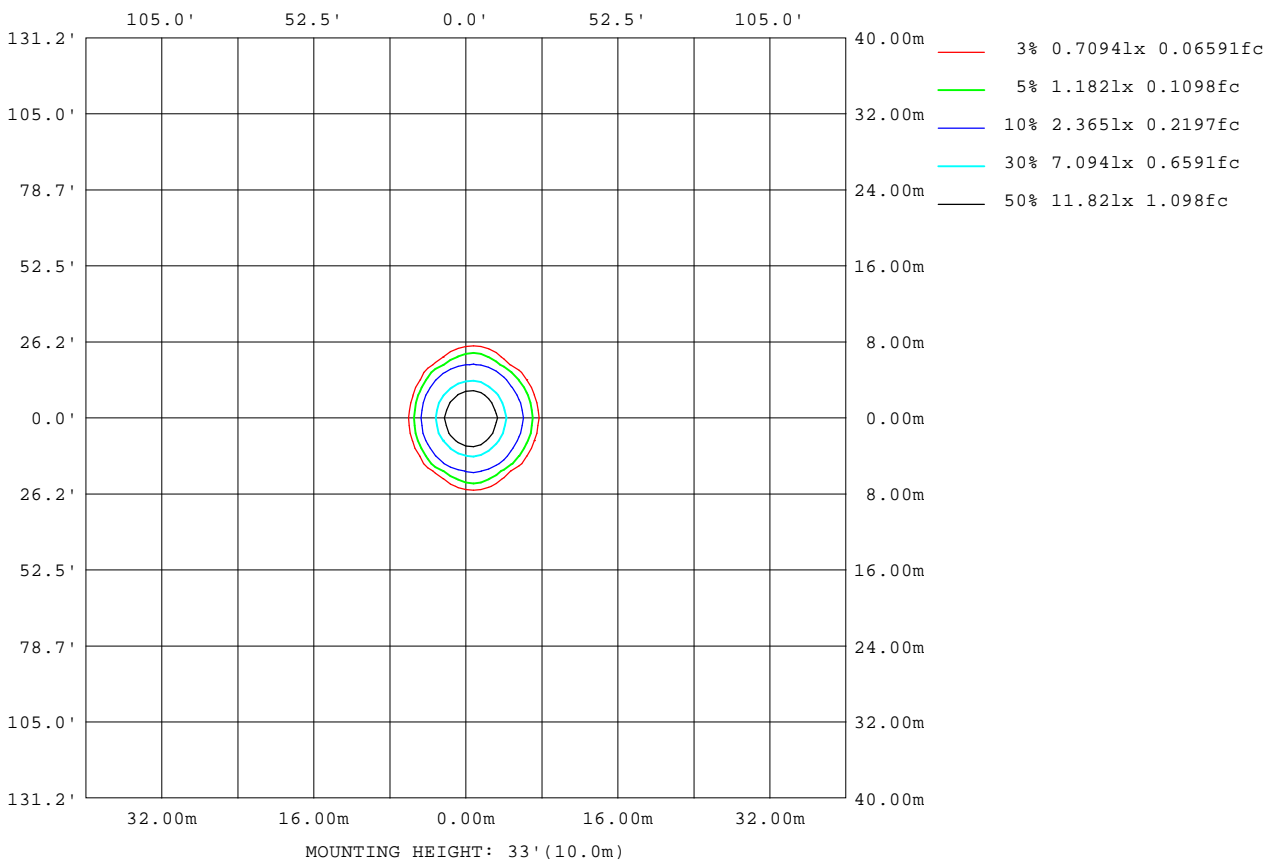


H_(b) Range:-90 - 90DEG
 H_(b) Interval: 1.0DEG
 Test Speed: HIGH
 Temperature:25.3DEG
 Operators:NORDECOR
 Test Date:2024-10-10

V(B) Range:-80 - 80DEG
 V(B) Interval: 5.0DEG
 Test System:EVERFINE GO-2000A_V1 SYSTEM V2.00.411
 Humidity:65.0%
 Test Distance:5.780m [K=1.0000]
 Remarks:

ISOLUX DIAGRAM

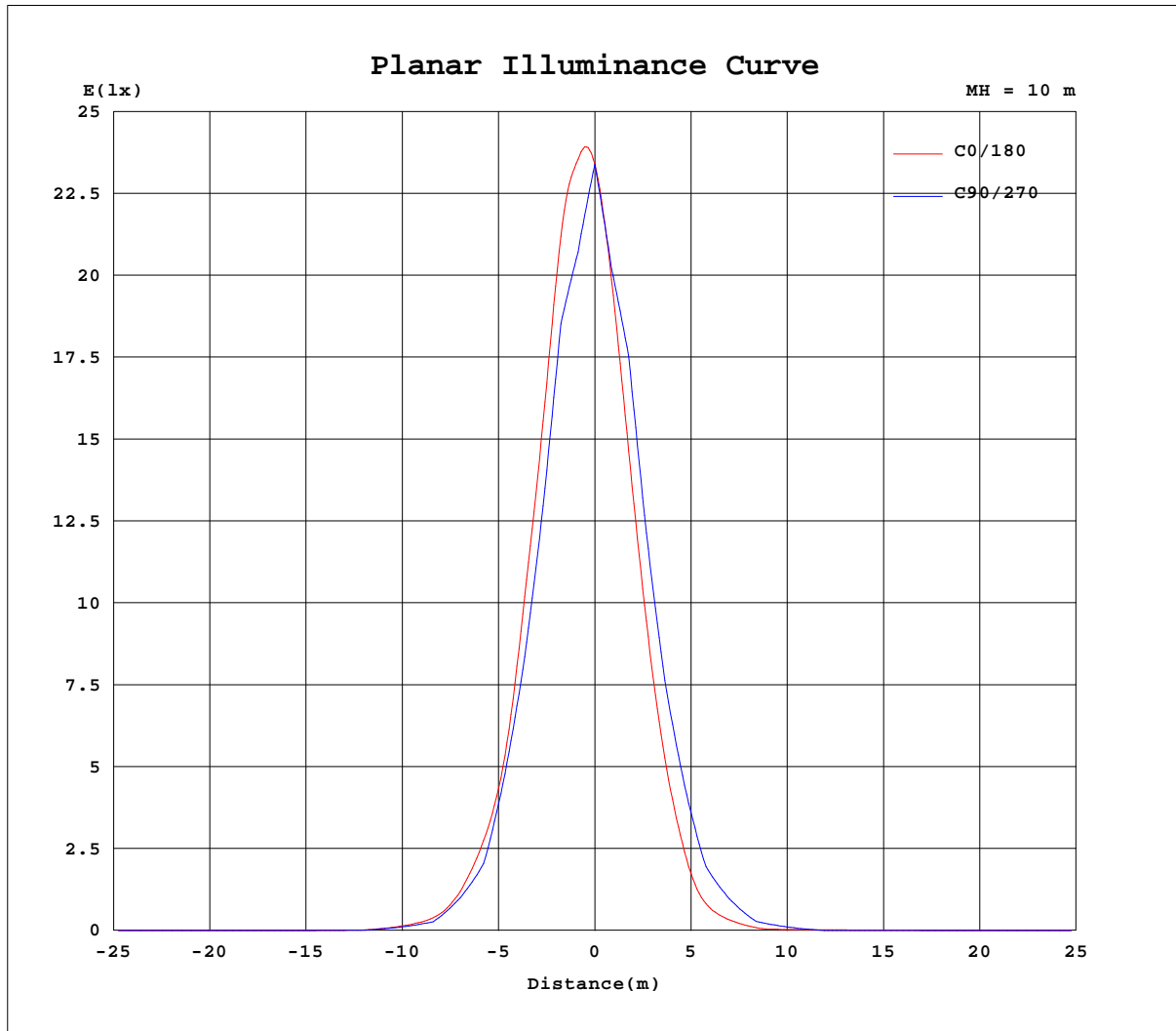
Test:U:220.35V I:0.1785A P:18.002W PF:0.4576 Freq:50.00Hz Lamp Flux:953.48x1 lm		
NAME: 6811	TYPE:	WEIGHT:460g
SPEC.:18W	DIM.: 8.1*8.1*9.6cm	SERIAL No.:01
MFR.: NORDECOR	SUR.:	Shielding Angle:38°



H(β) Range:-90 - 90DEG
H(β) Interval: 1.0DEG
Test Speed: HIGH
Temperature:25.3DEG
Operators:NORDECOR
Test Date:2024-10-10

V(B) Range:-80 - 80DEG
V(B) Interval: 5.0DEG
Test System:EVERFINE GO-2000A_V1 SYSTEM V2.00.411
Humidity:65.0%
Test Distance:5.780m [K=1.0000]
Remarks:

Planar Illuminance Curve



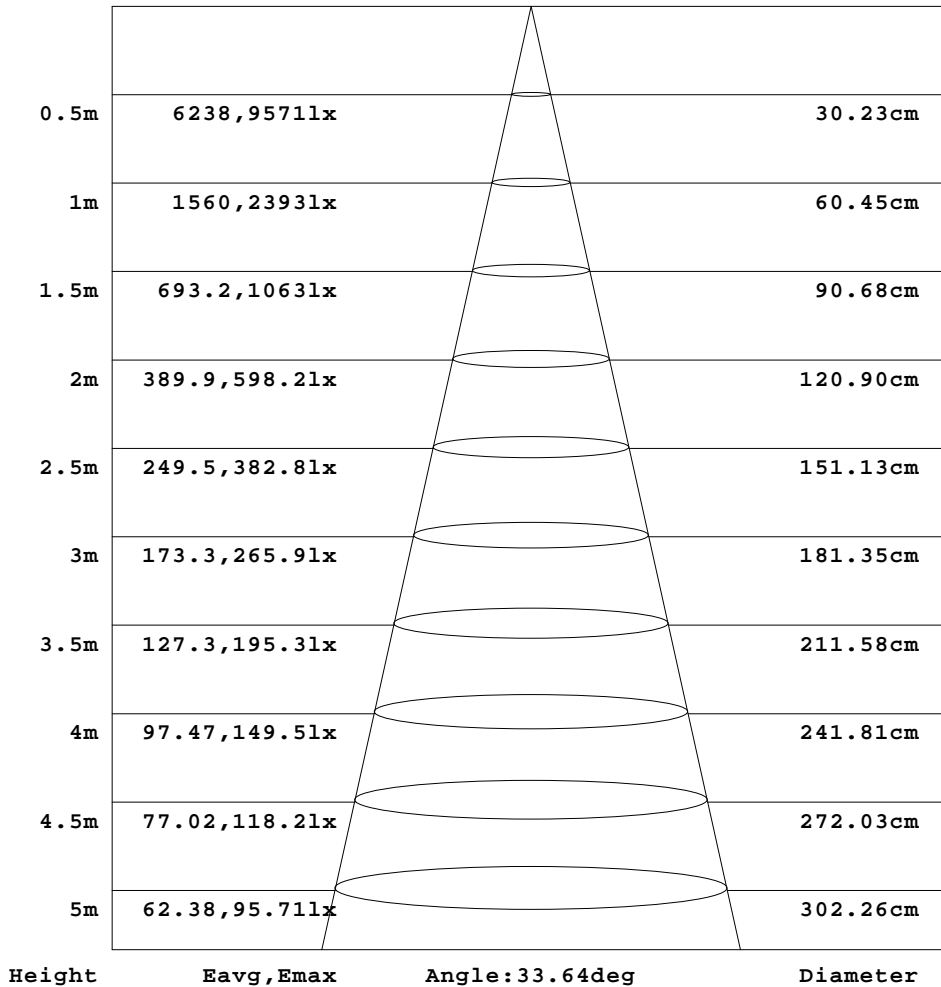
H(β) Range:-90 - 90DEG
 H(β) Interval: 1.0DEG
 Test Speed: HIGH
 Temperature:25.3DEG
 Operators:NORDECOR
 Test Date:2024-10-10

V(B) Range:-80 - 80DEG
 V(B) Interval: 5.0DEG
 Test System:EVERFINE GO-2000A_V1 SYSTEM V2.00.411
 Humidity:65.0%
 Test Distance:5.780m [K=1.0000]
 Remarks:

AAI Figure

Test:U:220.35V I:0.1785A P:18.002W PF:0.4576 Freq:50.00Hz Lamp Flux:953.48x1 lm		
NAME: 6811	TYPE:	WEIGHT:460g
SPEC.:18W	DIM.: 8.1*8.1*9.6cm	SERIAL No.:01
MFR.: NORDECOR	SUR.:	Shielding Angle:38°

Flux out:458.0 lm



Note:The Curves indicate the illuminated area and the average illumination when the luminaire is at different distance.

H(β) Range:-90 - 90DEG
 H(β) Interval: 1.0DEG
 Test Speed: HIGH
 Temperature:25.3DEG
 Operators:NORDECOR
 Test Date:2024-10-10

V(B) Range:-80 - 80DEG
 V(B) Interval: 5.0DEG
 Test System:EVERFINE GO-2000A_V1 SYSTEM V2.00.411
 Humidity:65.0%
 Test Distance:5.780m [K=1.0000]
 Remarks:

LUMINOUS DISTRIBUTION INTENSITY DATA

Test:U:220.35V I:0.1785A P:18.002W PF:0.4576 Freq:50.00Hz Lamp Flux:953.48x1 lm		
NAME: 6811	TYPE:	WEIGHT:460g
SPEC.:18W	DIM.: 8.1*8.1*9.6cm	SERIAL No.:01
MFR.: NORDECOR	SUR.:	Shielding Angle:38°

Table--1

UNIT: cd

H(DEG) V(DEG)	-90	-85	-80	-75	-70	-65	-60	-55	-50	-45	-40	-35	-30	-25	-20	-15	-10	-5	0
-90	0.00	0.00	0.00	0.00	0.00	0.00	0.00	0.00	0.00	0.00	0.00	0.00	0.00	0.00	0.00	0.00	0.00	0.00	0.00
-85	0.00	0.00	0.00	0.00	0.00	0.00	0.00	0.00	0.00	0.00	0.00	0.00	0.00	0.00	0.00	0.00	0.00	0.00	0.00
-80	1.24	1.31	1.37	1.40	1.44	1.67	1.92	2.01	2.04	2.06	2.06	2.04	2.03	2.02	2.00	1.99	1.99	1.98	2.00
-75	1.32	1.39	1.45	1.71	1.95	2.10	2.25	2.30	2.32	2.33	2.34	2.33	2.37	2.41	2.43	2.46	2.50	2.53	2.58
-70	1.41	1.48	1.58	2.21	2.52	2.63	2.61	2.60	2.61	2.60	2.65	2.66	2.73	2.76	2.86	2.93	3.03	3.11	3.19
-65	1.47	1.53	1.78	2.36	2.65	2.73	2.75	2.76	2.77	2.79	2.84	2.88	3.00	3.14	3.27	3.43	3.59	3.73	3.86
-60	1.53	1.61	2.25	2.75	2.84	2.88	2.90	2.93	2.95	2.99	3.06	3.19	3.33	3.52	3.74	3.98	4.21	4.41	4.57
-55	1.55	1.61	2.27	2.78	2.91	2.96	3.01	3.04	3.06	3.09	3.14	3.24	3.38	3.58	3.84	4.17	4.51	4.83	5.09
-50	1.60	1.67	2.64	2.90	3.01	3.07	3.14	3.17	3.18	3.20	3.24	3.34	3.50	3.74	4.07	4.48	4.94	5.37	5.68
-45	1.62	1.68	2.68	3.00	3.16	3.27	3.38	3.45	3.48	3.48	3.46	3.48	3.58	3.84	4.42	9.25	18.0	26.1	32.4
-40	1.67	1.83	2.94	3.17	3.35	3.50	3.66	3.76	3.79	3.76	3.68	3.63	3.73	4.11	5.59	17.3	34.6	49.8	61.0
-35	1.71	1.79	3.03	3.35	3.61	3.86	4.10	4.31	4.46	4.49	4.43	4.41	5.93	20.0	36.9	60.9	97.4	141	182
-30	1.76	2.09	3.30	3.63	3.96	4.31	4.65	4.96	5.16	5.21	5.16	5.20	11.9	42.6	75.9	117	176	251	315
-25	1.80	1.95	3.39	3.78	4.21	4.67	5.16	5.66	6.03	6.23	6.38	10.2	30.6	70.2	139	254	388	527	643
-20	1.87	2.32	3.63	4.09	4.62	5.23	5.87	6.54	7.01	7.31	7.67	21.5	61.6	119	243	444	655	856	1006
-15	1.86	2.09	3.65	4.16	4.74	5.43	6.20	7.03	7.70	8.25	9.36	29.2	73.3	158	338	591	891	1195	1438
-10	1.92	2.47	3.85	4.44	5.12	5.93	6.86	7.83	8.62	9.43	14.0	51.5	108	253	524	855	1251	1645	1939
-5	1.89	2.14	3.78	4.36	5.04	5.86	6.80	7.81	8.72	9.55	12.6	47.0	101	241	516	869	1301	1746	2095
0	1.93	2.68	3.92	4.52	5.27	6.14	7.14	8.17	9.13	10.0	19.4	59.4	127	323	635	1048	1534	2010	2339
5	1.87	2.08	3.76	4.33	5.01	5.81	6.72	7.68	8.54	9.31	12.4	45.7	97.8	238	514	862	1279	1706	2045
10	1.87	2.56	3.83	4.39	5.05	5.82	6.68	7.54	8.24	8.93	13.5	48.2	103	248	519	836	1197	1560	1837
15	1.80	1.99	3.60	4.09	4.65	5.29	5.99	6.69	7.27	7.72	8.72	27.3	68.2	152	334	581	851	1125	1347
20	1.79	2.36	3.54	3.98	4.48	5.01	5.59	6.11	6.48	6.68	6.92	19.8	56.2	113	239	432	616	792	920
25	1.71	1.86	3.29	3.65	4.04	4.45	4.87	5.26	5.52	5.62	5.65	9.16	27.6	65.8	136	251	371	495	596
30	1.65	2.01	3.17	3.47	3.76	4.04	4.32	4.53	4.63	4.57	4.41	4.31	10.3	39.9	74.5	118	177	244	301
35	1.59	1.68	2.90	3.18	3.40	3.59	3.78	3.92	3.97	3.91	3.75	3.58	4.81	18.1	35.2	60.9	98.3	140	176
40	1.54	1.71	2.79	2.98	3.11	3.22	3.31	3.34	3.31	3.20	3.03	2.81	2.68	2.73	4.00	17.6	36.5	51.6	62.4
45	1.51	1.55	2.54	2.82	2.92	2.99	3.05	3.07	3.05	2.97	2.85	2.71	2.61	2.59	2.83	8.22	17.7	25.8	31.7
50	1.50	1.53	2.49	2.70	2.76	2.78	2.81	2.79	2.76	2.69	2.62	2.56	2.50	2.46	2.46	2.49	2.58	2.71	2.80
55	1.52	1.54	2.17	2.66	2.71	2.70	2.75	2.76	2.73	2.68	2.64	2.60	2.56	2.54	2.53	2.56	2.62	2.69	2.76
60	1.56	1.59	2.20	2.66	2.65	2.62	2.71	2.71	2.68	2.66	2.63	2.62	2.59	2.60	2.61	2.63	2.67	2.71	2.72
65	1.61	1.63	1.85	2.41	2.60	2.57	2.62	2.70	2.69	2.66	2.63	2.62	2.60	2.59	2.58	2.59	2.60	2.61	2.63
70	1.67	1.68	1.76	2.36	2.56	2.53	2.56	2.70	2.68	2.65	2.62	2.61	2.59	2.58	2.54	2.53	2.52	2.53	2.55
75	1.71	1.73	1.75	2.01	2.19	2.26	2.39	2.55	2.58	2.53	2.53	2.53	2.50	2.48	2.45	2.41	2.38	2.37	2.37
80	1.75	1.77	1.78	1.82	1.85	2.04	2.27	2.46	2.45	2.39	2.44	2.43	2.41	2.37	2.33	2.28	2.23	2.21	2.21
85	0.00	0.00	0.00	0.00	0.00	0.00	0.00	0.00	0.00	0.00	0.00	0.00	0.00	0.00	0.00	0.00	0.00	0.00	0.00
90	0.00	0.00	0.00	0.00	0.00	0.00	0.00	0.00	0.00	0.00	0.00	0.00	0.00	0.00	0.00	0.00	0.00	0.00	0.00

H(h) Range:-90 - 90DEG
H(h) Interval: 1.0DEG
Test Speed: HIGH
Temperature:25.3DEG
Operators:NORDECOR
Test Date:2024-10-10

V(B) Range:-80 - 80DEG
V(B) Interval: 5.0DEG
Test System:EVERFINE GO-2000A_V1 SYSTEM V2.00.411
Humidity:65.0%
Test Distance:5.780m [K=1.0000]
Remarks:

LUMINOUS DISTRIBUTION INTENSITY DATA

Test:U:220.35V I:0.1785A P:18.002W PF:0.4576 Freq:50.00Hz Lamp Flux:953.48x1 lm		
NAME: 6811	TYPE:	WEIGHT:460g
SPEC.:18W	DIM.: 8.1*8.1*9.6cm	SERIAL No.:01
MFR.: NORDECOR	SUR.:	Shielding Angle:38°

Table--2

UNIT: cd

H(DEG) V(DEG)	5	10	15	20	25	30	35	40	45	50	55	60	65	70	75	80	85	90
-90	0.00	0.00	0.00	0.00	0.00	0.00	0.00	0.00	0.00	0.00	0.00	0.00	0.00	0.00	0.00	0.00	0.00	0.00
-85	0.00	0.00	0.00	0.00	0.00	0.00	0.00	0.00	0.00	0.00	0.00	0.00	0.00	0.00	0.00	0.00	0.00	0.00
-80	2.00	2.02	2.00	1.98	1.96	1.92	1.87	1.82	1.76	1.71	1.66	1.60	1.54	1.48	1.45	1.41	1.32	1.26
-75	2.61	2.62	2.59	2.53	2.45	2.35	2.24	2.13	2.02	1.91	1.82	1.74	1.65	1.58	1.50	1.44	1.37	1.30
-70	3.23	3.22	3.17	3.05	2.91	2.75	2.58	2.41	2.24	2.09	1.96	1.83	1.73	1.62	1.53	1.45	1.39	1.32
-65	3.92	3.90	3.79	3.62	3.38	3.13	2.85	2.58	2.35	2.14	1.98	1.84	1.72	1.63	1.54	1.47	1.41	1.34
-60	4.62	4.55	4.35	4.09	3.76	3.41	3.01	2.67	2.37	2.13	1.94	1.80	1.67	1.58	1.52	1.47	1.41	1.37
-55	5.20	5.10	4.84	4.43	3.96	3.47	2.99	2.59	2.28	2.03	1.85	1.70	1.60	1.53	1.46	1.42	1.39	1.36
-50	5.78	5.57	5.14	4.59	3.97	3.35	2.79	2.38	2.07	1.85	1.69	1.57	1.49	1.44	1.39	1.38	1.36	1.34
-45	35.3	32.5	26.3	18.8	12.8	6.36	2.84	2.30	1.97	1.75	1.62	1.53	1.48	1.45	1.42	1.40	1.39	1.39
-40	64.6	57.4	44.4	30.6	19.1	7.14	2.59	2.05	1.75	1.60	1.51	1.47	1.45	1.45	1.44	1.43	1.42	1.42
-35	201	185	141	95.5	59.1	36.7	20.7	8.40	1.96	1.73	1.64	1.62	1.61	1.59	1.58	1.55	1.54	1.51
-30	337	297	219	142	88.9	58.6	33.8	10.2	2.02	1.81	1.76	1.75	1.75	1.74	1.73	1.67	1.64	1.59
-25	694	641	498	356	224	133	68.9	33.1	11.2	2.29	2.09	2.07	2.04	2.00	1.95	1.87	1.81	1.74
-20	1043	939	717	513	318	176	86.4	44.8	14.6	2.61	2.40	2.37	2.32	2.24	2.15	2.06	1.95	1.83
-15	1533	1426	1119	806	499	296	150	67.8	30.2	5.70	2.89	2.75	2.65	2.53	2.39	2.25	2.11	1.99
-10	2004	1819	1387	976	578	354	168	72.4	33.5	5.32	3.30	3.11	2.95	2.75	2.57	2.40	2.24	2.09
-5	2206	2081	1653	1193	726	431	228	94.3	44.0	11.0	3.60	3.29	3.12	2.91	2.70	2.50	2.32	2.15
0	2382	2219	1727	1229	718	423	216	88.1	40.9	8.42	3.71	3.39	3.23	2.97	2.72	2.54	2.34	2.17
5	2150	2031	1624	1178	716	430	228	95.3	44.3	10.6	3.56	3.25	3.10	2.89	2.68	2.47	2.29	2.12
10	1894	1724	1337	947	562	356	170	74.3	33.6	4.90	3.21	3.04	2.89	2.70	2.52	2.34	2.17	2.04
15	1430	1338	1066	777	479	293	151	70.0	30.3	5.23	2.78	2.66	2.58	2.45	2.31	2.17	2.04	1.91
20	952	867	677	484	303	174	88.7	46.7	13.7	2.41	2.27	2.24	2.20	2.13	2.05	1.94	1.85	1.75
25	638	595	470	338	214	130	70.4	33.9	10.8	2.05	1.93	1.94	1.92	1.88	1.84	1.77	1.70	1.63
30	319	283	211	135	87.6	58.8	34.6	9.44	1.69	1.58	1.59	1.61	1.63	1.61	1.60	1.55	1.51	1.47
35	193	177	136	90.6	57.4	35.7	20.7	7.75	1.56	1.45	1.44	1.46	1.45	1.46	1.45	1.43	1.40	1.37
40	66.0	58.1	43.0	29.2	17.3	5.41	1.67	1.46	1.34	1.30	1.29	1.31	1.29	1.30	1.29	1.29	1.27	1.25
45	34.5	31.5	24.5	16.9	11.0	4.72	1.79	1.57	1.46	1.39	1.35	1.33	1.30	1.30	1.27	1.26	1.24	1.23
50	2.79	2.69	2.51	2.31	2.11	1.92	1.77	1.64	1.55	1.45	1.39	1.34	1.31	1.28	1.25	1.24	1.21	1.22
55	2.77	2.70	2.58	2.43	2.27	2.11	1.97	1.83	1.73	1.63	1.55	1.49	1.43	1.39	1.35	1.31	1.29	1.28
60	2.72	2.67	2.59	2.50	2.38	2.24	2.11	1.98	1.88	1.77	1.68	1.61	1.54	1.49	1.44	1.39	1.36	1.34
65	2.63	2.60	2.56	2.49	2.40	2.30	2.20	2.09	2.01	1.91	1.84	1.76	1.69	1.64	1.59	1.53	1.51	1.47
70	2.54	2.52	2.50	2.45	2.40	2.32	2.25	2.18	2.10	2.03	1.95	1.88	1.82	1.77	1.73	1.66	1.63	1.57
75	2.38	2.38	2.36	2.34	2.31	2.26	2.22	2.16	2.12	2.06	2.01	1.96	1.92	1.87	1.83	1.78	1.75	1.71
80	2.22	2.23	2.22	2.21	2.20	2.18	2.16	2.14	2.11	2.08	2.05	2.02	1.99	1.95	1.93	1.88	1.85	1.83
85	0.00	0.00	0.00	0.00	0.00	0.00	0.00	0.00	0.00	0.00	0.00	0.00	0.00	0.00	0.00	0.00	0.00	0.00
90	0.00	0.00	0.00	0.00	0.00	0.00	0.00	0.00	0.00	0.00	0.00	0.00	0.00	0.00	0.00	0.00	0.00	0.00

H(β) Range:-90 - 90DEG
H(β) Interval: 1.0DEG
Test Speed: HIGH
Temperature:25.3DEG
Operators:NORDECOR
Test Date:2024-10-10

V(B) Range:-80 - 80DEG
V(B) Interval: 5.0DEG
Test System:EVERFINE GO-2000A_V1 SYSTEM V2.00.411
Humidity:65.0%
Test Distance:5.780m [K=1.0000]
Remarks: