

Floodlight Summary:

Report based on lamp delivering 1000 lumens.

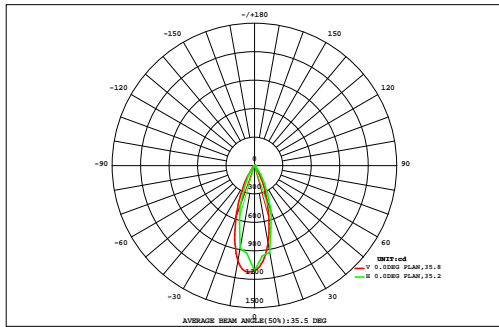
Maximum Intensity (Luminaire orientation as tested.)		2211.2 cd per klm. 0.0 degrees vertical 4.0 degrees horizontal
Beam Spread	At 10% of Imax	67.2V x 63.6H
	At 50% of Imax	35.2V x 35.8H
	At 90% of Imax	7.1V x 15.2H
Beam Flux	Total	999.0 lumens per klm.
	To 10% of Imax	874.4 lumens per klm.
	To 50% of Imax	481.9 lumens per klm.
	To 90% of Imax	73.1 lumens per klm.
	Upward LOR	0.0 %
	Downward LOR	99.9 %
Luminaire Efficiency(Light Output Ratio)		100.0 %

H(β) Range:-90 - 90DEG
H(β) Interval: 1.0DEG
Test Speed: HIGH
Temperature:25.3DEG
Operators:NORDECOR
Test Date:2024-10-10

V(B) Range:-80 - 80DEG
V(B) Interval: 5.0DEG
Test System:EVERFINE GO-2000A_V1 SYSTEM V2.00.411
Humidity:65.0%
Test Distance:5.780m [K=1.0000]
Remarks:

LUMINAIRE PHOTOMETRIC TEST REPORT

Test:U:220.24V I:0.0855A P:8.5707W PF:0.4552 Freq:50.00Hz Lamp Flux:507.906x1 lm		
NAME: 6808	TYPE:	WEIGHT:276g
SPEC.:8W	DIM.: 7.6*7.6*5.2cm	SERIAL No.:01
MFR.: NORDECOR	SUR.:	Shielding Angle:38°



DATA OF LAMP		Eff:59.26lm/W	
MODEL		Imax(cd)	1123
NOMINAL POWER(W)		AVAILABILITY(%)	88.3
RATED VOLTAGE(V)		Avai. FLUX(lm)	448.6
NOMINAL FLUX(lm)	507.906	LOR(%)	100.0
LAMPS INSIDE	1	TOTAL FLUX(lm)	507.9
TEST VOLTAGE(V)	0	q @50%(H,V)	36,35DEG

VERTICAL(DEG)	AREA FLUX DIAGRAM																UNIT:lm		F t	F a
	90	80	70	60	50	40	30	20	10	0	10	20	30	40	50	60	70	80	90	
90	0.00	0.00	0.00	0.00	0.00	0.00	0.00	0.00	0.00	0.00	0.00	0.00	0.00	0.00	0.00	0.00	0.00	0.00	0.00	
80	0.00	0.01	0.02	0.03	0.04	0.05	0.07	0.08	0.09	0.09	0.10	0.09	0.08	0.06	0.05	0.03	0.02	0.00	0.90	0.00
70	0.00	0.01	0.02	0.03	0.06	0.08	0.11	0.14	0.15	0.16	0.16	0.14	0.12	0.09	0.06	0.03	0.02	0.00	1.39	0.00
60	0.00	0.01	0.02	0.05	0.09	0.13	0.17	0.20	0.22	0.23	0.22	0.20	0.16	0.12	0.08	0.05	0.02	0.00	1.98	0.00
50	0.00	0.01	0.03	0.07	0.11	0.16	0.20	0.26	0.42	0.51	0.47	0.33	0.20	0.15	0.10	0.05	0.02	0.00	3.09	0.00
40	0.00	0.01	0.04	0.09	0.14	0.19	0.34	0.79	1.62	2.27	1.91	0.99	0.43	0.18	0.11	0.06	0.03	0.00	9.22	1.60
30	0.00	0.02	0.05	0.11	0.17	0.28	1.05	3.09	6.34	8.24	6.69	3.54	1.20	0.31	0.13	0.08	0.03	0.01	31.3	24.9
20	0.00	0.02	0.06	0.12	0.19	0.61	2.53	8.30	15.9	19.6	15.7	8.06	2.51	0.54	0.15	0.09	0.04	0.01	74.4	70.0
10	0.00	0.02	0.07	0.14	0.23	0.99	4.41	13.3	25.4	30.7	24.0	11.8	3.64	0.72	0.17	0.09	0.04	0.01	116	112
0	0.00	0.02	0.07	0.14	0.25	1.08	4.90	14.6	27.3	32.2	24.9	12.0	3.66	0.72	0.17	0.09	0.04	0.01	122	118
-10	0.00	0.02	0.06	0.13	0.23	0.90	3.78	10.8	19.4	22.5	16.8	8.41	2.50	0.52	0.15	0.09	0.04	0.01	86.4	82.6
-20	0.00	0.02	0.06	0.11	0.18	0.54	1.86	5.21	8.98	10.3	7.76	3.82	1.16	0.29	0.13	0.08	0.03	0.01	40.5	35.8
-30	0.00	0.02	0.05	0.09	0.15	0.24	0.67	1.35	2.61	3.09	2.20	1.07	0.43	0.16	0.12	0.07	0.03	0.00	12.4	3.26
-40	0.00	0.01	0.04	0.08	0.12	0.18	0.19	0.39	0.51	0.51	0.46	0.35	0.18	0.15	0.11	0.06	0.02	0.00	3.35	0.00
-50	0.00	0.01	0.03	0.06	0.10	0.15	0.20	0.21	0.18	0.18	0.18	0.17	0.18	0.14	0.09	0.05	0.02	0.00	1.94	0.00
-60	0.00	0.01	0.02	0.04	0.07	0.11	0.14	0.18	0.20	0.21	0.20	0.18	0.15	0.11	0.07	0.04	0.02	0.00	1.76	0.00
-70	0.00	0.01	0.01	0.02	0.04	0.07	0.09	0.13	0.10	0.12	0.10	0.09	0.08	0.06	0.04	0.02	0.01	0.00	0.98	0.00
-80	0.00	0.00	0.00	0.01	0.01	0.03	0.05	0.03	0.01	0.02	0.00	0.00	0.00	0.00	0.00	0.00	0.00	0.00	0.19	0.00
-90	0.00	0.00	0.00	0.00	0.00	0.00	0.00	0.00	0.00	0.00	0.00	0.00	0.00	0.00	0.00	0.00	0.00	0.00	0.00	0.00
	-90	-80	-70	-60	-50	-40	-30	-20	HORIZONTAL(DEG)	20	30	40	50	60	70	80	90			
F t	0.05	0.23	0.65	1.31	2.18	5.78	20.8	59.2	109	131	102	51.3	16.7	4.34	1.74	0.98	0.41	0.08	508	---
F a	0.00	0.00	0.00	0.00	0.00	0.10	13.4	53.0	104	126	96.1	46.1	9.48	0.00	0.00	0.00	0.00	0.00	---	449

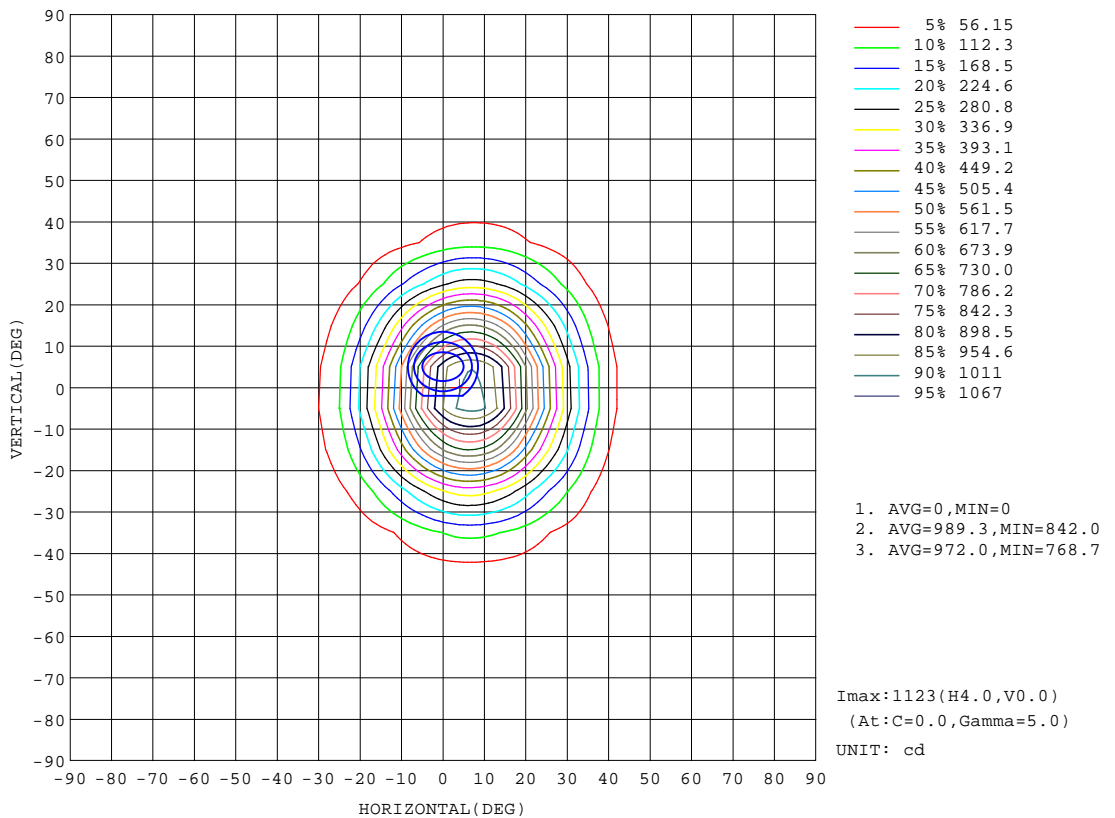
one-half-peak spread: U:18.8,D:16.8 , L:19.7,R:16.3 NEMA Beam Type: Type 4

H(h) Range:-90 - 90DEG
H(h) Interval: 1.0DEG
Test Speed: HIGH
Temperature:25.3DEG
Operators:NORDECOR
Test Date:2024-10-10

V(B) Range:-80 - 80DEG
V(B) Interval: 5.0DEG
Test System:EVERFINE GO-2000A_V1 SYSTEM V2.00.411
Humidity:65.0%
Test Distance:5.780m [K=1.0000]
Remarks:

ISOCANDELA DIAGRAM

Test:U:220.24V I:0.0855A P:8.5707W PF:0.4552 Freq:50.00Hz Lamp Flux:507.906x1 lm		
NAME: 6808	TYPE:	WEIGHT:276g
SPEC.:8W	DIM.: 7.6*7.6*5.2cm	SERIAL No.:01
MFR.: NORDECOR	SUR.:	Shielding Angle:38°

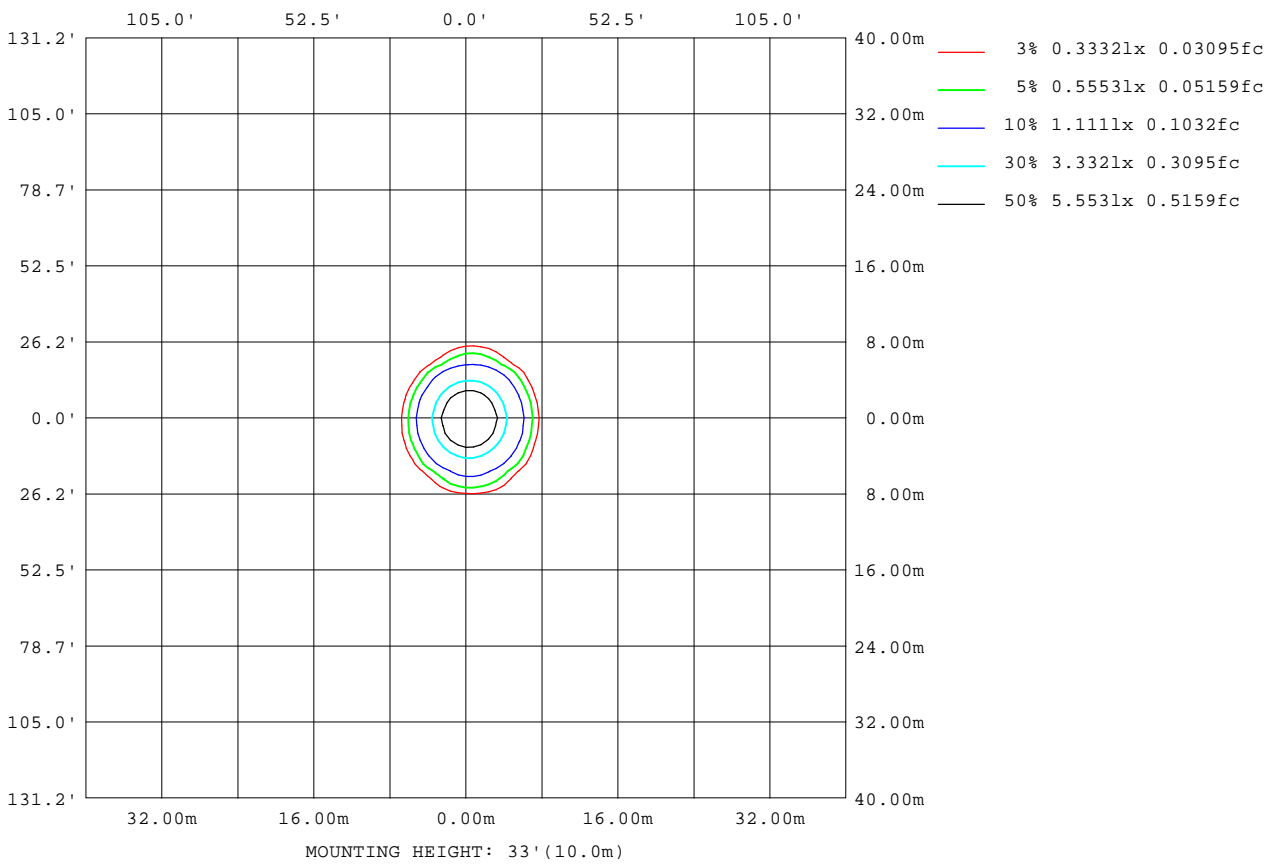


H(β) Range:-90 - 90DEG
 H(β) Interval: 1.0DEG
 Test Speed: HIGH
 Temperature:25.3DEG
 Operators:NORDECOR
 Test Date:2024-10-10

V(B) Range:-80 - 80DEG
 V(B) Interval: 5.0DEG
 Test System:EVERFINE GO-2000A_V1 SYSTEM V2.00.411
 Humidity:65.0%
 Test Distance:5.780m [K=1.0000]
 Remarks:

ISOLUX DIAGRAM

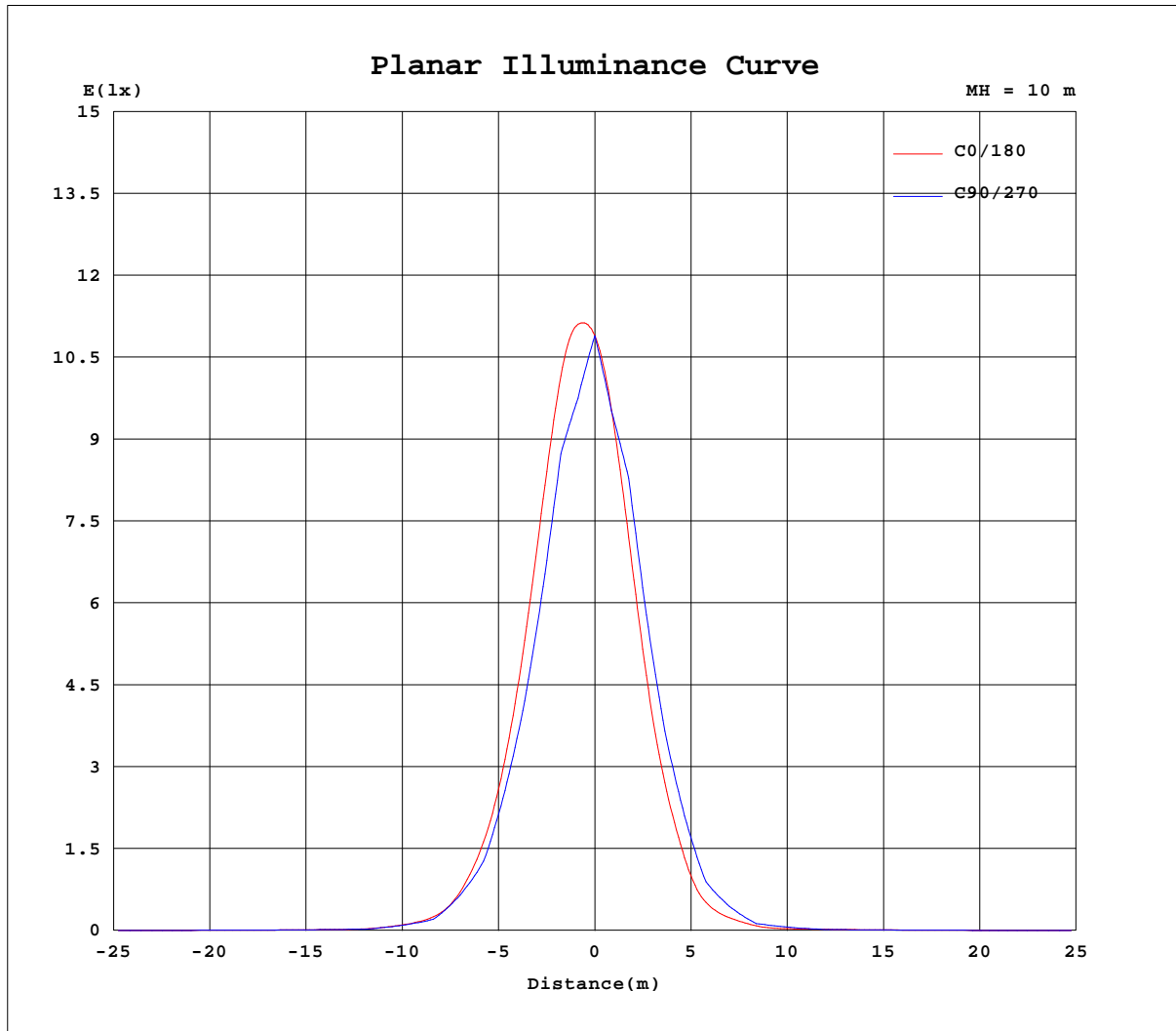
Test:U:220.24V I:0.0855A P:8.5707W PF:0.4552 Freq:50.00Hz Lamp Flux:507.906x1 lm		
NAME: 6808	TYPE:	WEIGHT:276g
SPEC.:8W	DIM.: 7.6*7.6*5.2cm	SERIAL No.:01
MFR.: NORDECOR	SUR.:	Shielding Angle:38°



H(β) Range:-90 - 90DEG
 H(β) Interval: 1.0DEG
 Test Speed: HIGH
 Temperature:25.3DEG
 Operators:NORDECOR
 Test Date:2024-10-10

V(B) Range:-80 - 80DEG
 V(B) Interval: 5.0DEG
 Test System:EVERFINE GO-2000A_V1 SYSTEM V2.00.411
 Humidity:65.0%
 Test Distance:5.780m [K=1.0000]
 Remarks:

Planar Illuminance Curve



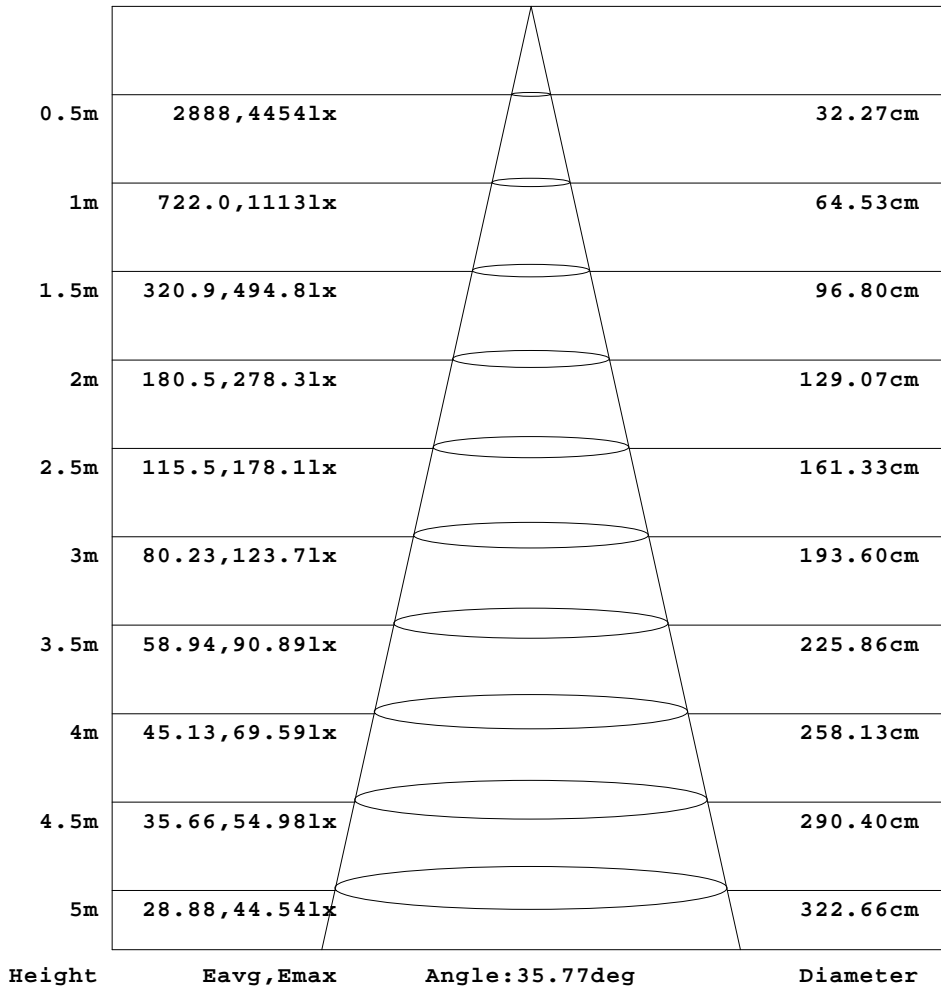
H(β) Range:-90 - 90DEG
 H(β) Interval: 1.0DEG
 Test Speed: HIGH
 Temperature:25.3DEG
 Operators:NORDECOR
 Test Date:2024-10-10

V(B) Range:-80 - 80DEG
 V(B) Interval: 5.0DEG
 Test System:EVERFINE GO-2000A_V1 SYSTEM V2.00.411
 Humidity:65.0%
 Test Distance:5.780m [K=1.0000]
 Remarks:

AAI Figure

Test:U:220.24V I:0.0855A P:8.5707W PF:0.4552 Freq:50.00Hz Lamp Flux:507.906x1 lm		
NAME: 6808	TYPE:	WEIGHT:276g
SPEC.:8W	DIM.: 7.6*7.6*5.2cm	SERIAL No.:01
MFR.: NORDECOR	SUR.:	Shielding Angle:38°

Flux out:239.5 lm



Note:The Curves indicate the illuminated area and the average illumination when the luminaire is at different distance.

H(β) Range:-90 - 90DEG
 H(β) Interval: 1.0DEG
 Test Speed: HIGH
 Temperature:25.3DEG
 Operators:NORDECOR
 Test Date:2024-10-10

V(B) Range:-80 - 80DEG
 V(B) Interval: 5.0DEG
 Test System:EVERFINE GO-2000A_V1 SYSTEM V2.00.411
 Humidity:65.0%
 Test Distance:5.780m [K=1.0000]
 Remarks:

LUMINOUS DISTRIBUTION INTENSITY DATA

Test:U:220.24V I:0.0855A P:8.5707W PF:0.4552 Freq:50.00Hz Lamp Flux:507.906x1 lm		
NAME: 6808	TYPE:	WEIGHT:276g
SPEC.:8W	DIM.: 7.6*7.6*5.2cm	SERIAL No.:01
MFR.: NORDECOR	SUR.:	Shielding Angle:38°

Table--1

UNIT: cd

H(DEG) V(DEG)	-90	-85	-80	-75	-70	-65	-60	-55	-50	-45	-40	-35	-30	-25	-20	-15	-10	-5	0
-90	0.00	0.00	0.00	0.00	0.00	0.00	0.00	0.00	0.00	0.00	0.00	0.00	0.00	0.00	0.00	0.00	0.00	0.00	0.00
-85	0.00	0.00	0.00	0.00	0.00	0.00	0.00	0.00	0.00	0.00	0.00	0.00	0.00	0.00	0.00	0.00	0.00	0.00	0.00
-80	0.75	0.85	0.58	0.57	0.76	0.99	0.70	0.59	0.95	2.03	2.30	1.91	2.70	3.24	8.66	0.71	0.58	0.71	3.25
-75	9.56	0.84	0.93	0.78	0.75	0.86	1.19	1.29	1.28	1.50	2.31	2.92	2.82	3.03	4.00	6.53	2.79	2.84	2.97
-70	0.88	0.92	0.95	0.97	1.07	1.28	1.55	1.86	2.20	2.54	2.93	3.35	3.74	4.13	4.47	4.79	5.06	5.29	5.44
-65	0.85	0.91	0.95	0.99	1.11	1.34	1.67	2.06	2.50	2.97	3.44	3.94	4.43	4.90	5.36	5.77	6.14	6.44	6.68
-60	0.94	0.97	1.01	1.17	1.49	1.91	2.40	2.96	3.54	4.15	4.74	5.32	5.88	6.42	6.91	7.34	7.71	8.00	8.19
-55	0.90	0.95	0.99	1.09	1.40	1.84	2.37	2.99	3.63	4.29	4.95	5.60	6.23	6.84	7.42	7.95	8.42	8.82	9.10
-50	0.96	0.99	1.08	1.46	1.98	2.60	3.33	4.05	4.77	5.49	6.21	6.89	7.57	8.20	8.79	9.31	9.78	10.1	10.3
-45	1.03	0.97	1.02	1.27	1.78	2.42	3.17	3.95	4.73	5.49	6.24	6.95	7.65	8.29	9.37	14.0	19.4	23.8	27.1
-40	0.97	1.03	1.30	1.87	2.58	3.42	4.27	5.10	5.91	6.69	7.42	8.12	8.77	9.66	17.1	27.7	36.2	43.1	46.8
-35	1.07	1.01	1.09	1.55	2.26	3.13	4.06	4.97	5.86	6.70	7.47	8.17	10.3	19.4	28.4	42.9	64.7	90.7	113
-30	1.03	1.09	1.56	2.34	3.33	4.33	5.32	6.26	7.16	7.96	8.67	10.3	26.3	43.0	61.7	92.3	135	176	201
-25	1.04	1.06	1.21	1.85	2.77	3.85	4.93	5.99	7.01	7.94	8.75	11.8	24.7	46.8	79.7	136	205	274	332
-20	1.08	1.20	1.81	2.78	3.94	5.11	6.26	7.36	8.37	9.24	11.9	32.6	57.6	99.6	185	289	387	469	516
-15	1.07	1.10	1.32	2.08	3.19	4.40	5.62	6.84	8.00	9.05	10.1	21.7	45.8	84.5	165	282	423	564	675
-10	1.09	1.25	1.98	3.11	4.38	5.65	6.94	8.19	9.32	10.3	23.9	48.5	90.5	192	327	500	688	845	931
-5	1.06	1.12	1.37	2.20	3.40	4.67	5.98	7.29	8.54	9.66	11.3	29.9	56.0	112	234	387	586	794	955
0	1.11	1.27	2.03	3.17	4.45	5.77	7.11	8.40	9.56	10.7	26.6	51.1	101	222	378	588	823	1013	1107
5	1.05	1.11	1.36	2.18	3.36	4.61	5.91	7.20	8.44	9.55	11.1	28.0	53.2	107	225	373	563	768	930
10	1.08	1.23	1.94	3.04	4.27	5.52	6.78	8.00	9.10	10.0	20.5	43.2	81.3	174	304	456	636	796	885
15	1.03	1.09	1.29	2.03	3.08	4.25	5.43	6.61	7.73	8.73	9.63	17.8	38.2	72.2	143	247	376	508	618
20	1.06	1.17	1.76	2.66	3.76	4.86	5.97	7.03	7.98	8.82	9.70	23.6	45.1	76.9	144	242	330	403	450
25	0.98	1.04	1.17	1.78	2.63	3.63	4.65	5.66	6.62	7.49	8.25	9.52	18.1	34.0	59.3	105	164	220	270
30	1.00	1.05	1.49	2.23	3.09	4.03	4.95	5.84	6.66	7.40	8.04	8.50	15.1	29.2	43.7	62.1	88.8	120	143
35	0.96	0.99	1.04	1.48	2.14	2.91	3.75	4.60	5.40	6.16	6.85	7.47	8.01	12.8	20.1	28.3	41.2	58.7	76.5
40	0.95	0.98	1.25	1.79	2.41	3.14	3.92	4.66	5.36	6.04	6.66	7.23	7.73	8.15	9.01	14.3	21.3	26.7	29.9
45	0.93	0.93	0.97	1.22	1.70	2.27	2.90	3.59	4.26	4.92	5.55	6.14	6.68	7.19	7.62	8.56	11.8	15.3	17.9
50	0.91	0.93	1.03	1.40	1.88	2.40	2.99	3.61	4.23	4.83	5.39	5.94	6.45	6.93	7.34	7.71	8.01	8.25	8.41
55	0.91	0.93	0.96	1.05	1.35	1.75	2.19	2.69	3.20	3.76	4.32	4.83	5.32	5.79	6.23	6.61	6.94	7.22	7.42
60	0.95	0.97	0.99	1.15	1.43	1.80	2.19	2.58	3.07	3.60	4.06	4.52	4.95	5.36	5.72	6.05	6.31	6.52	6.66
65	0.95	0.98	1.00	1.01	1.13	1.31	1.59	1.89	2.21	2.58	2.94	3.30	3.65	4.01	4.35	4.63	4.88	5.08	5.23
70	1.00	1.01	1.02	1.04	1.10	1.27	1.46	1.71	1.95	2.15	2.38	2.64	2.94	3.21	3.42	3.61	3.77	3.90	4.03
75	1.00	1.01	1.02	1.03	1.05	1.08	1.19	1.30	1.44	1.58	1.71	1.88	2.06	2.24	2.40	2.54	2.66	2.75	2.81
80	1.02	1.03	1.04	1.04	1.05	1.07	1.08	1.11	1.16	1.22	1.30	1.40	1.47	1.53	1.60	1.66	1.70	1.69	1.78
85	0.00	0.00	0.00	0.00	0.00	0.00	0.00	0.00	0.00	0.00	0.00	0.00	0.00	0.00	0.00	0.00	0.00	0.00	0.00
90	0.00	0.00	0.00	0.00	0.00	0.00	0.00	0.00	0.00	0.00	0.00	0.00	0.00	0.00	0.00	0.00	0.00	0.00	0.00

H(h) Range:-90 - 90DEG
H(h) Interval: 1.0DEG
Test Speed: HIGH
Temperature:25.3DEG
Operators:NORDECOR
Test Date:2024-10-10

V(B) Range:-80 - 80DEG
V(B) Interval: 5.0DEG
Test System:EVERFINE GO-2000A_V1 SYSTEM V2.00.411
Humidity:65.0%
Test Distance:5.780m [K=1.0000]
Remarks:

LUMINOUS DISTRIBUTION INTENSITY DATA

Test:U:220.24V I:0.0855A P:8.5707W PF:0.4552 Freq:50.00Hz Lamp Flux:507.906x1 lm		
NAME: 6808	TYPE:	WEIGHT:276g
SPEC.:8W	DIM.: 7.6*7.6*5.2cm	SERIAL No.:01
MFR.: NORDECOR	SUR.:	Shielding Angle:38°

Table--2

UNIT: cd

H(DEG) V(DEG)	5	10	15	20	25	30	35	40	45	50	55	60	65	70	75	80	85	90
-90	0.00	0.00	0.00	0.00	0.00	0.00	0.00	0.00	0.00	0.00	0.00	0.00	0.00	0.00	0.00	0.00	0.00	0.00
-85	0.00	0.00	0.00	0.00	0.00	0.00	0.00	0.00	0.00	0.00	0.00	0.00	0.00	0.00	0.00	0.00	0.00	0.00
-80	0.62	0.74	0.60	0.61	0.97	0.60	0.56	0.69	0.58	0.57	0.61	0.56	0.62	0.62	0.61	0.77	0.93	1.02
-75	4.93	3.05	3.12	3.12	3.01	3.04	2.87	2.67	2.58	2.42	2.16	1.99	1.76	1.60	1.43	1.24	1.00	0.93
-70	5.55	5.58	5.56	5.48	5.32	5.12	4.86	4.56	4.22	3.85	3.46	3.05	2.65	2.28	1.90	1.43	0.85	0.79
-65	6.84	6.91	6.91	6.83	6.66	6.41	6.10	5.73	5.33	4.88	4.41	3.91	3.42	2.92	2.45	1.97	1.32	0.85
-60	8.27	8.25	8.14	7.92	7.61	7.22	6.76	6.26	5.72	5.15	4.57	3.99	3.38	2.79	2.23	1.60	0.86	0.84
-55	9.28	9.32	9.24	9.06	8.75	8.34	7.86	7.32	6.73	6.12	5.48	4.83	4.18	3.51	2.86	2.23	1.43	0.84
-50	10.4	10.3	10.1	9.72	9.25	8.70	8.09	7.45	6.75	6.06	5.35	4.63	3.91	3.18	2.48	1.73	0.84	0.83
-45	28.7	28.4	26.5	23.5	19.8	15.3	10.4	8.38	7.74	7.03	6.31	5.57	4.82	4.05	3.27	2.49	1.59	0.85
-40	46.9	43.6	38.2	31.4	23.3	13.9	8.94	8.30	7.59	6.85	6.09	5.31	4.50	3.67	2.81	1.97	0.86	0.88
-35	125	122	108	84.9	59.9	39.9	25.1	15.3	9.24	7.85	7.12	6.35	5.52	4.66	3.78	2.85	1.83	0.91
-30	201	179	142	97.8	63.4	41.6	24.8	12.0	8.39	7.71	6.91	6.05	5.16	4.24	3.28	2.24	0.96	0.94
-25	361	352	310	246	175	114	62.5	33.1	17.1	9.43	8.03	7.22	6.32	5.36	4.36	3.32	2.16	1.01
-20	513	462	379	279	187	101	50.3	27.1	12.6	8.65	7.86	6.95	5.95	4.89	3.79	2.62	1.06	0.99
-15	729	712	625	490	351	229	124	57.1	29.5	14.0	8.86	8.02	7.06	6.00	4.89	3.74	2.51	1.12
-10	929	833	659	476	316	185	82.2	39.8	20.7	9.43	8.54	7.57	6.49	5.34	4.15	2.91	1.19	1.12
-5	1026	1014	891	690	484	308	173	76.8	37.9	18.8	9.37	8.49	7.49	6.37	5.19	3.98	2.71	1.19
0	1120	1017	808	572	364	211	99.4	46.1	24.0	10.0	8.81	7.82	6.70	5.52	4.30	3.02	1.22	1.20
5	1004	991	871	676	472	300	168	75.7	37.7	18.2	9.33	8.45	7.44	6.33	5.17	3.95	2.69	1.18
10	884	789	628	450	297	173	79.0	39.4	19.4	9.28	8.46	7.49	6.41	5.30	4.08	2.86	1.18	1.09
15	674	660	581	457	325	208	113	54.7	28.4	12.7	8.73	7.91	6.96	5.92	4.82	3.66	2.47	1.10
20	454	413	339	252	163	86.7	46.6	25.6	10.7	8.48	7.71	6.83	5.84	4.81	3.71	2.55	1.07	1.03
25	300	297	264	209	151	96.3	53.6	29.6	15.4	8.69	7.83	7.06	6.19	5.25	4.25	3.20	2.17	0.98
30	147	132	102	72.3	49.5	34.1	20.5	9.27	8.08	7.45	6.73	5.92	5.06	4.12	3.13	2.18	0.97	0.88
35	88.0	88.1	77.2	60.0	42.5	28.8	19.9	12.9	8.08	7.48	6.83	6.10	5.31	4.49	3.61	2.68	1.88	0.88
40	30.6	28.7	24.9	19.3	12.7	8.66	8.16	7.66	7.11	6.48	5.78	5.03	4.27	3.47	2.60	1.89	0.89	0.85
45	19.3	19.5	18.2	16.1	13.1	9.70	7.97	7.56	7.04	6.47	5.84	5.17	4.47	3.77	3.03	2.29	1.64	0.82
50	8.48	8.47	8.37	8.16	7.82	7.54	7.14	6.63	6.06	5.45	4.84	4.19	3.54	2.88	2.22	1.66	0.86	0.82
55	7.55	7.60	7.56	7.44	7.25	7.00	6.66	6.29	5.83	5.34	4.79	4.23	3.67	3.07	2.50	2.00	1.50	0.84
60	6.70	6.68	6.58	6.43	6.20	5.93	5.58	5.21	4.81	4.35	3.85	3.37	2.82	2.34	1.96	1.56	0.91	0.84
65	5.36	5.43	5.43	5.38	5.28	5.11	4.88	4.60	4.26	3.91	3.55	3.16	2.80	2.42	2.08	1.78	1.44	0.92
70	4.14	4.18	4.20	4.18	4.11	3.95	3.74	3.46	3.17	2.88	2.63	2.37	2.16	1.95	1.72	1.50	1.00	0.96
75	2.92	3.01	3.05	3.05	3.02	2.98	2.90	2.79	2.64	2.50	2.36	2.22	2.05	1.89	1.74	1.58	1.32	1.01
80	1.86	1.92	1.91	1.88	1.87	1.89	1.90	1.89	1.88	1.89	1.87	1.79	1.69	1.58	1.51	1.32	1.07	1.04
85	0.00	0.00	0.00	0.00	0.00	0.00	0.00	0.00	0.00	0.00	0.00	0.00	0.00	0.00	0.00	0.00	0.00	0.00
90	0.00	0.00	0.00	0.00	0.00	0.00	0.00	0.00	0.00	0.00	0.00	0.00	0.00	0.00	0.00	0.00	0.00	0.00

H(h) Range:-90 - 90DEG
H(h) Interval: 1.0DEG
Test Speed: HIGH
Temperature:25.3DEG
Operators:NORDECOR
Test Date:2024-10-10

V(B) Range:-80 - 80DEG
V(B) Interval: 5.0DEG
Test System:EVERFINE GO-2000A_V1 SYSTEM V2.00.411
Humidity:65.0%
Test Distance:5.780m [K=1.0000]
Remarks: