

Floodlight Summary:

Report based on lamp delivering 1000 lumens.

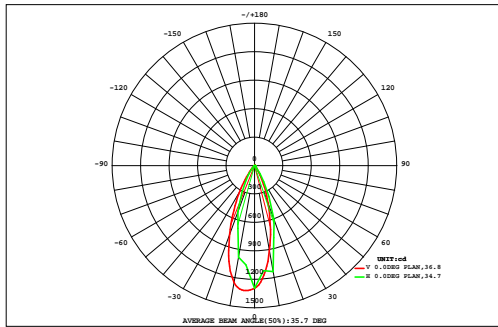
Maximum Intensity (Luminaire orientation as tested.)		2165.9 cd per klm. 0.0 degrees vertical 5.0 degrees horizontal
Beam Spread	At 10% of Imax	67.0V x 64.9H
	At 50% of Imax	34.7V x 36.8H
	At 90% of Imax	6.6V x 16.0H
Beam Flux	Total	997.9 lumens per klm.
	To 10% of Imax	872.6 lumens per klm.
	To 50% of Imax	487.0 lumens per klm.
	To 90% of Imax	85.9 lumens per klm.
	Upward LOR	0.0 %
	Downward LOR	99.8 %
Luminaire Efficiency(Light Output Ratio)		100.0 %

H(β) Range:-90 - 90DEG
H(β) Interval: 1.0DEG
Test Speed: HIGH
Temperature:25.3DEG
Operators:NORDECOR
Test Date:2024-10-10

V(B) Range:-80 - 80DEG
V(B) Interval: 5.0DEG
Test System:EVERFINE GO-2000A_V1 SYSTEM V2.00.411
Humidity:65.0%
Test Distance:5.780m [K=1.0000]
Remarks:

LUMINAIRE PHOTOMETRIC TEST REPORT

Test:U:220.30V I:0.0958A P:9.9312W PF:0.4703 Freq:50.00Hz Lamp Flux:610.146x1 lm		
NAME: 6807	TYPE:	WEIGHT:266g
SPEC.:10W	DIM.: 13.7*3.5*7cm	SERIAL No.:01
MFR.: NORDECOR	SUR.:	Shielding Angle:38°



DATA OF LAMP		Eff:61.44lm/W	
MODEL		Imax(cd)	1321
NOMINAL POWER(W)		AVAILABILITY(%)	88.5
RATED VOLTAGE(V)		Avai. FLUX(lm)	539.9
NOMINAL FLUX(lm)	610.146	LOR(%)	100.0
LAMPS INSIDE	1	TOTAL FLUX(lm)	610.1
TEST VOLTAGE(V)	0	q @50%(H,V)	37,35DEG

VERTICAL(DEG)	AREA FLUX DIAGRAM																UNIT:lm		F t	F a	
	0.00	0.00	0.00	0.00	0.00	0.00	0.00	0.00	0.00	0.00	0.00	0.00	0.00	0.00	0.00	0.00	0.00	0.00	0.00	0.00	0.00
90	0.00	0.00	0.00	0.00	0.00	0.00	0.00	0.00	0.00	0.00	0.00	0.00	0.00	0.00	0.00	0.00	0.00	0.00	0.00	0.00	0.00
80	0.00	0.01	0.02	0.03	0.05	0.07	0.10	0.13	0.16	0.17	0.17	0.16	0.13	0.11	0.08	0.05	0.02	0.01	1.47	0.00	0.00
70	0.00	0.01	0.02	0.04	0.08	0.13	0.18	0.22	0.24	0.25	0.24	0.21	0.17	0.13	0.09	0.05	0.02	0.00	2.10	0.00	0.00
60	0.00	0.01	0.03	0.07	0.13	0.19	0.25	0.30	0.32	0.33	0.31	0.27	0.22	0.16	0.11	0.06	0.02	0.00	2.79	0.00	0.00
50	0.00	0.01	0.04	0.10	0.17	0.24	0.30	0.45	0.70	0.80	0.75	0.55	0.28	0.19	0.12	0.07	0.03	0.00	4.81	0.00	0.00
40	0.00	0.02	0.06	0.13	0.21	0.28	0.56	1.38	2.54	3.21	2.83	1.63	0.66	0.25	0.14	0.08	0.03	0.01	14.0	3.64	0.00
30	0.00	0.02	0.07	0.15	0.24	0.43	1.57	4.16	7.78	9.89	8.37	4.75	1.76	0.44	0.16	0.09	0.04	0.01	39.9	32.5	0.00
20	0.00	0.02	0.08	0.17	0.27	0.84	3.18	9.54	17.7	22.2	18.7	10.4	3.51	0.78	0.18	0.10	0.04	0.01	87.7	82.3	0.00
10	0.00	0.03	0.09	0.18	0.30	1.18	5.08	14.8	28.1	35.2	29.5	15.9	5.28	1.02	0.20	0.11	0.05	0.01	137	133	0.00
0	0.00	0.03	0.09	0.18	0.31	1.17	5.40	16.0	31.1	38.7	32.1	16.8	5.37	0.96	0.20	0.11	0.05	0.01	149	144	0.00
-10	0.00	0.02	0.08	0.17	0.27	0.85	3.81	11.6	22.3	28.1	22.5	11.8	3.34	0.63	0.17	0.10	0.04	0.01	106	101	0.00
-20	0.00	0.02	0.07	0.15	0.23	0.48	1.64	5.19	9.66	12.1	9.80	4.88	1.32	0.32	0.15	0.09	0.04	0.01	46.2	41.0	0.00
-30	0.00	0.02	0.06	0.12	0.19	0.26	0.55	1.04	2.13	2.79	2.12	1.01	0.41	0.17	0.13	0.07	0.03	0.01	11.1	1.87	0.00
-40	0.00	0.01	0.04	0.09	0.15	0.21	0.24	0.27	0.34	0.37	0.36	0.27	0.17	0.16	0.11	0.06	0.03	0.00	2.91	0.00	0.00
-50	0.00	0.01	0.03	0.07	0.12	0.17	0.22	0.26	0.25	0.23	0.21	0.22	0.20	0.15	0.10	0.05	0.02	0.00	2.31	0.00	0.00
-60	0.00	0.01	0.02	0.04	0.08	0.12	0.16	0.19	0.21	0.22	0.21	0.19	0.16	0.12	0.08	0.04	0.02	0.00	1.89	0.00	0.00
-70	0.00	0.01	0.02	0.03	0.04	0.06	0.09	0.11	0.12	0.13	0.13	0.12	0.10	0.08	0.06	0.03	0.02	0.00	1.14	0.00	0.00
-80	0.00	0.00	0.01	0.01	0.01	0.02	0.02	0.02	0.03	0.03	0.03	0.03	0.03	0.02	0.02	0.01	0.01	0.00	0.30	0.00	0.00
-90	0.00	0.00	0.00	0.00	0.00	0.00	0.00	0.00	0.00	0.00	0.00	0.00	0.00	0.00	0.00	0.00	0.00	0.00	0.00	0.00	0.00
F t	0.05	0.27	0.83	1.74	2.85	6.71	23.3	65.7	124	155	128	69.3	23.1	5.70	2.08	1.18	0.50	0.09	610	---	---
F a	0.00	0.00	0.00	0.00	0.00	0.11	14.4	58.8	117	149	122	62.9	15.1	0.09	0.00	0.00	0.00	0.00	---	540	---

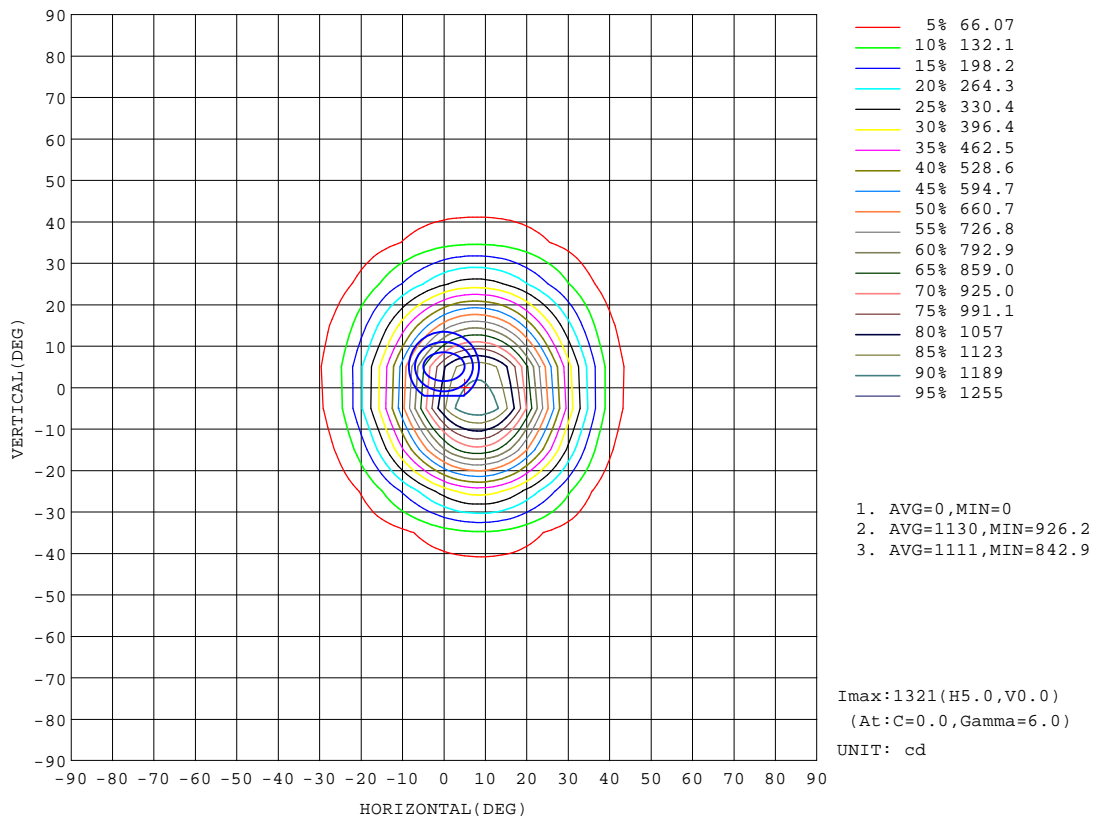
one-half-peak spread: U:19.0,D:16.0 , L:19.8,R:17.2 NEMA Beam Type: Type 4

H(h) Range:-90 - 90DEG
H(h) Interval: 1.0DEG
Test Speed: HIGH
Temperature:25.3DEG
Operators:NORDECOR
Test Date:2024-10-10

V(B) Range:-80 - 80DEG
V(B) Interval: 5.0DEG
Test System:EVERFINE GO-2000A_V1 SYSTEM V2.00.411
Humidity:65.0%
Test Distance:5.780m [K=1.0000]
Remarks:

ISOCANDELA DIAGRAM

Test:U:220.30V I:0.0958A P:9.9312W PF:0.4703 Freq:50.00Hz Lamp Flux:610.146x1 lm		
NAME: 6807	TYPE:	WEIGHT:266g
SPEC.:10W	DIM.: 13.7*3.5*7cm	SERIAL No.:01
MFR.: NORDECOR	SUR.:	Shielding Angle:38°

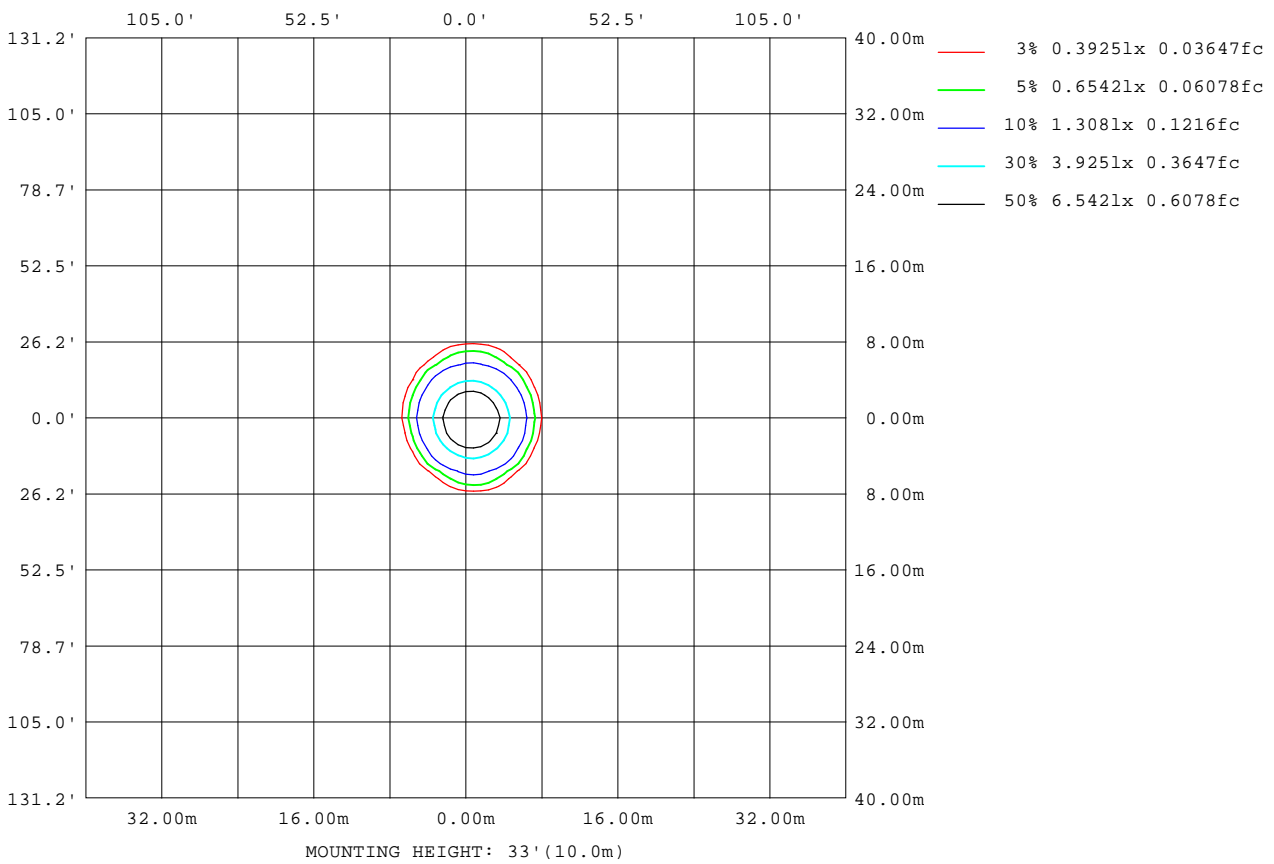


H(β) Range:-90 - 90DEG
 H(β) Interval: 1.0DEG
 Test Speed: HIGH
 Temperature:25.3DEG
 Operators:NORDECOR
 Test Date:2024-10-10

V(B) Range:-80 - 80DEG
 V(B) Interval: 5.0DEG
 Test System:EVERFINE GO-2000A_V1 SYSTEM V2.00.411
 Humidity:65.0%
 Test Distance:5.780m [K=1.0000]
 Remarks:

ISOLUX DIAGRAM

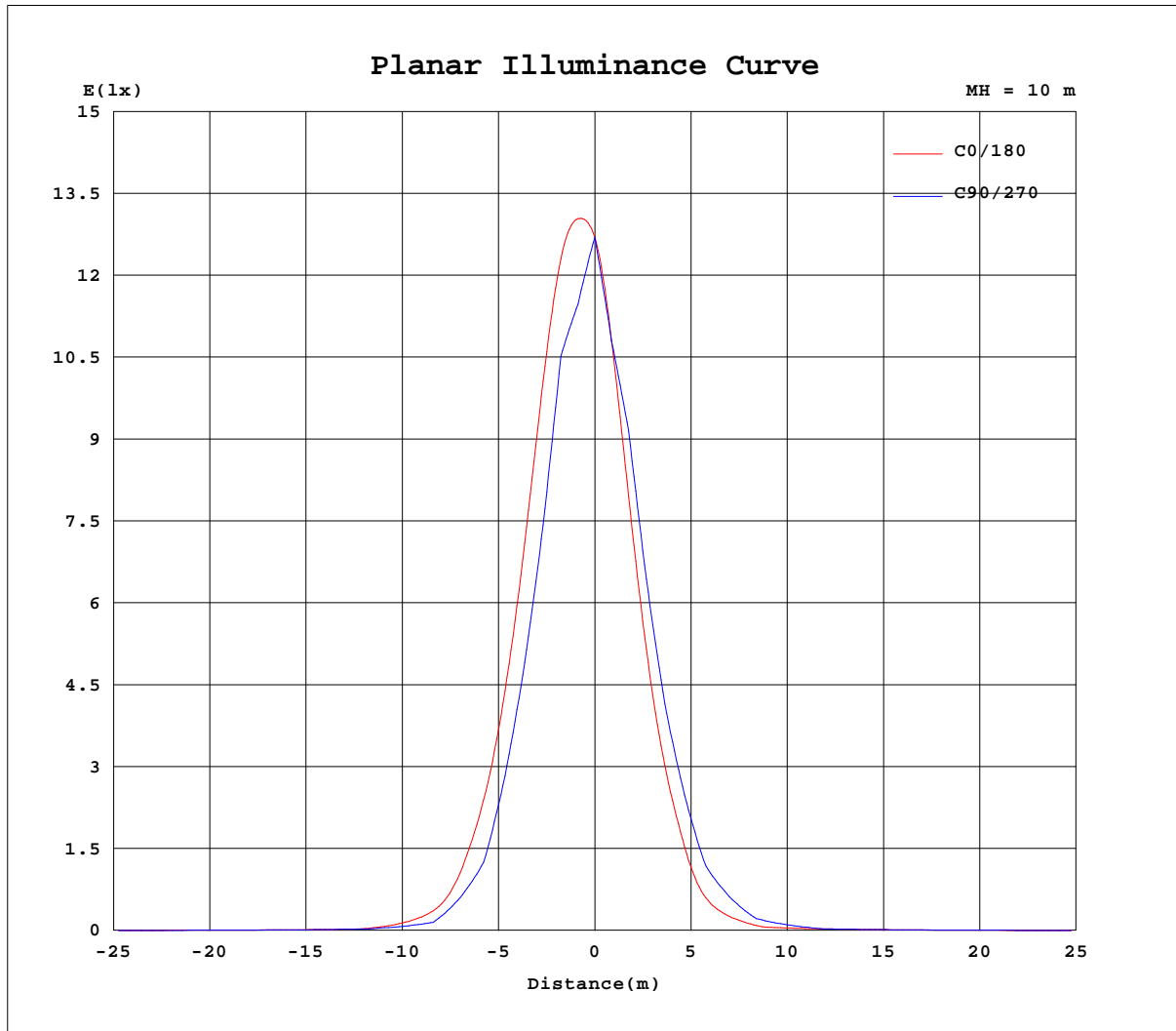
Test:U:220.30V I:0.0958A P:9.9312W PF:0.4703 Freq:50.00Hz Lamp Flux:610.146x1 lm		
NAME: 6807	TYPE:	WEIGHT:266g
SPEC.:10W	DIM.: 13.7*3.5*7cm	SERIAL No.:01
MFR.: NORDECOR	SUR.:	Shielding Angle:38°



H(β) Range:-90 - 90DEG
H(β) Interval: 1.0DEG
Test Speed: HIGH
Temperature:25.3DEG
Operators:NORDECOR
Test Date:2024-10-10

V(B) Range:-80 - 80DEG
V(B) Interval: 5.0DEG
Test System:EVERFINE GO-2000A_V1 SYSTEM V2.00.411
Humidity:65.0%
Test Distance:5.780m [K=1.0000]
Remarks:

Planar Illuminance Curve



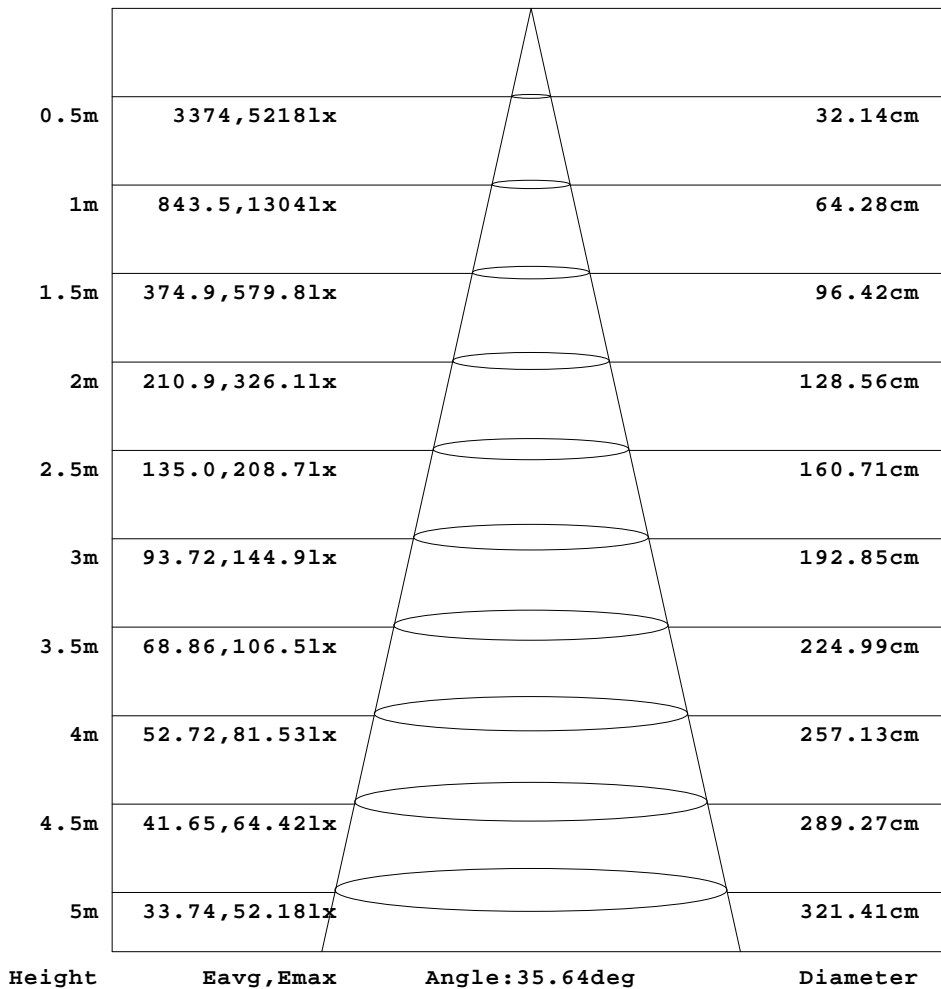
H(β) Range:-90 - 90DEG
 H(β) Interval: 1.0DEG
 Test Speed: HIGH
 Temperature:25.3DEG
 Operators:NORDECOR
 Test Date:2024-10-10

V(B) Range:-80 - 80DEG
 V(B) Interval: 5.0DEG
 Test System:EVERFINE GO-2000A_V1 SYSTEM V2.00.411
 Humidity:65.0%
 Test Distance:5.780m [K=1.0000]
 Remarks:

AAI Figure

Test:U:220.30V I:0.0958A P:9.9312W PF:0.4703 Freq:50.00Hz Lamp Flux:610.146x1 lm		
NAME: 6807	TYPE:	WEIGHT:266g
SPEC.:10W	DIM.: 13.7*3.5*7cm	SERIAL No.:01
MFR.: NORDECOR	SUR.:	Shielding Angle:38°

Flux out:279.8 lm



Note:The Curves indicate the illuminated area and the average illumination when the luminaire is at different distance.

H(β) Range:-90 - 90DEG
 H(β) Interval: 1.0DEG
 Test Speed: HIGH
 Temperature:25.3DEG
 Operators:NORDECOR
 Test Date:2024-10-10

V(B) Range:-80 - 80DEG
 V(B) Interval: 5.0DEG
 Test System:EVERFINE GO-2000A_V1 SYSTEM V2.00.411
 Humidity:65.0%
 Test Distance:5.780m [K=1.0000]
 Remarks:

LUMINOUS DISTRIBUTION INTENSITY DATA

Test:U:220.30V I:0.0958A P:9.9312W PF:0.4703 Freq:50.00Hz Lamp Flux:610.146x1 lm		
NAME: 6807	TYPE:	WEIGHT:266g
SPEC.:10W	DIM.: 13.7*3.5*7cm	SERIAL No.:01
MFR.: NORDECOR	SUR.:	Shielding Angle:38°

Table--1

UNIT: cd

H(DEG) V(DEG)	-90	-85	-80	-75	-70	-65	-60	-55	-50	-45	-40	-35	-30	-25	-20	-15	-10	-5	0
-90	0.00	0.00	0.00	0.00	0.00	0.00	0.00	0.00	0.00	0.00	0.00	0.00	0.00	0.00	0.00	0.00	0.00	0.00	0.00
-85	0.00	0.00	0.00	0.00	0.00	0.00	0.00	0.00	0.00	0.00	0.00	0.00	0.00	0.00	0.00	0.00	0.00	0.00	0.00
-80	0.93	0.98	1.01	1.06	1.11	1.12	1.15	1.19	1.29	1.40	1.55	1.70	1.79	1.94	2.14	2.25	2.37	2.51	2.62
-75	1.02	0.96	1.02	1.06	1.11	1.20	1.32	1.47	1.67	1.90	2.19	2.49	2.75	2.99	3.26	3.48	3.70	3.89	4.06
-70	0.98	1.07	1.09	1.13	1.25	1.46	1.73	2.05	2.41	2.86	3.32	3.71	4.08	4.45	4.78	5.07	5.34	5.55	5.72
-65	1.07	1.02	1.06	1.12	1.27	1.52	1.86	2.30	2.84	3.39	3.95	4.47	4.96	5.41	5.84	6.24	6.58	6.89	7.12
-60	1.04	1.07	1.13	1.35	1.68	2.10	2.67	3.41	4.15	4.82	5.42	6.01	6.55	7.07	7.54	7.95	8.33	8.62	8.75
-55	1.00	1.05	1.09	1.24	1.59	2.06	2.73	3.53	4.36	5.14	5.84	6.49	7.13	7.71	8.27	8.80	9.26	9.66	9.95
-50	1.06	1.09	1.27	1.67	2.22	3.07	4.05	4.99	5.82	6.58	7.30	7.98	8.64	9.26	9.85	10.4	10.9	11.2	11.4
-45	1.04	1.09	1.14	1.46	1.99	2.81	3.86	4.94	5.90	6.75	7.54	8.28	8.98	9.65	10.3	11.6	15.1	18.7	21.5
-40	1.11	1.15	1.49	2.07	3.02	4.22	5.40	6.45	7.34	8.19	8.97	9.70	10.4	11.0	12.5	18.2	25.2	30.8	34.7
-35	1.12	1.14	1.25	1.75	2.54	3.77	5.10	6.35	7.42	8.38	9.25	10.0	10.9	16.4	24.5	35.2	52.9	78.0	103
-30	1.15	1.24	1.76	2.61	4.01	5.46	6.82	7.99	9.05	9.98	10.8	11.6	19.5	34.6	52.7	79.2	120	166	202
-25	1.13	1.18	1.38	2.03	3.19	4.73	6.30	7.73	8.97	10.1	11.1	12.6	21.7	38.9	70.6	130	205	284	361
-20	1.20	1.36	1.99	3.18	4.84	6.52	8.10	9.48	10.7	11.8	13.0	27.4	49.8	89.9	180	301	415	528	611
-15	1.13	1.23	1.50	2.30	3.76	5.51	7.30	8.92	10.4	11.7	12.8	20.6	42.1	80.4	166	296	456	627	786
-10	1.23	1.44	2.20	3.65	5.48	7.38	9.13	10.7	12.1	13.3	22.5	46.7	89.9	199	353	545	770	988	1134
-5	1.15	1.26	1.57	2.46	4.08	5.96	7.89	9.66	11.3	12.7	14.0	30.2	59.1	122	256	424	643	891	1112
0	1.26	1.46	2.27	3.78	5.67	7.65	9.52	11.2	12.7	14.0	28.3	57.4	118	253	420	646	912	1160	1293
5	1.14	1.26	1.56	2.47	4.09	5.99	7.93	9.76	11.4	12.8	14.2	32.3	63.0	127	256	416	624	853	1050
10	1.21	1.42	2.20	3.66	5.54	7.46	9.30	10.9	12.4	13.6	25.8	53.8	100	202	340	513	703	873	982
15	1.16	1.23	1.49	2.31	3.78	5.59	7.42	9.18	10.7	12.1	13.2	24.0	50.0	90.6	172	288	425	565	686
20	1.20	1.35	2.01	3.21	4.92	6.67	8.38	9.93	11.2	12.3	14.4	34.8	59.7	102	184	280	372	457	514
25	1.12	1.19	1.36	2.03	3.21	4.82	6.45	8.05	9.50	10.7	11.8	14.3	27.0	49.1	83.4	139	201	264	320
30	1.13	1.21	1.72	2.64	4.07	5.58	7.10	8.53	9.78	10.8	11.6	13.0	28.2	47.5	68.5	95.9	131	165	186
35	1.08	1.12	1.21	1.70	2.56	3.82	5.23	6.64	7.98	9.17	10.2	11.0	12.7	21.9	31.9	46.8	67.7	90.1	109
40	1.07	1.12	1.45	2.06	3.04	4.31	5.62	6.90	8.12	9.18	10.1	10.8	11.4	12.0	18.0	30.6	40.6	46.7	49.8
45	1.05	1.07	1.11	1.43	1.99	2.83	3.94	5.14	6.34	7.47	8.49	9.37	10.1	10.8	11.5	15.6	22.1	26.8	29.7
50	1.05	1.08	1.24	1.66	2.24	3.10	4.17	5.30	6.39	7.41	8.34	9.18	9.86	10.4	10.9	11.2	11.5	11.7	11.8
55	0.98	1.07	1.09	1.23	1.59	2.09	2.77	3.66	4.63	5.61	6.55	7.42	8.20	8.87	9.43	9.87	10.2	10.5	10.6
60	1.08	1.09	1.13	1.36	1.72	2.12	2.76	3.57	4.45	5.33	6.15	6.93	7.64	8.24	8.71	9.07	9.36	9.54	9.63
65	1.02	1.11	1.12	1.16	1.32	1.58	1.91	2.39	2.94	3.58	4.30	5.03	5.73	6.34	6.89	7.32	7.67	7.93	8.09
70	1.12	1.15	1.16	1.19	1.34	1.55	1.80	2.08	2.45	2.97	3.61	4.27	4.82	5.35	5.76	6.13	6.41	6.60	6.73
75	1.12	1.14	1.16	1.17	1.21	1.29	1.41	1.56	1.75	1.99	2.32	2.68	3.07	3.44	3.83	4.21	4.57	4.84	5.01
80	1.15	1.17	1.18	1.20	1.20	1.22	1.25	1.34	1.43	1.52	1.59	1.73	1.92	2.16	2.51	2.87	3.16	3.38	3.52
85	0.00	0.00	0.00	0.00	0.00	0.00	0.00	0.00	0.00	0.00	0.00	0.00	0.00	0.00	0.00	0.00	0.00	0.00	0.00
90	0.00	0.00	0.00	0.00	0.00	0.00	0.00	0.00	0.00	0.00	0.00	0.00	0.00	0.00	0.00	0.00	0.00	0.00	0.00

H(h) Range:-90 - 90DEG
H(h) Interval: 1.0DEG
Test Speed: HIGH
Temperature:25.3DEG
Operators:NORDECOR
Test Date:2024-10-10

V(B) Range:-80 - 80DEG
V(B) Interval: 5.0DEG
Test System:EVERFINE GO-2000A_V1 SYSTEM V2.00.411
Humidity:65.0%
Test Distance:5.780m [K=1.0000]
Remarks:

LUMINOUS DISTRIBUTION INTENSITY DATA

Test:U:220.30V I:0.0958A P:9.9312W PF:0.4703 Freq:50.00Hz Lamp Flux:610.146x1 lm		
NAME: 6807	TYPE:	WEIGHT:266g
SPEC.:10W	DIM.: 13.7*3.5*7cm	SERIAL No.:01
MFR.: NORDECOR	SUR.:	Shielding Angle:38°

Table--2

UNIT: cd

H(DEG) V(DEG)	5	10	15	20	25	30	35	40	45	50	55	60	65	70	75	80	85	90
-90	0.00	0.00	0.00	0.00	0.00	0.00	0.00	0.00	0.00	0.00	0.00	0.00	0.00	0.00	0.00	0.00	0.00	0.00
-85	0.00	0.00	0.00	0.00	0.00	0.00	0.00	0.00	0.00	0.00	0.00	0.00	0.00	0.00	0.00	0.00	0.00	0.00
-80	2.70	2.81	2.89	2.92	2.93	2.91	2.86	2.80	2.70	2.59	2.47	2.35	2.20	2.08	1.94	1.42	1.06	1.19
-75	4.19	4.28	4.33	4.36	4.34	4.23	4.11	3.95	3.76	3.53	3.29	3.03	2.76	2.49	2.25	1.98	1.38	1.01
-70	5.81	5.85	5.82	5.73	5.58	5.37	5.11	4.81	4.46	4.09	3.69	3.29	2.88	2.50	2.17	1.53	1.09	0.94
-65	7.26	7.33	7.31	7.21	7.03	6.76	6.43	6.05	5.63	5.17	4.68	4.17	3.66	3.15	2.66	2.22	1.46	1.03
-60	8.84	8.80	8.66	8.41	8.07	7.64	7.16	6.61	6.05	5.46	4.85	4.24	3.63	3.01	2.45	1.66	1.09	0.91
-55	10.1	10.1	10.0	9.76	9.39	8.91	8.36	7.76	7.12	6.48	5.81	5.14	4.46	3.79	3.10	2.47	1.53	1.01
-50	11.5	11.3	11.0	10.5	9.95	9.31	8.61	7.89	7.16	6.44	5.69	4.95	4.22	3.46	2.71	1.76	1.06	0.91
-45	23.3	23.9	23.0	20.4	16.7	12.6	9.91	9.06	8.28	7.52	6.76	6.00	5.22	4.43	3.60	2.80	1.68	1.01
-40	36.3	35.2	31.1	24.6	16.8	11.2	9.81	8.97	8.18	7.41	6.61	5.80	4.95	4.08	3.18	2.12	1.12	0.92
-35	121	125	113	88.7	60.8	38.9	25.4	16.4	9.72	8.59	7.80	6.98	6.13	5.22	4.28	3.30	2.01	1.11
-30	214	198	157	108	68.0	44.1	26.4	12.0	9.32	8.51	7.69	6.80	5.85	4.86	3.80	2.65	1.26	1.04
-25	414	423	385	313	229	142	73.0	38.3	19.5	10.3	8.97	8.10	7.16	6.12	5.08	3.91	2.55	1.24
-20	635	594	501	384	250	124	60.2	32.8	13.4	9.79	8.87	7.92	6.83	5.74	4.47	3.25	1.41	1.22
-15	886	896	813	662	488	315	167	74.4	37.2	15.6	10.1	9.13	8.10	6.94	5.75	4.44	3.11	1.38
-10	1168	1079	890	662	446	265	113	52.8	24.4	10.8	9.79	8.73	7.54	6.26	4.93	3.60	1.56	1.29
-5	1227	1239	1133	918	668	440	254	109	51.6	22.8	10.8	9.79	8.67	7.44	6.12	4.75	3.42	1.46
0	1321	1250	1044	773	517	314	148	65.6	31.2	11.6	10.2	9.09	7.85	6.52	5.13	3.76	1.56	1.34
5	1149	1157	1064	868	634	421	246	110	53.6	24.0	10.8	9.82	8.70	7.45	6.12	4.75	3.41	1.41
10	1003	934	781	587	402	245	112	56.7	27.3	10.9	9.86	8.79	7.57	6.26	4.91	3.58	1.45	1.28
15	757	759	692	568	422	283	160	77.7	41.7	17.4	10.2	9.27	8.18	6.99	5.73	4.42	3.15	1.27
20	525	488	411	316	218	120	65.7	37.9	15.7	9.99	9.07	8.04	6.92	5.71	4.44	3.21	1.28	1.14
25	354	355	323	266	199	134	77.3	44.3	23.0	11.2	9.28	8.37	7.34	6.24	5.09	3.89	2.74	1.11
30	190	176	146	109	77.1	53.3	33.3	15.0	9.74	8.92	8.04	7.07	6.02	4.93	3.83	2.71	1.17	1.02
35	119	120	110	91.1	68.6	47.8	30.9	19.8	11.0	9.11	8.27	7.38	6.42	5.41	4.37	3.32	2.29	1.00
40	50.6	49.2	45.1	37.4	26.2	14.3	10.3	9.56	8.78	7.96	7.09	6.17	5.20	4.23	3.24	2.34	1.08	0.91
45	31.0	31.1	30.1	27.6	23.1	16.9	11.2	9.61	8.90	8.13	7.32	6.47	5.59	4.68	3.77	2.86	1.91	0.94
50	11.7	11.5	11.3	10.9	10.4	9.81	9.21	8.52	7.80	7.02	6.21	5.37	4.53	3.66	2.82	2.01	1.04	0.81
55	10.7	10.6	10.5	10.2	9.86	9.42	8.91	8.35	7.71	7.05	6.34	5.61	4.84	4.08	3.31	2.58	1.70	0.95
60	9.61	9.51	9.31	9.02	8.66	8.23	7.73	7.11	6.58	5.96	5.30	4.62	3.94	3.26	2.60	1.85	1.06	0.96
65	8.18	8.19	8.09	7.94	7.71	7.42	7.08	6.65	6.19	5.70	5.18	4.63	4.06	3.50	2.93	2.42	1.66	1.03
70	6.77	6.72	6.64	6.51	6.30	6.06	5.76	5.41	5.03	4.62	4.18	3.73	3.28	2.83	2.42	1.80	1.11	1.04
75	5.14	5.20	5.20	5.17	5.08	4.95	4.81	4.58	4.36	4.08	3.80	3.49	3.17	2.85	2.53	2.24	1.49	1.16
80	3.62	3.67	3.70	3.70	3.66	3.60	3.51	3.40	3.26	3.09	2.92	2.74	2.55	2.36	2.18	1.49	1.22	1.23
85	0.00	0.00	0.00	0.00	0.00	0.00	0.00	0.00	0.00	0.00	0.00	0.00	0.00	0.00	0.00	0.00	0.00	0.00
90	0.00	0.00	0.00	0.00	0.00	0.00	0.00	0.00	0.00	0.00	0.00	0.00	0.00	0.00	0.00	0.00	0.00	0.00

H(β) Range:-90 - 90DEG
H(β) Interval: 1.0DEG
Test Speed: HIGH
Temperature:25.3DEG
Operators:NORDECOR
Test Date:2024-10-10

V(B) Range:-80 - 80DEG
V(B) Interval: 5.0DEG
Test System:EVERFINE GO-2000A_V1 SYSTEM V2.00.411
Humidity:65.0%
Test Distance:5.780m [K=1.0000]
Remarks: