

Floodlight Summary:

Report based on lamp delivering 1000 lumens.

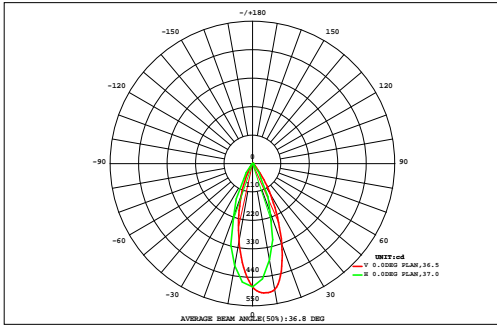
Maximum Intensity (Luminaire orientation as tested.)		2206.9 cd per klm. 0.0 degrees vertical -7.0 degrees horizontal
Beam Spread	At 10% of Imax	67.1V x 64.3H
	At 50% of Imax	37.0V x 36.5H
	At 90% of Imax	14.2V x 15.8H
Beam Flux	Total	999.2 lumens per klm.
	To 10% of Imax	879.6 lumens per klm.
	To 50% of Imax	497.9 lumens per klm.
	To 90% of Imax	82.8 lumens per klm.
	Upward LOR	0.0 %
	Downward LOR	99.9 %
Luminaire Efficiency(Light Output Ratio)		100.0 %

H(β) Range:-90 - 90DEG
H(β) Interval: 1.0DEG
Test Speed: HIGH
Temperature:25.3DEG
Operators:NORDECOR
Test Date:2024-10-10

V(B) Range:-80 - 80DEG
V(B) Interval: 5.0DEG
Test System:EVERFINE GO-2000A_V1 SYSTEM V2.00.411
Humidity:65.0%
Test Distance:5.780m [K=1.0000]
Remarks:

LUMINAIRE PHOTOMETRIC TEST REPORT

Test:U:220.24V I:0.0430A P:4.3818W PF:0.4623 Freq:50.00Hz Lamp Flux:227.492x1 lm		
NAME: 6802	TYPE:	WEIGHT:130g
SPEC.:4W	DIM.: 5.5*3.6*7.1cm	SERIAL No.:01
MFR.: NORDECOR	SUR.:	Shielding Angle:38°



DATA OF LAMP		Eff:51.92lm/W	
MODEL		Imax(cd)	502.1
NOMINAL POWER(W)		AVAILABILITY(%)	89.0
RATED VOLTAGE(V)		Avai. FLUX(lm)	202.4
NOMINAL FLUX(lm)	227.492	LOR(%)	100.0
LAMPS INSIDE	1	TOTAL FLUX(lm)	227.5
TEST VOLTAGE(V)	0	q @50%(H,V)	37,37DEG

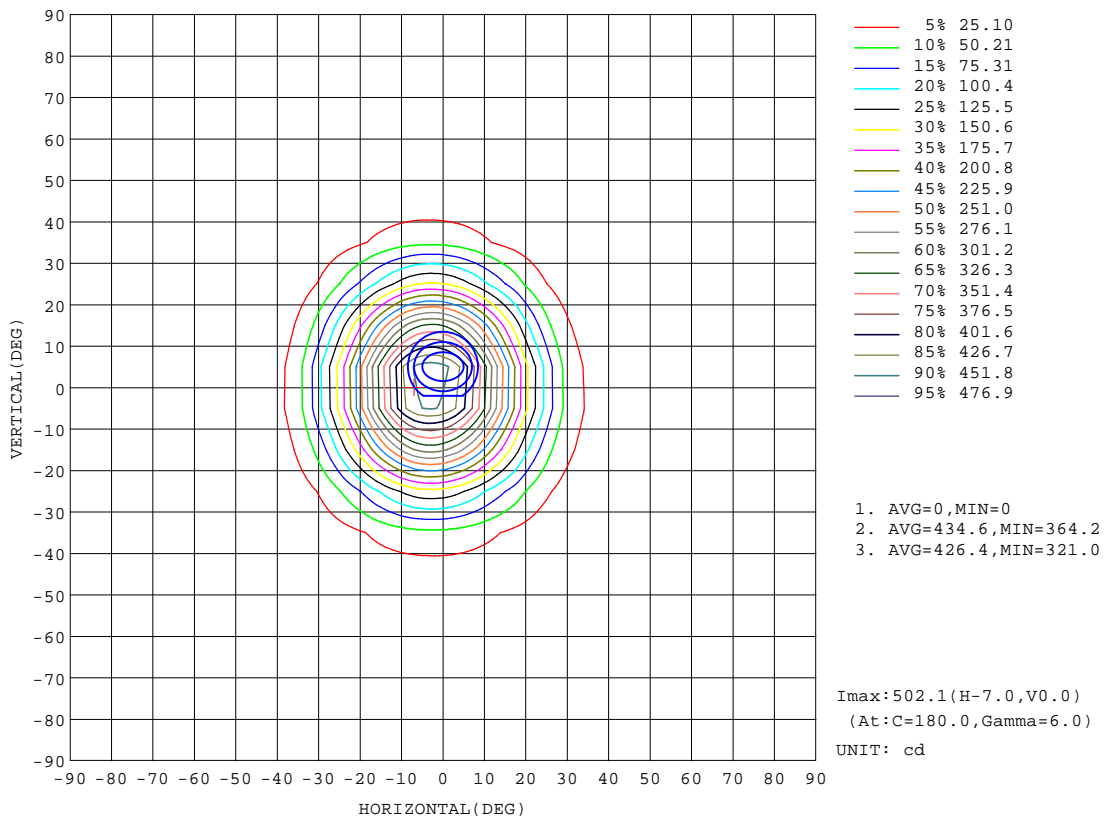
VERTICAL(DEG)	AREA FLUX DIAGRAM															UNIT:lm			F t	F a	
	-90	-80	-70	-60	-50	-40	-30	-20	20	30	40	50	60	70	80	90					
90	0.00	0.00	0.00	0.00	0.00	0.00	0.00	0.00	0.00	0.00	0.00	0.00	0.00	0.00	0.00	0.00	0.00	0.00	0.00	0.00	
80	0.00	0.01	0.02	0.03	0.03	0.04	0.05	0.05	0.05	0.05	0.04	0.04	0.03	0.02	0.02	0.01	0.01	0.00	0.48	0.00	
70	0.00	0.01	0.02	0.03	0.04	0.05	0.06	0.06	0.06	0.06	0.05	0.05	0.04	0.03	0.02	0.01	0.01	0.00	0.58	0.00	
60	0.00	0.01	0.02	0.03	0.04	0.05	0.06	0.07	0.08	0.08	0.08	0.07	0.06	0.05	0.03	0.02	0.01	0.01	0.00	0.75	0.00
50	0.00	0.01	0.02	0.04	0.06	0.07	0.12	0.18	0.22	0.20	0.13	0.07	0.06	0.04	0.03	0.01	0.01	0.00	1.27	0.00	
40	0.00	0.01	0.03	0.05	0.07	0.14	0.38	0.82	1.13	0.95	0.48	0.20	0.08	0.05	0.03	0.02	0.01	0.00	4.43	1.26	
30	0.00	0.01	0.03	0.05	0.10	0.41	1.38	3.04	4.16	3.52	1.90	0.65	0.16	0.06	0.04	0.02	0.01	0.00	15.5	12.9	
20	0.00	0.01	0.04	0.06	0.20	0.90	3.44	7.13	9.61	8.27	4.55	1.47	0.34	0.07	0.04	0.02	0.01	0.00	36.2	34.2	
10	0.00	0.02	0.04	0.07	0.28	1.52	5.23	10.9	14.3	12.2	6.68	2.29	0.50	0.09	0.05	0.02	0.01	0.00	54.2	52.5	
0	0.00	0.02	0.04	0.07	0.30	1.61	5.42	11.1	14.2	12.0	6.60	2.30	0.51	0.09	0.05	0.02	0.01	0.00	54.4	52.7	
-10	0.00	0.02	0.04	0.07	0.24	1.12	3.74	7.47	9.56	7.95	4.37	1.44	0.36	0.07	0.04	0.02	0.01	0.00	36.5	34.8	
-20	0.00	0.01	0.03	0.06	0.14	0.50	1.65	3.23	4.10	3.35	1.81	0.62	0.16	0.06	0.04	0.02	0.01	0.00	15.8	13.6	
-30	0.00	0.01	0.03	0.05	0.07	0.20	0.40	0.79	0.97	0.78	0.44	0.20	0.06	0.05	0.03	0.02	0.01	0.00	4.13	0.45	
-40	0.00	0.01	0.02	0.04	0.06	0.07	0.14	0.18	0.19	0.18	0.13	0.06	0.06	0.04	0.03	0.02	0.01	0.00	1.23	0.00	
-50	0.00	0.01	0.02	0.04	0.05	0.07	0.08	0.07	0.07	0.07	0.07	0.07	0.05	0.04	0.02	0.01	0.01	0.00	0.75	0.00	
-60	0.00	0.01	0.02	0.03	0.04	0.06	0.07	0.07	0.08	0.07	0.06	0.05	0.04	0.03	0.02	0.01	0.01	0.00	0.67	0.00	
-70	0.00	0.01	0.02	0.02	0.03	0.04	0.04	0.05	0.05	0.04	0.04	0.03	0.03	0.02	0.01	0.01	0.01	0.00	0.45	0.00	
-80	0.00	0.01	0.02	0.02	0.03	0.04	0.04	0.05	0.05	0.04	0.04	0.03	0.03	0.02	0.01	0.01	0.01	0.00	0.15	0.00	
-90	0.00	0.00	0.01	0.01	0.01	0.01	0.01	0.02	0.01	0.01	0.01	0.01	0.01	0.01	0.00	0.00	0.00	0.00	0.15	0.00	
	-90	-80	-70	-60	-50	-40	-30	-20	20	30	40	50	60	70	80	90					
F t	0.04	0.19	0.42	0.74	1.77	6.86	22.3	45.2	58.9	49.8	27.4	9.61	2.53	0.79	0.48	0.27	0.12	0.03	227	---	
F a	0.00	0.00	0.00	0.00	0.00	3.62	19.9	42.9	56.9	47.6	25.3	6.14	0.01	0.00	0.00	0.00	0.00	0.00	---	202	

one-half-peak spread: U:18.3,D:19.0 , L:17.0,R:19.8 NEMA Beam Type: Type 4

H(h) Range:-90 - 90DEG
 H(h) Interval: 1.0DEG
 Test Speed: HIGH
 Temperature:25.3DEG
 Operators:NORDECOR
 Test Date:2024-10-10
 V(B) Range:-80 - 80DEG
 V(B) Interval: 5.0DEG
 Test System:EVERFINE GO-2000A_V1 SYSTEM V2.00.411
 Humidity:65.0%
 Test Distance:5.780m [K=1.0000]
 Remarks:

ISOCANDELA DIAGRAM

Test:U:220.24V I:0.0430A P:4.3818W PF:0.4623 Freq:50.00Hz Lamp Flux:227.492x1 lm		
NAME: 6802	TYPE:	WEIGHT:130g
SPEC.:4W	DIM.: 5.5*3.6*7.1cm	SERIAL No.:01
MFR.: NORDECOR	SUR.:	Shielding Angle:38°

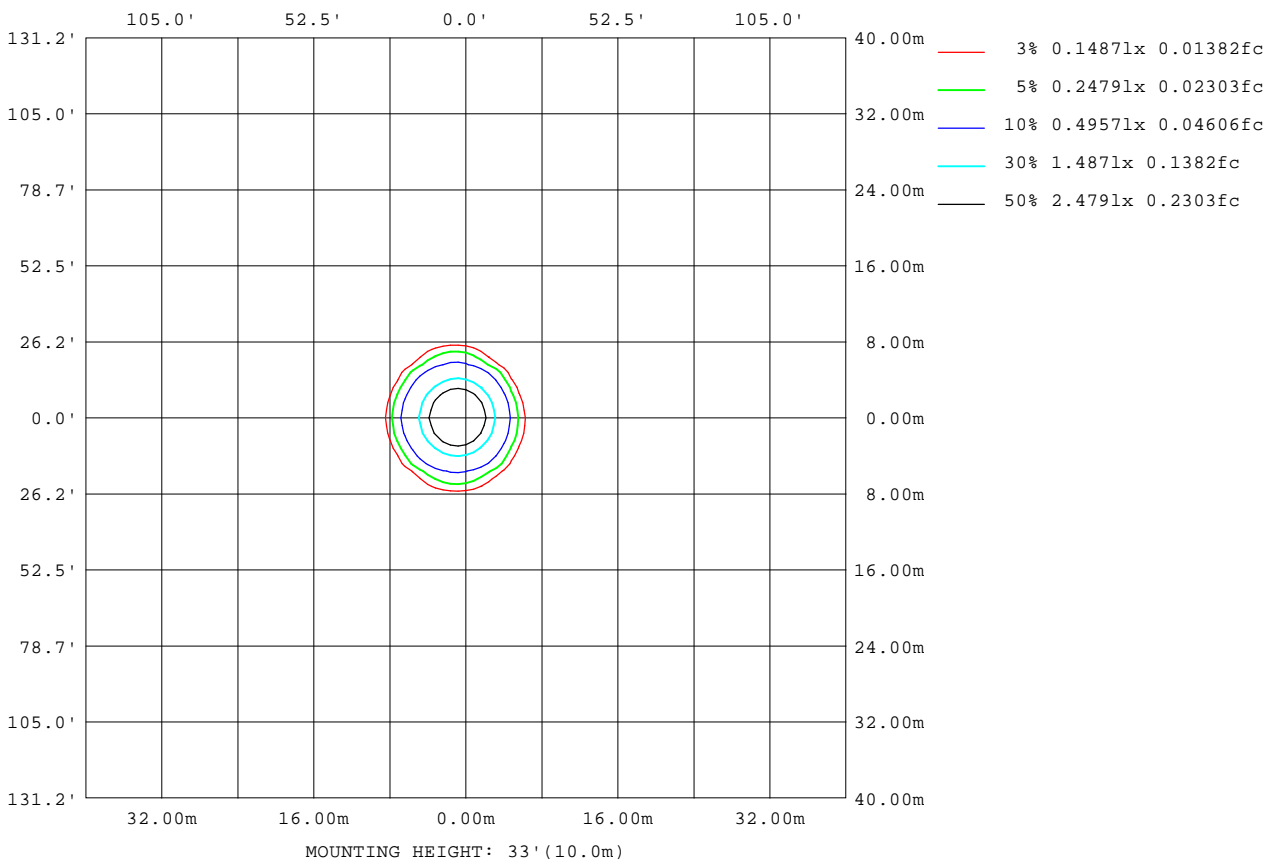


H(β) Range:-90 - 90DEG
 H(β) Interval: 1.0DEG
 Test Speed: HIGH
 Temperature:25.3DEG
 Operators:NORDECOR
 Test Date:2024-10-10

V(B) Range:-80 - 80DEG
 V(B) Interval: 5.0DEG
 Test System:EVERFINE GO-2000A_V1 SYSTEM V2.00.411
 Humidity:65.0%
 Test Distance:5.780m [K=1.0000]
 Remarks:

ISOLUX DIAGRAM

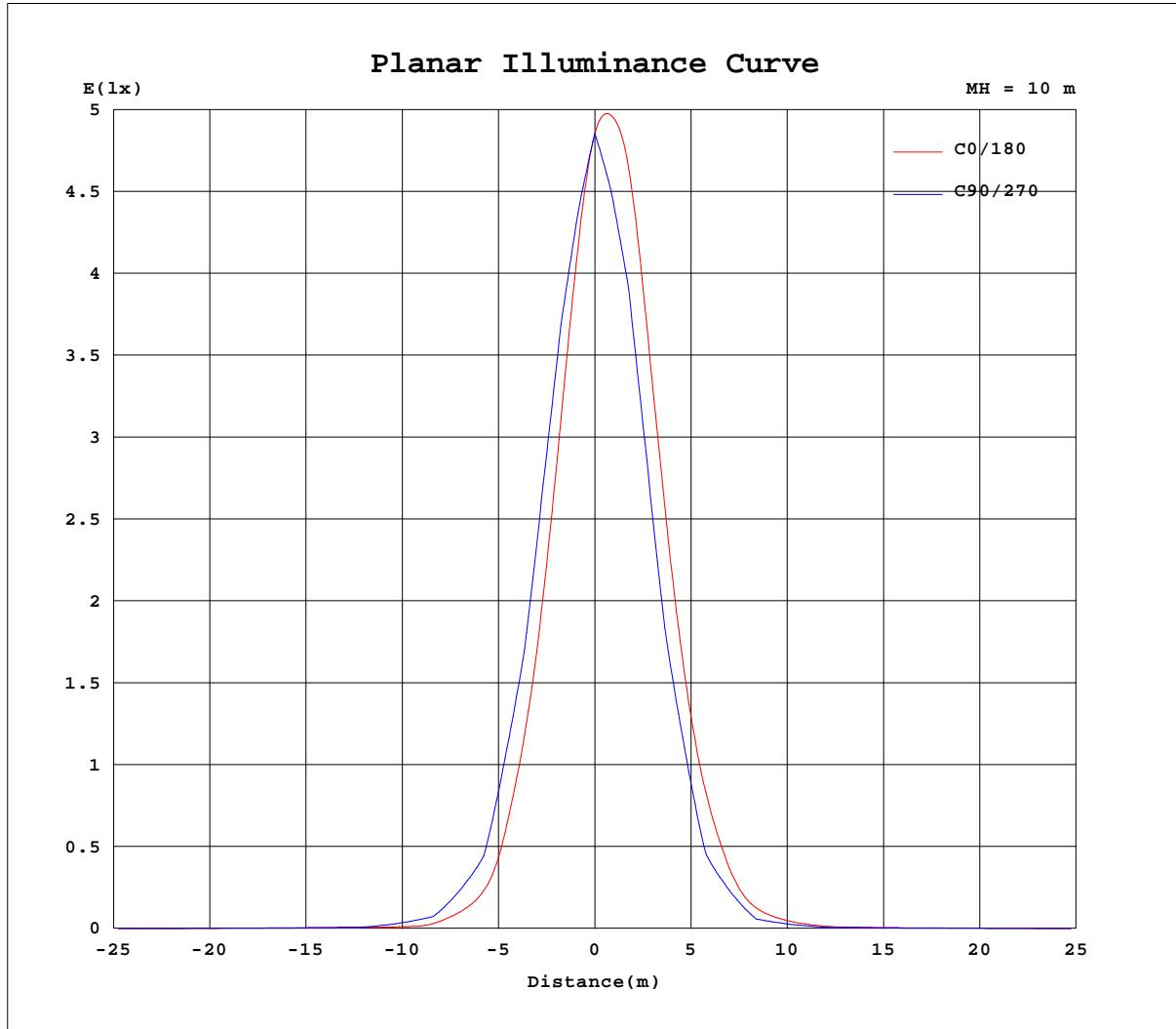
Test:U:220.24V I:0.0430A P:4.3818W PF:0.4623 Freq:50.00Hz Lamp Flux:227.492x1 lm		
NAME: 6802	TYPE:	WEIGHT:130g
SPEC.:4W	DIM.: 5.5*3.6*7.1cm	SERIAL No.:01
MFR.: NORDECOR	SUR.:	Shielding Angle:38°



H(β) Range:-90 - 90DEG
 H(β) Interval: 1.0DEG
 Test Speed: HIGH
 Temperature:25.3DEG
 Operators:NORDECOR
 Test Date:2024-10-10

V(B) Range:-80 - 80DEG
 V(B) Interval: 5.0DEG
 Test System:EVERFINE GO-2000A_V1 SYSTEM V2.00.411
 Humidity:65.0%
 Test Distance:5.780m [K=1.0000]
 Remarks:

Planar Illuminance Curve



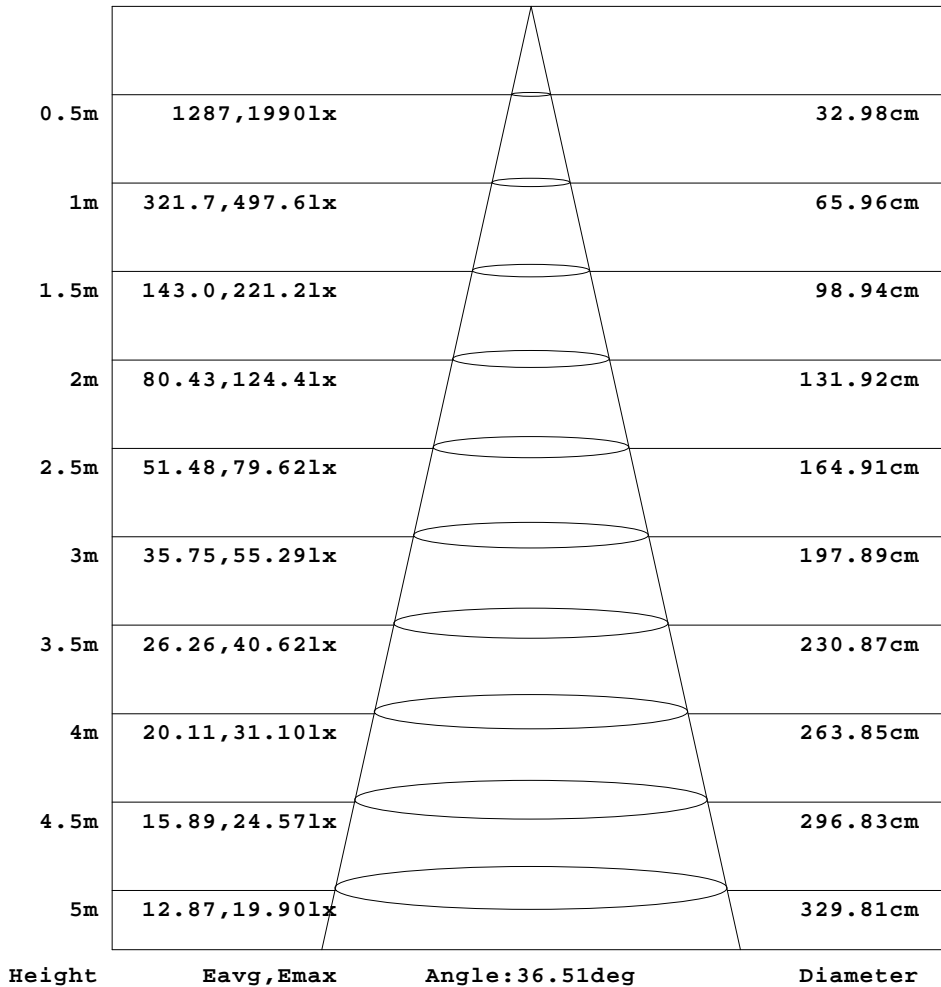
H(β) Range:-90 - 90DEG
 H(β) Interval: 1.0DEG
 Test Speed: HIGH
 Temperature:25.3DEG
 Operators:NORDECOR
 Test Date:2024-10-10

V(B) Range:-80 - 80DEG
 V(B) Interval: 5.0DEG
 Test System:EVERFINE GO-2000A_V1 SYSTEM V2.00.411
 Humidity:65.0%
 Test Distance:5.780m [K=1.0000]
 Remarks:

AAI Figure

Test:U:220.24V I:0.0430A P:4.3818W PF:0.4623 Freq:50.00Hz Lamp Flux:227.492x1 lm		
NAME: 6802	TYPE:	WEIGHT:130g
SPEC.:4W	DIM.: 5.5*3.6*7.1cm	SERIAL No.:01
MFR.: NORDECOR	SUR.:	Shielding Angle:38°

Flux out:113.2 lm



Note:The Curves indicate the illuminated area and the average illumination when the luminaire is at different distance.

H(β) Range:-90 - 90DEG
H(β) Interval: 1.0DEG
Test Speed: HIGH
Temperature:25.3DEG
Operators:NORDECOR
Test Date:2024-10-10

V(B) Range:-80 - 80DEG
V(B) Interval: 5.0DEG
Test System:EVERFINE GO-2000A_V1 SYSTEM V2.00.411
Humidity:65.0%
Test Distance:5.780m [K=1.0000]
Remarks:

LUMINOUS DISTRIBUTION INTENSITY DATA

Test:U:220.24V I:0.0430A P:4.3818W PF:0.4623 Freq:50.00Hz Lamp Flux:227.492x1 lm		
NAME: 6802	TYPE:	WEIGHT:130g
SPEC.:4W	DIM.: 5.5*3.6*7.1cm	SERIAL No.:01
MFR.: NORDECOR	SUR.:	Shielding Angle:38°

Table--1

UNIT: cd

H(DEG) V(DEG)	-90	-85	-80	-75	-70	-65	-60	-55	-50	-45	-40	-35	-30	-25	-20	-15	-10	-5	0
-90	0.00	0.00	0.00	0.00	0.00	0.00	0.00	0.00	0.00	0.00	0.00	0.00	0.00	0.00	0.00	0.00	0.00	0.00	0.00
-85	0.00	0.00	0.00	0.00	0.00	0.00	0.00	0.00	0.00	0.00	0.00	0.00	0.00	0.00	0.00	0.00	0.00	0.00	0.00
-80	0.65	0.67	0.89	0.95	0.98	1.04	1.07	1.12	1.14	1.18	1.20	1.20	1.23	1.23	1.23	1.22	1.20	1.18	1.16
-75	0.65	0.68	0.88	0.98	1.07	1.13	1.21	1.28	1.35	1.41	1.47	1.52	1.56	1.58	1.60	1.60	1.62	1.61	1.57
-70	0.67	0.90	1.02	1.11	1.22	1.32	1.42	1.52	1.63	1.71	1.81	1.88	1.95	1.95	1.98	1.99	2.01	1.96	1.93
-65	0.65	0.73	0.99	1.11	1.23	1.36	1.50	1.63	1.78	1.91	2.03	2.17	2.28	2.36	2.43	2.48	2.53	2.52	2.48
-60	0.68	0.95	1.10	1.24	1.39	1.57	1.73	1.91	2.08	2.26	2.44	2.59	2.73	2.87	2.97	3.04	3.04	3.01	2.94
-55	0.68	0.75	1.05	1.22	1.38	1.57	1.75	1.96	2.17	2.38	2.59	2.81	3.00	3.18	3.34	3.45	3.51	3.51	3.47
-50	0.68	1.02	1.19	1.39	1.59	1.80	2.02	2.25	2.49	2.75	3.00	3.26	3.50	3.69	3.85	3.95	4.00	3.97	3.89
-45	0.69	0.77	1.12	1.32	1.55	1.78	2.01	2.26	2.52	2.80	3.07	3.33	3.82	5.44	7.27	8.72	9.76	10.3	10.4
-40	0.69	1.07	1.28	1.52	1.77	2.03	2.31	2.59	2.86	3.17	3.46	3.75	5.92	9.48	12.5	14.9	16.2	16.8	16.5
-35	0.71	0.79	1.20	1.45	1.73	2.02	2.31	2.62	2.93	3.23	4.08	6.81	9.89	15.3	22.9	31.8	39.4	43.4	43.4
-30	0.72	1.14	1.41	1.71	2.02	2.34	2.68	3.04	3.35	3.67	7.96	13.1	19.8	29.7	43.9	58.5	68.4	71.0	66.4
-25	0.75	0.81	1.29	1.60	1.94	2.30	2.69	3.08	3.44	4.39	8.42	15.2	26.7	48.9	75.2	103	128	142	141
-20	0.75	1.22	1.54	1.91	2.29	2.72	3.17	3.56	3.94	9.25	16.5	28.8	58.1	99.5	140	179	208	216	202
-15	0.77	0.81	1.37	1.73	2.14	2.58	3.08	3.55	3.95	7.21	15.3	28.7	60.0	108	165	226	279	308	305
-10	0.77	1.26	1.63	2.04	2.50	3.04	3.57	4.04	6.14	14.3	27.4	61.1	116	184	263	340	393	404	377
-5	0.76	0.81	1.41	1.81	2.26	2.74	3.32	3.83	4.28	9.63	19.8	42.0	92.3	158	242	334	414	452	447
0	0.78	1.29	1.66	2.10	2.57	3.14	3.71	4.19	6.92	16.0	32.9	78.4	142	228	332	430	494	501	477
5	0.75	0.80	1.40	1.80	2.25	2.74	3.30	3.82	4.27	9.45	19.5	41.9	93.3	159	245	338	422	463	459
10	0.76	1.25	1.61	2.03	2.49	3.02	3.55	4.01	5.83	13.7	26.8	62.1	119	188	271	353	413	429	400
15	0.73	0.76	1.35	1.71	2.11	2.55	3.04	3.51	3.90	6.82	14.7	28.4	61.3	111	171	235	292	326	325
20	0.72	1.17	1.51	1.86	2.25	2.68	3.12	3.50	3.83	8.61	16.0	28.8	60.3	105	148	189	221	231	216
25	0.72	0.72	1.26	1.56	1.90	2.25	2.63	3.01	3.34	4.11	7.90	14.6	26.6	50.2	78.6	108	135	151	150
30	0.69	1.10	1.37	1.66	1.97	2.29	2.60	2.93	3.21	3.47	7.23	12.4	19.0	29.4	45.1	61.1	72.3	74.7	68.0
35	0.70	0.68	1.16	1.40	1.68	1.95	2.23	2.52	2.79	3.03	3.70	6.22	9.16	14.2	22.0	31.5	39.8	44.3	43.3
40	0.66	0.97	1.24	1.48	1.71	1.96	2.20	2.44	2.66	2.87	3.08	3.24	4.90	7.71	10.3	12.5	13.8	13.9	12.8
45	0.65	0.65	1.07	1.27	1.48	1.69	1.91	2.13	2.34	2.54	2.74	2.91	3.21	4.46	5.92	7.19	8.15	8.59	8.37
50	0.65	0.89	1.13	1.31	1.49	1.69	1.89	2.08	2.26	2.44	2.60	2.77	2.91	3.02	3.11	3.16	3.18	3.15	3.09
55	0.64	0.65	1.00	1.15	1.31	1.48	1.65	1.82	1.98	2.13	2.29	2.42	2.54	2.65	2.74	2.79	2.82	2.82	2.78
60	0.65	0.79	1.05	1.18	1.33	1.46	1.61	1.75	1.89	2.02	2.13	2.23	2.32	2.40	2.44	2.46	2.46	2.44	2.40
65	0.67	0.67	0.92	1.07	1.18	1.29	1.40	1.52	1.63	1.73	1.83	1.91	1.98	2.04	2.09	2.11	2.12	2.10	2.07
70	0.68	0.76	1.00	1.08	1.16	1.25	1.33	1.41	1.50	1.57	1.63	1.68	1.72	1.75	1.76	1.75	1.76	1.73	1.69
75	0.68	0.69	0.85	0.97	1.04	1.10	1.16	1.22	1.27	1.32	1.36	1.40	1.42	1.45	1.45	1.46	1.44	1.43	1.40
80	0.69	0.70	0.90	0.94	0.98	1.02	1.05	1.08	1.10	1.12	1.14	1.15	1.14	1.16	1.16	1.13	1.12	1.10	1.05
85	0.00	0.00	0.00	0.00	0.00	0.00	0.00	0.00	0.00	0.00	0.00	0.00	0.00	0.00	0.00	0.00	0.00	0.00	0.00
90	0.00	0.00	0.00	0.00	0.00	0.00	0.00	0.00	0.00	0.00	0.00	0.00	0.00	0.00	0.00	0.00	0.00	0.00	0.00

H(h) Range:-90 - 90DEG
H(h) Interval: 1.0DEG
Test Speed: HIGH
Temperature:25.3DEG
Operators:NORDECOR
Test Date:2024-10-10

V(B) Range:-80 - 80DEG
V(B) Interval: 5.0DEG
Test System:EVERFINE GO-2000A_V1 SYSTEM V2.00.411
Humidity:65.0%
Test Distance:5.780m [K=1.0000]
Remarks:

LUMINOUS DISTRIBUTION INTENSITY DATA

Test:U:220.24V I:0.0430A P:4.3818W PF:0.4623 Freq:50.00Hz Lamp Flux:227.492x1 lm		
NAME: 6802	TYPE:	WEIGHT:130g
SPEC.:4W	DIM.: 5.5*3.6*7.1cm	SERIAL No.:01
MFR.: NORDECOR	SUR.:	Shielding Angle:38°

Table--2

UNIT: cd

H(DEG) V(DEG)	5	10	15	20	25	30	35	40	45	50	55	60	65	70	75	80	85	90
-90	0.00	0.00	0.00	0.00	0.00	0.00	0.00	0.00	0.00	0.00	0.00	0.00	0.00	0.00	0.00	0.00	0.00	0.00
-85	0.00	0.00	0.00	0.00	0.00	0.00	0.00	0.00	0.00	0.00	0.00	0.00	0.00	0.00	0.00	0.00	0.00	0.00
-80	1.12	1.08	1.05	1.00	0.96	0.92	0.87	0.83	0.76	0.72	0.62	0.62	0.62	0.65	0.64	0.62	0.59	0.53
-75	1.53	1.47	1.42	1.36	1.28	1.22	1.14	1.05	0.98	0.92	0.85	0.76	0.71	0.67	0.64	0.64	0.64	0.60
-70	1.84	1.80	1.73	1.63	1.54	1.43	1.30	1.17	1.04	1.04	0.95	0.85	0.76	0.67	0.66	0.65	0.62	0.62
-65	2.41	2.31	2.20	2.09	1.94	1.80	1.65	1.50	1.37	1.25	1.14	1.01	0.91	0.80	0.70	0.65	0.65	0.63
-60	2.83	2.69	2.54	2.37	2.19	2.01	1.84	1.66	1.48	1.33	1.18	1.05	0.92	0.80	0.67	0.65	0.64	0.64
-55	3.37	3.23	3.05	2.85	2.62	2.40	2.19	1.97	1.77	1.58	1.39	1.22	1.07	0.93	0.79	0.67	0.64	0.64
-50	3.74	3.54	3.32	3.05	2.79	2.53	2.29	2.05	1.82	1.61	1.40	1.21	1.05	0.90	0.74	0.64	0.63	0.62
-45	9.94	8.96	7.14	4.59	3.20	2.92	2.64	2.37	2.12	1.89	1.65	1.43	1.23	1.06	0.88	0.72	0.64	0.64
-40	15.1	12.4	7.89	3.91	3.26	2.96	2.67	2.40	2.15	1.89	1.64	1.42	1.20	1.01	0.82	0.65	0.64	0.65
-35	39.2	31.6	23.3	15.9	10.6	6.46	3.12	2.76	2.47	2.20	1.94	1.67	1.42	1.20	0.99	0.80	0.65	0.65
-30	54.7	40.7	29.5	20.9	13.1	5.00	3.05	2.76	2.49	2.20	1.91	1.64	1.37	1.13	0.92	0.72	0.66	0.64
-25	127	102	75.9	50.2	28.9	16.5	8.25	3.47	2.86	2.55	2.25	1.93	1.63	1.36	1.10	0.88	0.68	0.68
-20	170	131	92.1	51.6	28.5	17.0	6.86	3.19	2.87	2.53	2.19	1.86	1.55	1.26	1.01	0.76	0.68	0.70
-15	274	223	164	107	60.4	30.9	17.1	6.63	3.23	2.89	2.53	2.17	1.82	1.50	1.20	0.95	0.72	0.70
-10	321	244	168	104	51.3	26.6	13.9	4.06	3.20	2.81	2.42	2.05	1.69	1.37	1.09	0.83	0.72	0.71
-5	405	328	238	156	92.3	43.2	22.6	10.4	3.47	3.10	2.70	2.31	1.93	1.58	1.27	1.00	0.75	0.71
0	403	304	207	129	66.8	30.9	16.1	5.14	3.32	2.92	2.51	2.11	1.74	1.40	1.12	0.84	0.73	0.70
5	415	334	241	158	92.0	42.0	21.6	10.1	3.44	3.08	2.69	2.29	1.92	1.57	1.26	1.00	0.74	0.71
10	336	253	171	105	49.2	24.4	12.8	3.83	3.15	2.76	2.39	2.02	1.66	1.36	1.08	0.83	0.72	0.70
15	291	234	169	108	58.3	28.3	15.3	6.17	3.15	2.82	2.47	2.12	1.79	1.47	1.19	0.94	0.71	0.69
20	181	137	92.2	48.5	25.3	14.8	6.22	3.07	2.77	2.46	2.13	1.82	1.51	1.23	1.00	0.75	0.67	0.65
25	134	105	75.5	47.1	25.3	14.2	7.23	3.22	2.73	2.44	2.14	1.85	1.57	1.31	1.06	0.84	0.66	0.65
30	53.3	36.9	24.6	16.7	10.4	4.23	2.82	2.59	2.34	2.07	1.81	1.55	1.30	1.07	0.87	0.66	0.62	0.62
35	37.5	28.3	19.3	12.7	8.52	5.31	2.77	2.52	2.29	2.05	1.81	1.57	1.34	1.13	0.93	0.74	0.61	0.60
40	11.0	8.54	5.48	3.07	2.80	2.60	2.39	2.18	1.96	1.74	1.52	1.31	1.12	0.94	0.76	0.60	0.59	0.56
45	7.61	6.50	5.07	3.44	2.69	2.50	2.31	2.11	1.92	1.72	1.51	1.32	1.14	0.97	0.82	0.65	0.59	0.58
50	2.99	2.85	2.69	2.54	2.36	2.18	1.99	1.81	1.63	1.45	1.28	1.11	0.96	0.81	0.67	0.58	0.58	0.57
55	2.71	2.61	2.48	2.35	2.21	2.05	1.89	1.73	1.58	1.41	1.26	1.12	0.98	0.86	0.72	0.61	0.59	0.59
60	2.31	2.23	2.12	1.99	1.87	1.75	1.61	1.47	1.33	1.20	1.08	0.96	0.85	0.72	0.61	0.59	0.59	0.61
65	2.02	1.95	1.87	1.78	1.68	1.58	1.47	1.35	1.25	1.14	1.03	0.94	0.83	0.74	0.66	0.61	0.61	0.61
70	1.64	1.58	1.51	1.44	1.36	1.29	1.20	1.12	1.04	0.96	0.88	0.79	0.71	0.64	0.62	0.63	0.63	0.63
75	1.36	1.30	1.28	1.22	1.17	1.10	1.04	0.98	0.92	0.86	0.80	0.76	0.70	0.66	0.64	0.64	0.64	0.65
80	1.03	0.98	0.96	0.93	0.89	0.86	0.82	0.78	0.72	0.69	0.66	0.67	0.64	0.63	0.66	0.65	0.66	0.61
85	0.00	0.00	0.00	0.00	0.00	0.00	0.00	0.00	0.00	0.00	0.00	0.00	0.00	0.00	0.00	0.00	0.00	0.00
90	0.00	0.00	0.00	0.00	0.00	0.00	0.00	0.00	0.00	0.00	0.00	0.00	0.00	0.00	0.00	0.00	0.00	0.00

H(β) Range:-90 - 90DEG
H(β) Interval: 1.0DEG
Test Speed: HIGH
Temperature:25.3DEG
Operators:NORDECOR
Test Date:2024-10-10

V(B) Range:-80 - 80DEG
V(B) Interval: 5.0DEG
Test System:EVERFINE GO-2000A_V1 SYSTEM V2.00.411
Humidity:65.0%
Test Distance:5.780m [K=1.0000]
Remarks: