

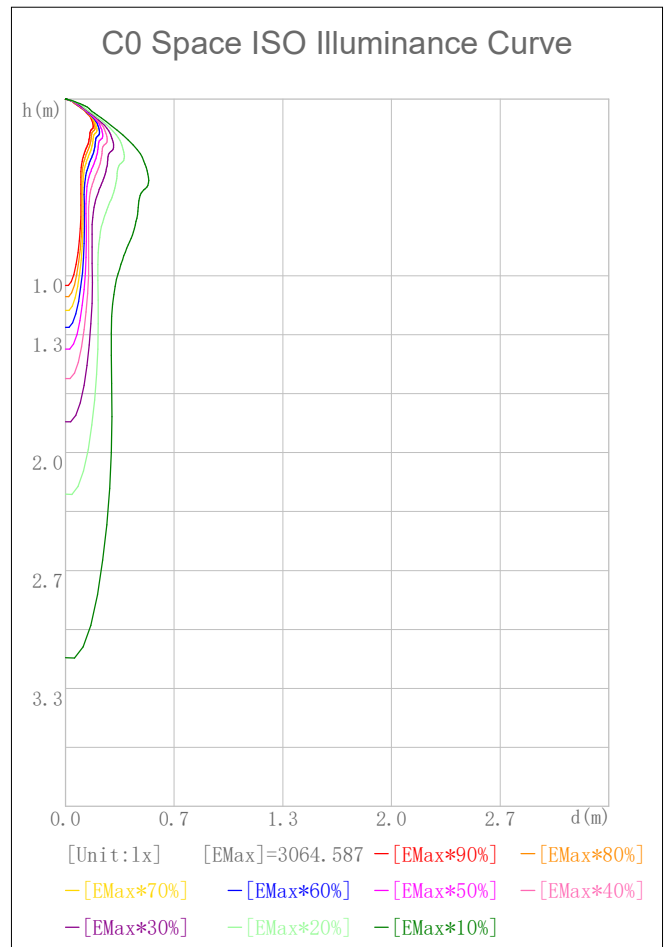
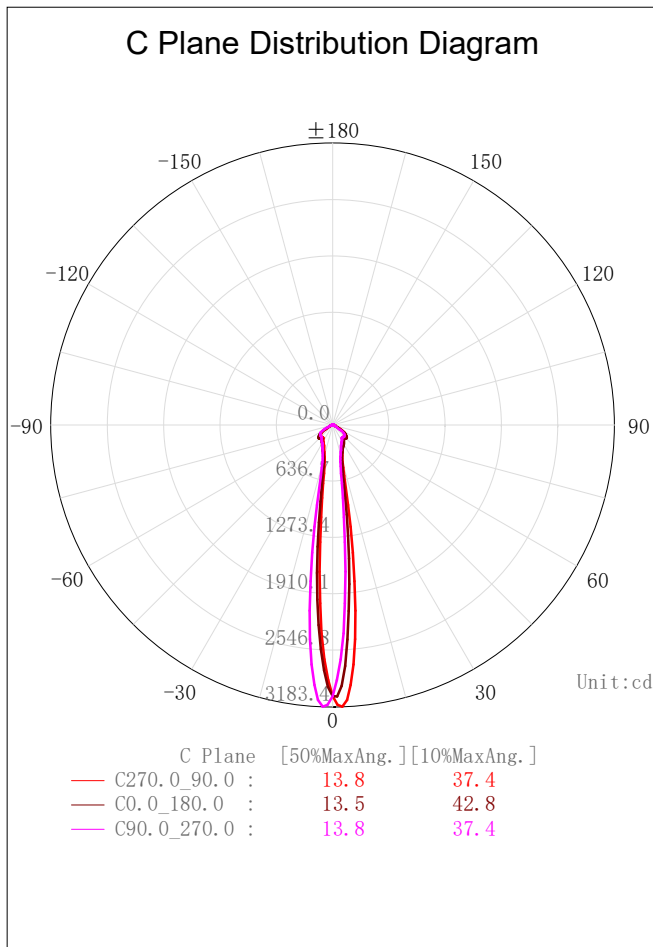
Indoor Luminaire Photometric Data

Description Information

Luminary Name: LED Lamp	Lum. Catalog:	Test ID: t001
Lamp Name: 1166	Lamp Catalog: LED	Test Date: 2024/01/12
Manufacture: NORDECOR	Shld. Ang(°):	Test Machine:GON-2000
Test Lab: volnic	Frequency(Hz):	Lamp CCT(K): Ra:
Lum. Size (W*L*H):0.000m*0.000m*0.000m	Lum. Area (m2):0.000	Lum. W (kg): 0.000
Test System: C, γ	Test Step: C=90.0 γ=1.0	Temp. (°C): 25
		Humidity(%): 60.0

Character Parameter

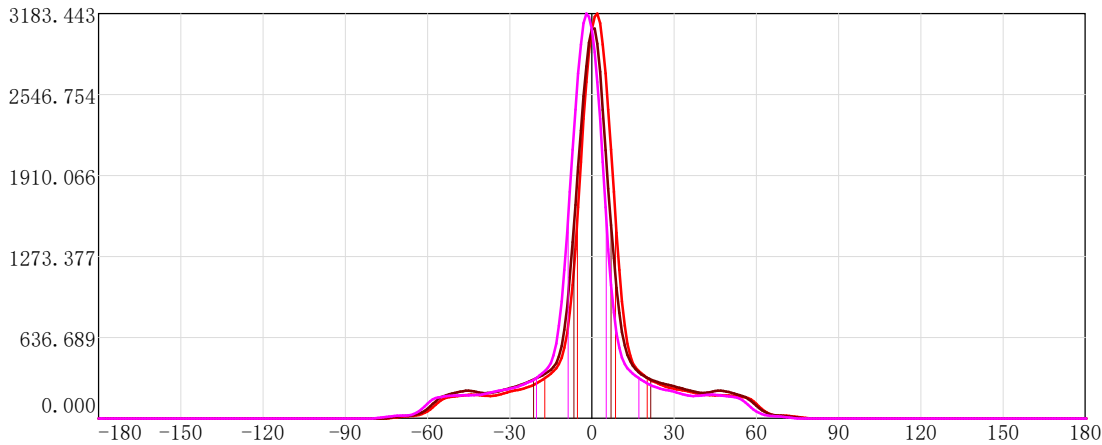
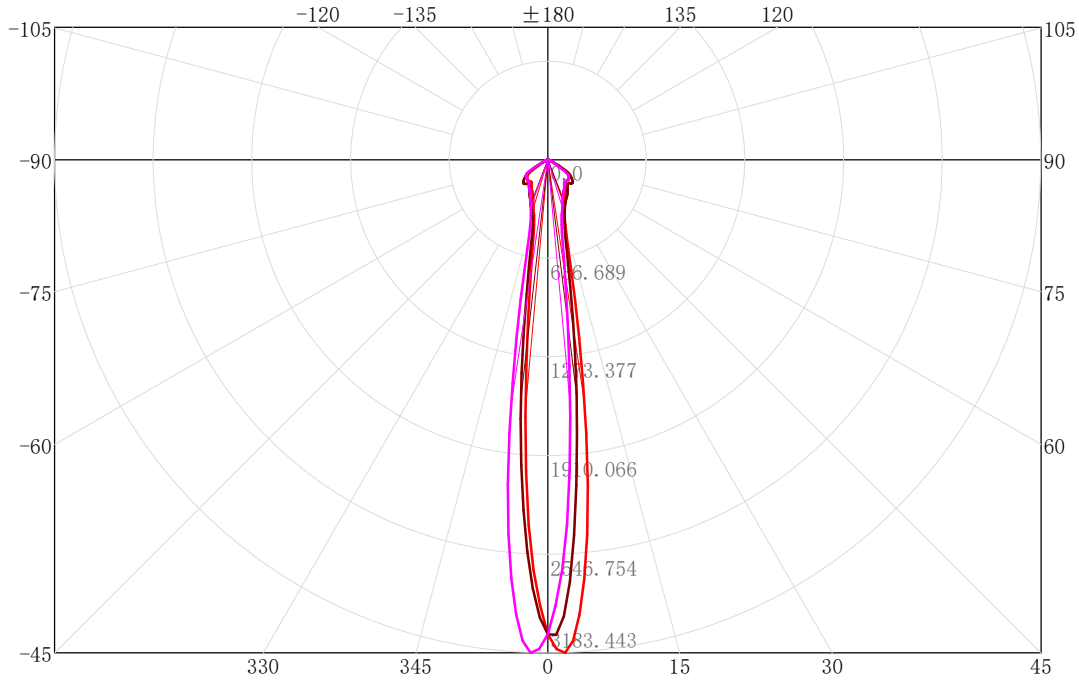
Lamp Speciality Parameter		Luminaire Speciality Parameter	
Rated Flux(lm): 720.000	Luminary Flux(lm): 866.476	Field Angle(10%Imax): 37.4(°)	
Rated Power(W):	Luminary Efficiency: 120.34%	Down Lumens&Percent: 865.878lm 99.93%	
Rated Voltage(V):	Luminary EER(lm/W): 82.130	Up Lumens&Percent: 0.598lm 0.07%	
Tested Power(W): 10.550	Max. Candela(cd): 3183.443	S/MH: C0_a180=0.232 C90_270=0.245	
Lamps' Inside: 1	Max Cand@Ang. (°): C=270.0 γ=2.0	CIE Type: Semi-Direct	
Tested Electrics(V, A, pf):127.2, 0.086, 0.958	Beam Angle(50%Imax): 13.8(°)	ErP Φuse(90°): 587.958lm	
Lamp Size(W*L*H):0.000m*0.000m*0.000m	Left=-5.2°, Right=8.6°	IRF(%): 976.218	



2D Plane Light Intensity Distribution Curve

Lum. Name: LED Lamp	Lum. Catalog:	Test ID: t001
Lamp Name: 1166	Lamp Catalog: LED	Test Lab: volnic
Manufacture: NORDECOR	Test Machine:GON-2000	Test Date: 2024/01/12

C Plane Distribution Diagram




	C Plane	[50%MaxAng.]	[10%MaxAng.]	Unit:cd
— (Red)	C270.0_90.0 :	13.8	37.4	
— (Blue)	C0.0_180.0 :	13.5	42.8	
— (Green)	C90.0_270.0 :	13.8	37.4	

3D Light Intensity Distribution Modal

Lum. Name: LED Lamp	Lum. Catalog:	Test ID: t001
Lamp Name: 1166	Lamp Catalog: LED	Test Lab: volnic
Manufacture: NORDECOR	Test Machine:GON-2000	Test Date: 2024/01/12

3D Light Intensity Distribution Modal



Curves: 3D Model —— Fixture —— Vert. HUD —— Hori. HUD ——
View Angles: Orient:0 Tilt:0 Roll:0 Spin:0

IES Indoor Report
Photometric Filename:1141.IES

Zonal Flux Tabulation

Zone (γ)	Zone Flux (lm)	Sums Flux (lm)	Zone%Lamp	Sums%Lamp	Zone (γ)	Zone Flux (lm)	Sums Flux (lm)	Zone%Lamp	Sums%Lamp
0.0-1.0	2.91	2.91	0.40	0.40	47.0-48.0	16.02	651.34	2.23	90.46
1.0-2.0	8.47	11.38	1.18	1.58	48.0-49.0	16.08	667.42	2.23	92.70
2.0-3.0	13.31	24.69	1.85	3.43	49.0-50.0	16.07	683.49	2.23	94.93
3.0-4.0	17.05	41.74	2.37	5.80	50.0-51.0	16.01	699.50	2.22	97.15
4.0-5.0	19.47	61.21	2.70	8.50	51.0-52.0	15.88	715.38	2.21	99.36
5.0-6.0	20.63	81.85	2.87	11.37	52.0-53.0	15.70	731.07	2.18	101.54
6.0-7.0	20.66	102.51	2.87	14.24	53.0-54.0	15.43	746.50	2.14	103.68
7.0-8.0	19.78	122.29	2.75	16.98	54.0-55.0	15.02	761.53	2.09	105.77
8.0-9.0	18.27	140.56	2.54	19.52	55.0-56.0	14.37	775.89	2.00	107.76
9.0-10.0	16.48	157.04	2.29	21.81	56.0-57.0	13.39	789.29	1.86	109.62
10.0-11.0	14.74	171.79	2.05	23.86	57.0-58.0	12.14	801.43	1.69	111.31
11.0-12.0	13.30	185.09	1.85	25.71	58.0-59.0	10.68	812.11	1.48	112.79
12.0-13.0	12.28	197.37	1.71	27.41	59.0-60.0	9.09	821.20	1.26	114.06
13.0-14.0	11.66	209.02	1.62	29.03	60.0-61.0	7.54	828.75	1.05	115.10
14.0-15.0	11.36	220.38	1.58	30.61	61.0-62.0	6.12	834.87	0.85	115.95
15.0-16.0	11.27	231.65	1.56	32.17	62.0-63.0	4.90	839.77	0.68	116.63
16.0-17.0	11.30	242.95	1.57	33.74	63.0-64.0	3.95	843.72	0.55	117.18
17.0-18.0	11.40	254.35	1.58	35.33	64.0-65.0	3.24	846.96	0.45	117.63
18.0-19.0	11.50	265.85	1.60	36.92	65.0-66.0	2.71	849.67	0.38	118.01
19.0-20.0	11.60	277.45	1.61	38.53	66.0-67.0	2.35	852.03	0.33	118.34
20.0-21.0	11.71	289.16	1.63	40.16	67.0-68.0	2.16	854.19	0.30	118.64
21.0-22.0	11.81	300.96	1.64	41.80	68.0-69.0	2.07	856.26	0.29	118.93
22.0-23.0	11.92	312.88	1.66	43.46	69.0-70.0	1.97	858.24	0.27	119.20
23.0-24.0	12.05	324.93	1.67	45.13	70.0-71.0	1.83	860.07	0.25	119.45
24.0-25.0	12.16	337.09	1.69	46.82	71.0-72.0	1.61	861.67	0.22	119.68
25.0-26.0	12.29	349.37	1.71	48.52	72.0-73.0	1.32	863.00	0.18	119.86
26.0-27.0	12.41	361.79	1.72	50.25	73.0-74.0	1.01	864.01	0.14	120.00
27.0-28.0	12.53	374.32	1.74	51.99	74.0-75.0	0.72	864.73	0.10	120.10
28.0-29.0	12.65	386.97	1.76	53.75	75.0-76.0	0.48	865.21	0.07	120.17
29.0-30.0	12.77	399.74	1.77	55.52	76.0-77.0	0.30	865.51	0.04	120.21
30.0-31.0	12.87	412.61	1.79	57.31	77.0-78.0	0.18	865.69	0.03	120.24
31.0-32.0	12.93	425.54	1.80	59.10	78.0-79.0	0.10	865.80	0.01	120.25
32.0-33.0	12.97	438.51	1.80	60.90	79.0-80.0	0.05	865.84	0.01	120.26
33.0-34.0	13.00	451.51	1.81	62.71	80.0-81.0	0.02	865.86	0.00	120.26
34.0-35.0	13.03	464.54	1.81	64.52	81.0-82.0	0.01	865.87	0.00	120.26
35.0-36.0	13.05	477.60	1.81	66.33	82.0-83.0	0.00	865.88	0.00	120.26
36.0-37.0	13.11	490.70	1.82	68.15	83.0-84.0	0.00	865.88	0.00	120.26
37.0-38.0	13.20	503.90	1.83	69.99	84.0-85.0	0.00	865.88	0.00	120.26
38.0-39.0	13.34	517.24	1.85	71.84	85.0-86.0	0.00	865.88	0.00	120.26
39.0-40.0	13.54	530.78	1.88	73.72	86.0-87.0	0.00	865.88	0.00	120.26
40.0-41.0	13.82	544.60	1.92	75.64	87.0-88.0	0.00	865.88	0.00	120.26
41.0-42.0	14.18	558.78	1.97	77.61	88.0-89.0	0.00	865.88	0.00	120.26
42.0-43.0	14.59	573.37	2.03	79.63	89.0-90.0	0.00	865.88	0.00	120.26
43.0-44.0	15.00	588.37	2.08	81.72	90.0-91.0	0.00	865.88	0.00	120.26
44.0-45.0	15.38	603.75	2.14	83.85	91.0-92.0	0.00	865.88	0.00	120.26
45.0-46.0	15.68	619.43	2.18	86.03	92.0-93.0	0.00	865.88	0.00	120.26
46.0-47.0	15.89	635.32	2.21	88.24	93.0-94.0	0.00	865.88	0.00	120.26

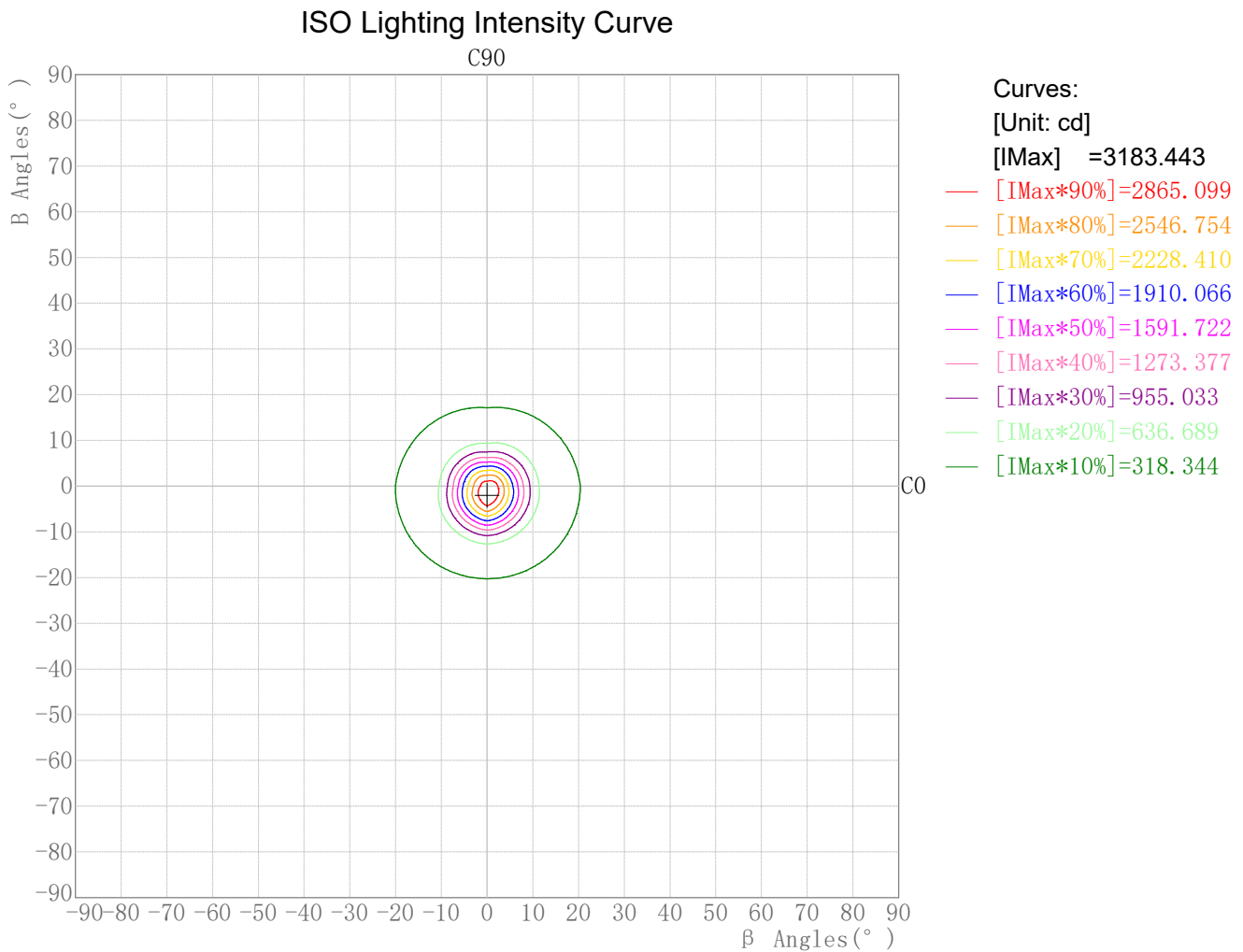
IES Indoor Report
Photometric Filename:1141.IES

Zonal Flux Tabulation - (Cont.)

Zone (γ)	Zone Flux (lm)	Sums Flux (lm)	Zone%Lamp	Sums%Lamp	Zone (γ)	Zone Flux (lm)	Sums Flux (lm)	Zone%Lamp	Sums%Lamp
94.0-95.0	0.00	865.88	0.00	120.26	141.0-142.0	0.00	865.88	0.00	120.26
95.0-96.0	0.00	865.88	0.00	120.26	142.0-143.0	0.00	865.88	0.00	120.26
96.0-97.0	0.00	865.88	0.00	120.26	143.0-144.0	0.00	865.88	0.00	120.26
97.0-98.0	0.00	865.88	0.00	120.26	144.0-145.0	0.00	865.88	0.00	120.26
98.0-99.0	0.00	865.88	0.00	120.26	145.0-146.0	0.00	865.88	0.00	120.26
99.0-100.0	0.00	865.88	0.00	120.26	146.0-147.0	0.01	865.89	0.00	120.26
100.0-101.0	0.00	865.88	0.00	120.26	147.0-148.0	0.01	865.90	0.00	120.26
101.0-102.0	0.00	865.88	0.00	120.26	148.0-149.0	0.01	865.91	0.00	120.26
102.0-103.0	0.00	865.88	0.00	120.26	149.0-150.0	0.01	865.92	0.00	120.27
103.0-104.0	0.00	865.88	0.00	120.26	150.0-151.0	0.02	865.94	0.00	120.27
104.0-105.0	0.00	865.88	0.00	120.26	151.0-152.0	0.02	865.96	0.00	120.27
105.0-106.0	0.00	865.88	0.00	120.26	152.0-153.0	0.02	865.99	0.00	120.28
106.0-107.0	0.00	865.88	0.00	120.26	153.0-154.0	0.03	866.01	0.00	120.28
107.0-108.0	0.00	865.88	0.00	120.26	154.0-155.0	0.03	866.04	0.00	120.28
108.0-109.0	0.00	865.88	0.00	120.26	155.0-156.0	0.03	866.07	0.00	120.29
109.0-110.0	0.00	865.88	0.00	120.26	156.0-157.0	0.03	866.10	0.00	120.29
110.0-111.0	0.00	865.88	0.00	120.26	157.0-158.0	0.03	866.13	0.00	120.30
111.0-112.0	0.00	865.88	0.00	120.26	158.0-159.0	0.03	866.16	0.00	120.30
112.0-113.0	0.00	865.88	0.00	120.26	159.0-160.0	0.03	866.19	0.00	120.30
113.0-114.0	0.00	865.88	0.00	120.26	160.0-161.0	0.03	866.21	0.00	120.31
114.0-115.0	0.00	865.88	0.00	120.26	161.0-162.0	0.03	866.24	0.00	120.31
115.0-116.0	0.00	865.88	0.00	120.26	162.0-163.0	0.03	866.27	0.00	120.31
116.0-117.0	0.00	865.88	0.00	120.26	163.0-164.0	0.02	866.29	0.00	120.32
117.0-118.0	0.00	865.88	0.00	120.26	164.0-165.0	0.02	866.31	0.00	120.32
118.0-119.0	0.00	865.88	0.00	120.26	165.0-166.0	0.02	866.33	0.00	120.32
119.0-120.0	0.00	865.88	0.00	120.26	166.0-167.0	0.02	866.35	0.00	120.33
120.0-121.0	0.00	865.88	0.00	120.26	167.0-168.0	0.02	866.37	0.00	120.33
121.0-122.0	0.00	865.88	0.00	120.26	168.0-169.0	0.02	866.39	0.00	120.33
122.0-123.0	0.00	865.88	0.00	120.26	169.0-170.0	0.02	866.41	0.00	120.33
123.0-124.0	0.00	865.88	0.00	120.26	170.0-171.0	0.01	866.42	0.00	120.34
124.0-125.0	0.00	865.88	0.00	120.26	171.0-172.0	0.01	866.43	0.00	120.34
125.0-126.0	0.00	865.88	0.00	120.26	172.0-173.0	0.01	866.44	0.00	120.34
126.0-127.0	0.00	865.88	0.00	120.26	173.0-174.0	0.01	866.45	0.00	120.34
127.0-128.0	0.00	865.88	0.00	120.26	174.0-175.0	0.01	866.46	0.00	120.34
128.0-129.0	0.00	865.88	0.00	120.26	175.0-176.0	0.01	866.47	0.00	120.34
129.0-130.0	0.00	865.88	0.00	120.26	176.0-177.0	0.00	866.47	0.00	120.34
130.0-131.0	0.00	865.88	0.00	120.26	177.0-178.0	0.00	866.47	0.00	120.34
131.0-132.0	0.00	865.88	0.00	120.26	178.0-179.0	0.00	866.48	0.00	120.34
132.0-133.0	0.00	865.88	0.00	120.26	179.0-180.0	0.00	866.48	0.00	120.34
133.0-134.0	0.00	865.88	0.00	120.26					
134.0-135.0	0.00	865.88	0.00	120.26					
135.0-136.0	0.00	865.88	0.00	120.26					
136.0-137.0	0.00	865.88	0.00	120.26					
137.0-138.0	0.00	865.88	0.00	120.26					
138.0-139.0	0.00	865.88	0.00	120.26					
139.0-140.0	0.00	865.88	0.00	120.26					
140.0-141.0	0.00	865.88	0.00	120.26					

Rectangle ISO Lighting Intensity Diagram

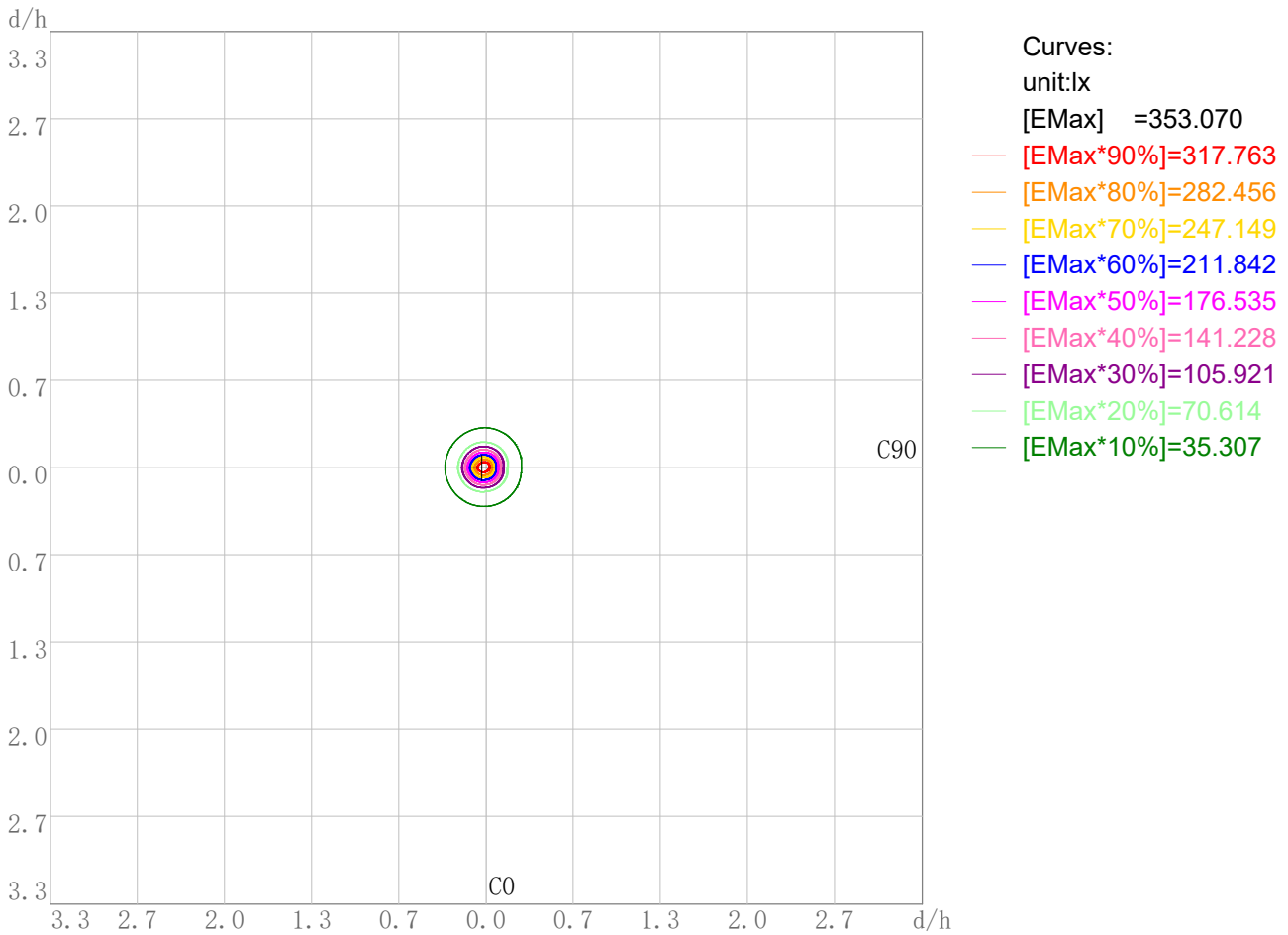
Lum. Name: LED Lamp	Lum. Catalog:	Test ID: t001
Lamp Name: 1166	Lamp Catalog: LED	Test Lab: volnic
Manufacture: NORDECOR	Test Machine:GON-2000	Test Date: 2024/01/12



Plane ISO-Illuminance Diagram

Lum. Name: LED Lamp	Lum. Catalog:	Test ID: t001
Lamp Name: 1166	Lamp Catalog: LED	Test Lab: volnic
Manufacture: NORDECOR	Test Machine:GON-2000	Test Date: 2024/01/12

Plane ISO-Illuminance Curve




Working Plane Luminaire Mounting Height(m): 3.00
 Working Plane Maximum Illuminance(lx): 353.07
 Working Plane Maximum Illuminance Position(d/h):H-0.0 V-0.0

3D Plane ISO Illuminance Diagram

Lum. Name: LED Lamp	Lum. Catalog:	Test ID: t001
Lamp Name: 1166	Lamp Catalog: LED	Test Lab: volnic
Manufacture: NORDECOR	Test Machine:GON-2000	Test Date: 2024/01/12

3D Plane Illuminance Modal

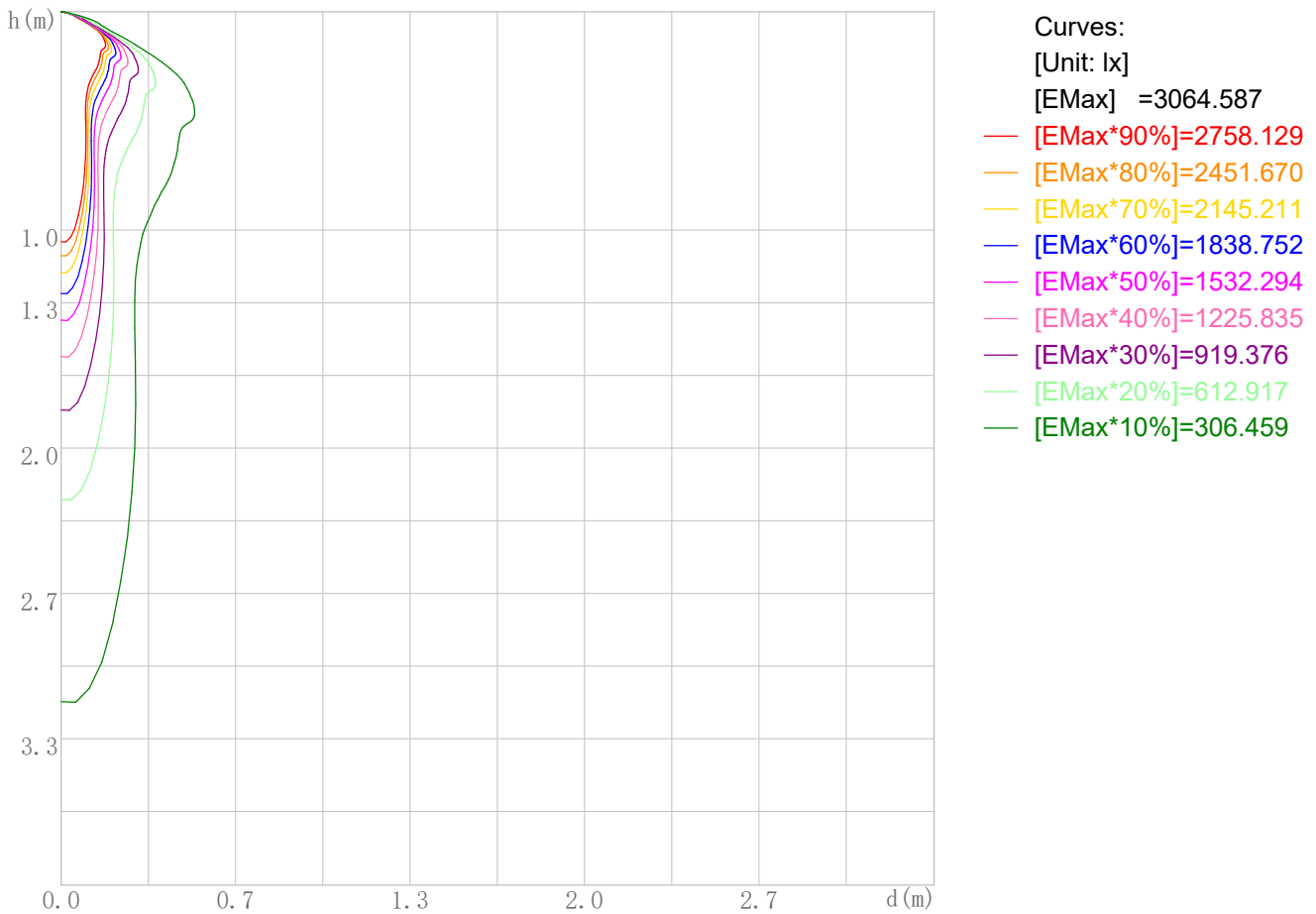


Curves: 3D Model — 90% — 80% — 70% — 60% — 50% — 40% — 30% — 20% — 10% —
View Angles(deg): 0 Height(m): 3.0 Distance(m): 10.0

Space ISO Illuminance Diagram

Lum. Name: LED Lamp	Lum. Catalog:	Test ID: t001
Lamp Name: 1166	Lamp Catalog: LED	Test Lab: volnic
Manufacture: NORDECOR	Test Machine:GON-2000	Test Date: 2024/01/12

Space ISO Illuminance Curve

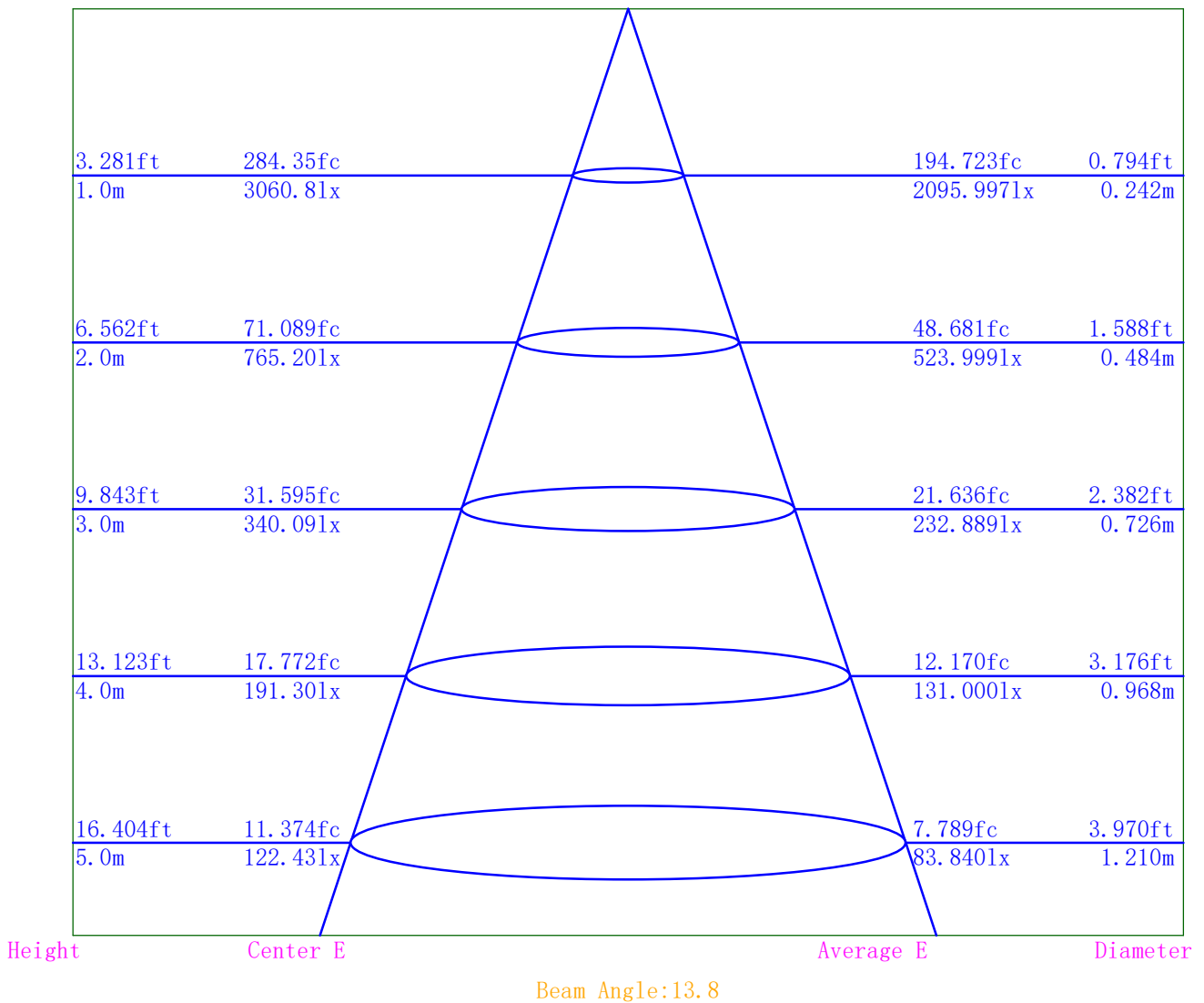


Space Plane Maximum Illuminance and @Angle:3064.59lx,1.0deg
Plane Maximum Lighting Intensity and @Angle:3065.988cd,0deg

Illuminance-Distance Diagram

Lum. Name: LED Lamp	Lum. Catalog:	Test ID: t001
Lamp Name: 1166	Lamp Catalog: LED	Test Lab: volnic
Manufacture: NORDECOR	Test Machine:GON-2000	Test Date: 2024/01/12

Illuminance-Distance Curve



Indoor Luminance Limiting Curves

Lum. Name: LED Lamp	Lum. Catalog:	Test ID: t001
Lamp Name: 1166	Lamp Catalog: LED	Test Lab: volnic
Manufacture: NORDECOR	Test Machine:GON-2000	Test Date: 2024/01/12

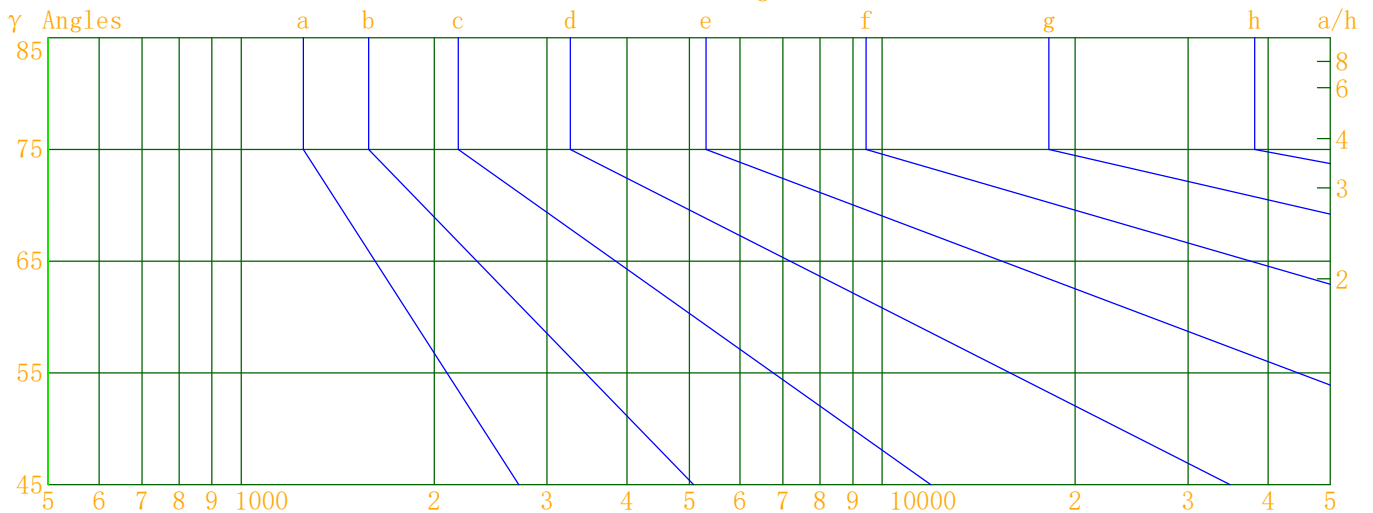
Glare Grade Table

GI	Quality	Using Illuminance							
		a	b	c	d	e	f	g	h
1.15	A	2000	1000	500	<=300				
1.5	B		2000	1000	500	<=300			
1.85	C			2000	1000	500	<=300		
2.2	D				2000	1000	500	<=300	
2.55	E	a				2000	1000	500	<=300
			b	c	d	e	f	g	h

Luminance Table

Gama (deg)	45	50	55	60	65	70	75	80	85
C0	0	0	0	0	0	0	0	0	0
C90	0	0	0	0	0	0	0	0	0

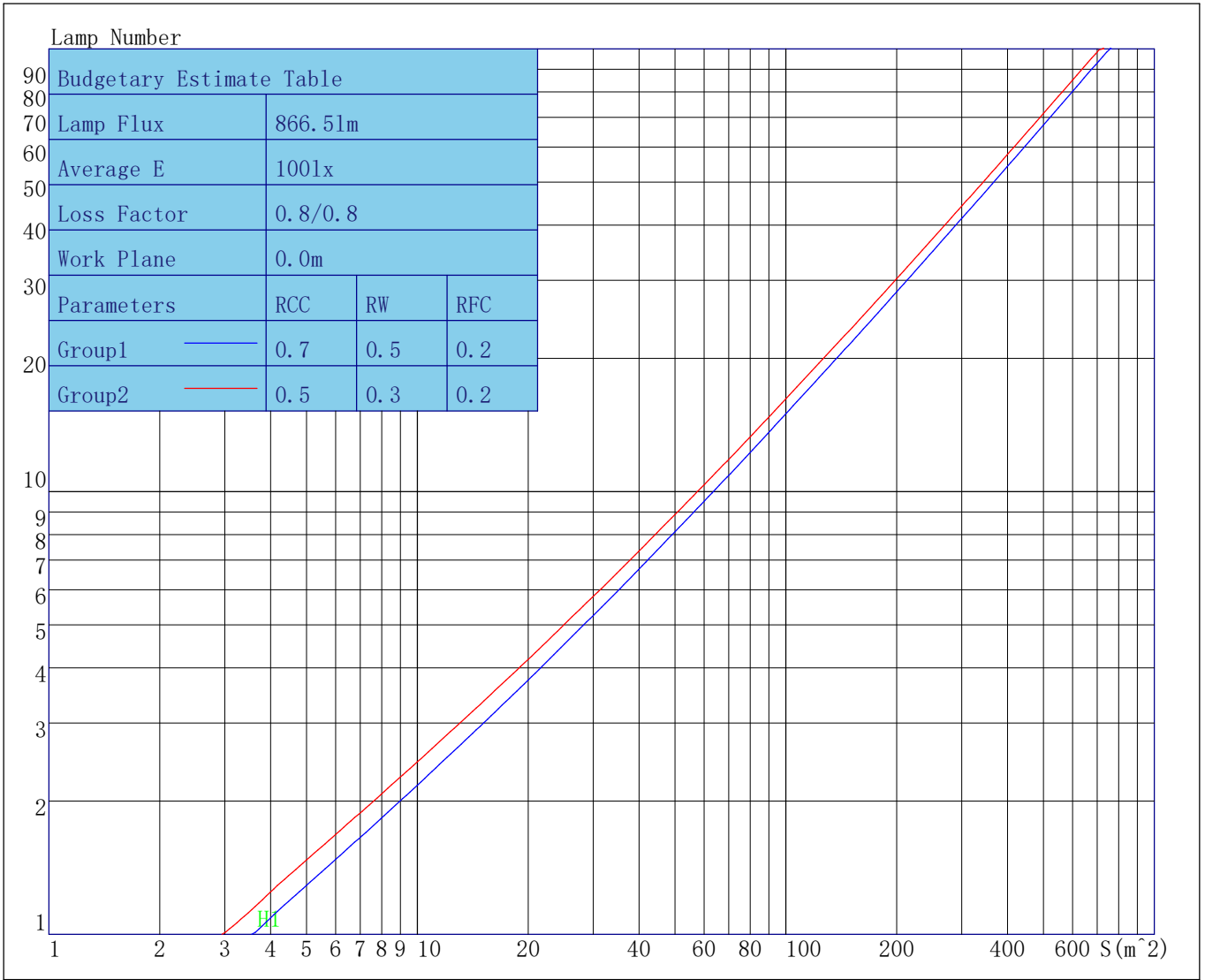
Luminance Limiting Curve



Luminous Size: Length(m)=0.000 Width(m)=0.000 Height(m)=0.000 Area(m^2)=0.000000
 Luminous Type: Without Luminous Side
 Luminous Curves: C0-C180 Color: — C90-C270 Color: —

Indoor Budgetary Estimate Table

Lum. Name: LED Lamp	Lum. Catalog:	Test ID: t001
Lamp Name: 1166	Lamp Catalog: LED	Test Lab: volnic
Manufacture: NORDECOR	Test Machine:GON-2000	Test Date: 2024/01/12



Parameters1: Rhocc = 0.7 Rhow = 0.5 Rhofc = 0.2 LLF = 0.8
Parameters2: Rhocc = 0.5 Rhow = 0.3 Rhofc = 0.2 LLF = 0.8
Average Illuminance(lx): 100 Cavity Height: H1(m) = 2

Indoor Coefficient of Utilization Table

Lum. Name: LED Lamp	Lum. Catalog:	Test ID: t001
Lamp Name: 1166	Lamp Catalog: LED	Test Lab: volnic
Manufacture: NORDECOR	Test Machine:GON-2000	Test Date: 2024/01/12

Coefficients of Utilization - Zonal Cavity Method																					
Coef.	Effective Floor Cavity Reflectance RFC=0.20																				
RhoCC (%)	80				70				50				30				10				0
RhoW (%)	70	50	30	10	70	50	30	10	50	30	10	50	30	10	50	30	10	50	30	10	0
RCR	Coefficient of Utilization (%)																				
0	143	143	143	143	140	140	140	140	134	134	134	128	128	128	123	123	123	120			
1	135	131	127	124	132	128	125	122	123	120	118	119	116	114	114	113	111	109			
2	126	119	112	107	123	116	111	106	112	108	104	109	105	101	105	102	99	97			
3	117	108	100	94	115	106	99	94	103	97	92	100	95	90	97	93	89	87			
4	110	99	90	84	107	97	89	83	94	88	82	92	86	81	89	84	80	78			
5	103	91	82	76	101	89	81	75	87	80	75	85	79	74	83	77	73	71			
6	97	84	75	69	95	83	75	69	81	74	68	79	72	68	77	72	67	65			
7	91	78	69	63	89	77	69	63	75	68	63	74	67	62	72	67	62	60			
8	86	73	65	59	85	72	64	59	71	64	58	69	63	58	68	62	58	56			
9	82	69	60	55	81	68	60	55	67	60	55	66	59	54	65	59	54	52			
10	78	65	57	52	77	64	57	52	63	56	51	62	56	51	61	55	51	49			

Unified Glare Rating Table

Lum. Name: LED Lamp	Lum. Catalog:	Test ID: t001
Lamp Name: 1166	Lamp Catalog: LED	Test Lab: volnic
Manufacture: NORDECOR	Test Machine:GON-2000	Test Date: 2024/01/12

Unified Glare Rating Table

Ceiling RCC	0.70	0.70	0.50	0.50	0.30	0.70	0.70	0.50	0.50	0.30
Wall RW	0.50	0.30	0.50	0.30	0.30	0.50	0.30	0.50	0.30	0.30
Floor RFC	0.20	0.20	0.20	0.20	0.20	0.20	0.20	0.20	0.20	0.20
Room Size	Vewed crosswise					Vewed endwise				
X=2H Y=2H	-2.8	-1.2	-2.4	-0.9	-0.6	-2.8	-1.2	-2.4	-0.9	-0.6
Y=3H	-3.0	-1.5	-2.6	-1.2	-0.8	-3.0	-1.5	-2.6	-1.2	-0.8
Y=4H	-3.0	-1.6	-2.6	-1.3	-0.9	-3.0	-1.6	-2.6	-1.3	-0.9
Y=6H	-3.1	-1.8	-2.7	-1.4	-1.1	-3.1	-1.8	-2.7	-1.4	-1.1
Y=8H	-3.2	-1.9	-2.8	-1.5	-1.1	-3.2	-1.9	-2.8	-1.5	-1.1
Y=12H	-3.2	-2.0	-2.8	-1.6	-1.2	-3.2	-2.0	-2.8	-1.6	-1.2
X=4H Y=2H	-3.0	-1.6	-2.6	-1.3	-0.9	-3.0	-1.6	-2.6	-1.3	-0.9
Y=3H	-3.2	-2.0	-2.8	-1.6	-1.2	-3.2	-2.0	-2.8	-1.6	-1.2
Y=4H	-3.3	-2.2	-2.9	-1.8	-1.3	-3.3	-2.2	-2.9	-1.8	-1.3
Y=6H	-3.4	-2.4	-3.0	-1.9	-1.5	-3.4	-2.4	-3.0	-1.9	-1.5
Y=8H	-3.5	-2.5	-3.0	-2.0	-1.6	-3.5	-2.5	-3.0	-2.0	-1.6
Y=12H	-3.5	-2.6	-3.0	-2.1	-1.6	-3.5	-2.6	-3.0	-2.1	-1.6
X=8H Y=4H	-3.5	-2.5	-3.0	-2.0	-1.6	-3.5	-2.5	-3.0	-2.0	-1.6
Y=6H	-3.6	-2.7	-3.1	-2.2	-1.6	-3.6	-2.7	-3.1	-2.2	-1.6
Y=8H	-3.7	-2.8	-3.2	-2.3	-1.8	-3.7	-2.8	-3.2	-2.3	-1.8
Y=12H	-3.7	-2.9	-3.2	-2.4	-1.9	-3.7	-2.9	-3.2	-2.4	-1.9
X=12H Y=4H	-3.5	-2.6	-3.0	-2.1	-1.6	-3.5	-2.6	-3.0	-2.1	-1.6
Y=6H	-3.7	-2.8	-3.1	-2.3	-1.8	-3.7	-2.8	-3.1	-2.3	-1.8
Y=8H	-3.7	-2.9	-3.2	-2.4	-1.9	-3.7	-2.9	-3.2	-2.4	-1.9
Variations with the objverer position at spacings										
S=1.0H	0.0/0.0					0.0/0.0				
S=1.5H	0.0/0.0					0.0/0.0				
S=2.0H	0.0/0.0					0.0/0.0				
Reduced UGR Table:										
Nordic Standard Table:	BKO					BKO				
Correction Value	0.0					0.0				

o the CIE Pub. 117, data has been corrected, refers to the lamp's lumens 8.2flm.

IES Indoor Report

Photometric Filename:1141.IES

Candela Tabulation

V/H	C0.0	C90.0	C180.0	C270.0
γ 0.0	3060.79	3060.79	3060.79	3060.79
γ 1.0	3065.99	2878.82	2955.41	3157.77
γ 2.0	2947.11	2645.93	2768.55	3183.44
γ 3.0	2725.51	2355.48	2534.34	3107.45
γ 4.0	2426.25	2016.53	2265.03	2940.10
γ 5.0	2108.34	1661.31	1977.89	2711.93
γ 6.0	1805.82	1331.08	1679.60	2429.72
γ 7.0	1520.03	1050.38	1385.96	2112.83
γ 8.0	1261.81	831.87	1110.64	1782.51
γ 9.0	1027.24	670.23	875.70	1459.21
γ 10.0	830.42	556.45	696.85	1168.22
γ 11.0	679.78	478.12	571.38	920.29
γ 12.0	573.18	427.67	488.31	729.03
γ 13.0	500.30	394.07	435.98	589.71
γ 14.0	451.64	371.34	404.44	495.08
γ 15.0	416.00	352.42	382.27	436.23
γ 16.0	387.24	335.60	366.87	399.17
γ 17.0	364.55	320.29	353.41	375.73
γ 18.0	348.51	304.41	340.74	357.14
γ 19.0	334.98	290.92	328.55	339.07
γ 20.0	322.74	278.56	318.74	322.17
γ 21.0	312.01	267.60	309.63	307.14
γ 22.0	301.62	257.69	298.50	295.64
γ 23.0	294.20	248.57	289.30	286.79
γ 24.0	286.74	241.18	279.19	277.93
γ 25.0	279.86	234.24	271.92	267.73
γ 26.0	274.73	228.60	265.35	259.40
γ 27.0	269.32	224.88	257.24	250.23
γ 28.0	264.14	220.51	249.73	243.94
γ 29.0	258.53	215.63	244.03	238.18
γ 30.0	253.36	210.90	237.92	233.60
γ 31.0	247.00	205.09	231.63	230.23
γ 32.0	240.99	198.58	225.85	225.98
γ 33.0	235.35	192.38	219.80	221.70
γ 34.0	230.01	186.71	214.78	217.70
γ 35.0	224.32	182.18	209.46	212.94
γ 36.0	218.14	178.89	205.50	208.63
γ 37.0	212.79	177.40	202.45	203.92
γ 38.0	208.05	177.86	200.36	198.64
γ 39.0	204.85	179.85	199.82	193.39
γ 40.0	202.35	182.11	201.25	189.33
γ 41.0	201.92	184.05	204.72	186.87
γ 42.0	203.93	185.98	208.94	185.30
γ 43.0	207.27	187.16	213.21	183.48
γ 44.0	211.50	187.83	216.75	182.46
γ 45.0	215.48	185.52	218.79	182.20
γ 46.0	217.77	183.23	217.90	182.48

IES Indoor Report

Photometric Filename:1141.IES

Candela Tabulation - (Cont.)

V/H	C0.0	C90.0	C180.0	C270.0
γ 47.0	217.91	181.23	215.07	182.89
γ 48.0	215.63	178.87	211.48	182.45
γ 49.0	212.37	176.85	206.68	181.50
γ 50.0	207.81	174.46	201.43	180.65
γ 51.0	202.40	171.70	195.81	179.19
γ 52.0	196.18	167.76	190.00	177.44
γ 53.0	189.91	162.69	184.11	175.18
γ 54.0	183.38	155.12	177.35	172.54
γ 55.0	176.67	143.14	168.48	169.55
γ 56.0	168.03	126.69	153.22	166.01
γ 57.0	154.65	108.35	133.92	160.68
γ 58.0	137.74	88.79	115.24	151.02
γ 59.0	120.00	70.29	95.85	134.89
γ 60.0	101.30	55.62	76.50	115.53
γ 61.0	82.69	44.10	61.46	95.17
γ 62.0	66.52	34.69	48.82	74.86
γ 63.0	52.87	27.84	38.91	58.52
γ 64.0	41.94	24.18	31.85	46.06
γ 65.0	33.60	20.93	27.38	36.05
γ 66.0	28.62	18.88	23.36	28.40
γ 67.0	24.25	17.58	20.80	25.21
γ 68.0	22.33	17.12	20.13	23.53
γ 69.0	21.42	15.47	19.81	22.56
γ 70.0	20.75	13.20	18.33	22.27
γ 71.0	18.81	10.16	16.02	22.04
γ 72.0	16.22	6.74	12.70	20.95
γ 73.0	12.83	4.22	8.77	18.78
γ 74.0	9.23	2.42	5.37	15.56
γ 75.0	6.39	0.64	2.74	12.12
γ 76.0	4.42	0.00	0.50	9.30
γ 77.0	1.71	0.00	0.00	6.70
γ 78.0	0.80	0.00	0.00	4.48
γ 79.0	0.54	0.00	0.00	1.81
γ 80.0	0.20	0.00	0.00	0.87
γ 81.0	0.04	0.00	0.00	0.42
γ 82.0	0.00	0.00	0.00	0.23
γ 83.0	0.00	0.00	0.00	0.10
γ 84.0	0.00	0.00	0.00	0.00
γ 85.0	0.00	0.00	0.00	0.00
γ 86.0	0.00	0.00	0.00	0.00
γ 87.0	0.00	0.00	0.00	0.00
γ 88.0	0.00	0.00	0.00	0.00
γ 89.0	0.00	0.00	0.00	0.00
γ 90.0	0.00	0.00	0.00	0.00
γ 91.0	0.00	0.00	0.00	0.00
γ 92.0	0.00	0.00	0.00	0.00
γ 93.0	0.00	0.00	0.00	0.00

IES Indoor Report

Photometric Filename:1141.IES

Candela Tabulation - (Cont.)

V/H	C0.0	C90.0	C180.0	C270.0
γ 94.0	0.00	0.00	0.00	0.00
γ 95.0	0.00	0.00	0.00	0.00
γ 96.0	0.00	0.00	0.00	0.00
γ 97.0	0.00	0.00	0.00	0.00
γ 98.0	0.00	0.00	0.00	0.00
γ 99.0	0.00	0.00	0.00	0.00
γ 100.0	0.00	0.00	0.00	0.00
γ 101.0	0.00	0.00	0.00	0.00
γ 102.0	0.00	0.00	0.00	0.00
γ 103.0	0.00	0.00	0.00	0.00
γ 104.0	0.00	0.00	0.00	0.00
γ 105.0	0.00	0.00	0.00	0.00
γ 106.0	0.00	0.00	0.00	0.00
γ 107.0	0.00	0.00	0.00	0.00
γ 108.0	0.00	0.00	0.00	0.00
γ 109.0	0.00	0.00	0.00	0.00
γ 110.0	0.00	0.00	0.00	0.00
γ 111.0	0.00	0.00	0.00	0.00
γ 112.0	0.00	0.00	0.00	0.00
γ 113.0	0.00	0.00	0.00	0.00
γ 114.0	0.00	0.00	0.00	0.00
γ 115.0	0.00	0.00	0.00	0.00
γ 116.0	0.00	0.00	0.00	0.00
γ 117.0	0.00	0.00	0.00	0.00
γ 118.0	0.00	0.00	0.00	0.00
γ 119.0	0.00	0.00	0.00	0.00
γ 120.0	0.00	0.00	0.00	0.00
γ 121.0	0.00	0.00	0.00	0.00
γ 122.0	0.00	0.00	0.00	0.00
γ 123.0	0.00	0.00	0.00	0.00
γ 124.0	0.00	0.00	0.00	0.00
γ 125.0	0.00	0.00	0.00	0.00
γ 126.0	0.00	0.00	0.00	0.00
γ 127.0	0.00	0.00	0.00	0.00
γ 128.0	0.00	0.00	0.00	0.00
γ 129.0	0.00	0.00	0.00	0.00
γ 130.0	0.00	0.00	0.00	0.00
γ 131.0	0.00	0.00	0.00	0.00
γ 132.0	0.00	0.00	0.00	0.00
γ 133.0	0.00	0.00	0.00	0.00
γ 134.0	0.00	0.00	0.00	0.00
γ 135.0	0.00	0.00	0.00	0.00
γ 136.0	0.00	0.00	0.00	0.00
γ 137.0	0.00	0.00	0.00	0.00
γ 138.0	0.00	0.00	0.00	0.00
γ 139.0	0.00	0.00	0.00	0.00
γ 140.0	0.00	0.00	0.00	0.00

IES Indoor Report

Photometric Filename:1141.IES

Candela Tabulation - (Cont.)

V/H	C0.0	C90.0	C180.0	C270.0
γ 141.0	0.00	0.00	0.00	0.00
γ 142.0	0.00	0.00	0.00	0.00
γ 143.0	0.00	0.00	0.00	0.00
γ 144.0	0.00	0.00	0.00	0.00
γ 145.0	0.08	0.00	0.00	0.00
γ 146.0	0.21	0.00	0.00	0.07
γ 147.0	0.29	0.03	0.00	0.15
γ 148.0	0.37	0.08	0.00	0.24
γ 149.0	0.47	0.16	0.00	0.34
γ 150.0	0.55	0.21	0.00	0.42
γ 151.0	0.62	0.32	0.08	0.53
γ 152.0	0.70	0.37	0.17	0.60
γ 153.0	0.78	0.41	0.20	0.67
γ 154.0	0.84	0.47	0.25	0.71
γ 155.0	0.91	0.48	0.32	0.81
γ 156.0	0.95	0.50	0.34	0.83
γ 157.0	0.96	0.54	0.37	0.88
γ 158.0	1.00	0.52	0.39	0.91
γ 159.0	0.98	0.54	0.42	0.93
γ 160.0	1.02	0.59	0.43	0.93
γ 161.0	1.02	0.57	0.46	0.97
γ 162.0	1.02	0.56	0.45	0.99
γ 163.0	1.07	0.62	0.46	0.97
γ 164.0	1.05	0.60	0.47	0.99
γ 165.0	1.05	0.59	0.48	0.98
γ 166.0	1.08	0.59	0.48	0.98
γ 167.0	1.03	0.59	0.48	0.99
γ 168.0	1.07	0.61	0.48	1.02
γ 169.0	1.08	0.60	0.46	0.97
γ 170.0	1.06	0.61	0.49	1.00
γ 171.0	1.09	0.59	0.46	1.01
γ 172.0	1.08	0.57	0.42	1.00
γ 173.0	1.05	0.52	0.44	0.97
γ 174.0	1.01	0.50	0.44	0.99
γ 175.0	0.96	0.50	0.40	0.96
γ 176.0	0.94	0.47	0.31	0.93
γ 177.0	0.88	0.49	0.34	0.92
γ 178.0	0.80	0.47	0.29	0.85
γ 179.0	0.80	0.49	0.29	0.88
γ 180.0	0.58	0.58	0.58	0.58