

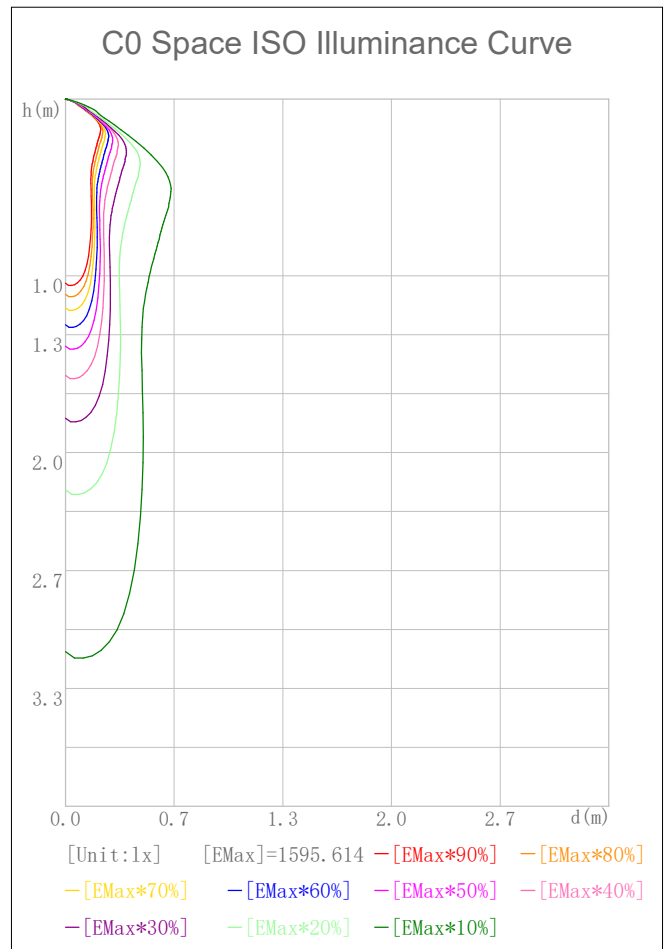
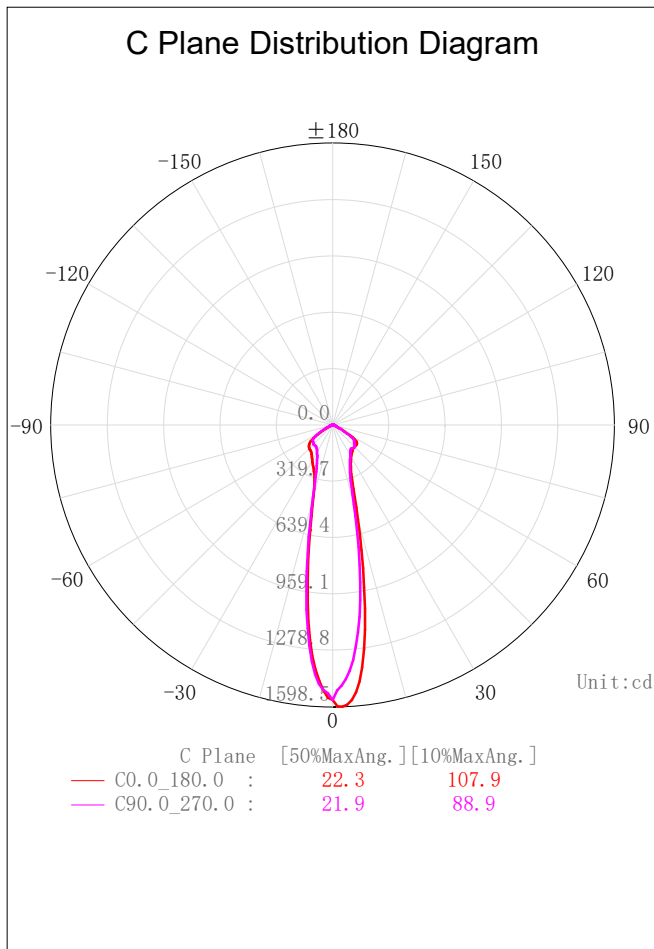
Indoor Luminaire Photometric Data

Description Information

Luminary Name: LED Lamp	Lum. Catalog:	Test ID: t001
Lamp Name: 1171	Lamp Catalog: LED	Test Date: 2024/01/17
Manufacture: NORDECOR	Shld. Ang(°):	Test Machine:GON-2000
Test Lab: volnic	Frequency(Hz):	Lamp CCT(K): Ra:
Lum. Size (W*L*H):0.000m*0.000m*0.000m	Lum. Area(m2):0.000	Lum. W(kg): 0.000
Test System: C, γ	Test Step: C=90.0 γ=1.0	Temp. (°C): 25
		Humidity(%): 60.0

Character Parameter

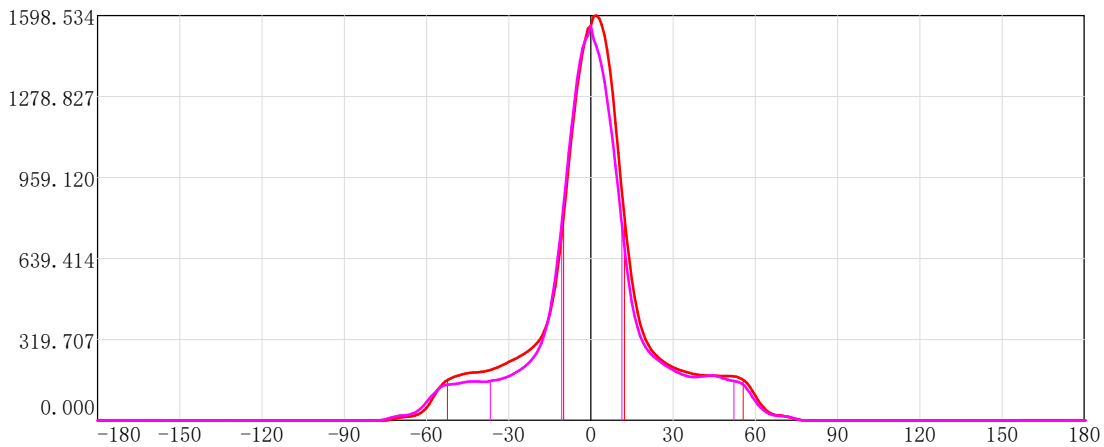
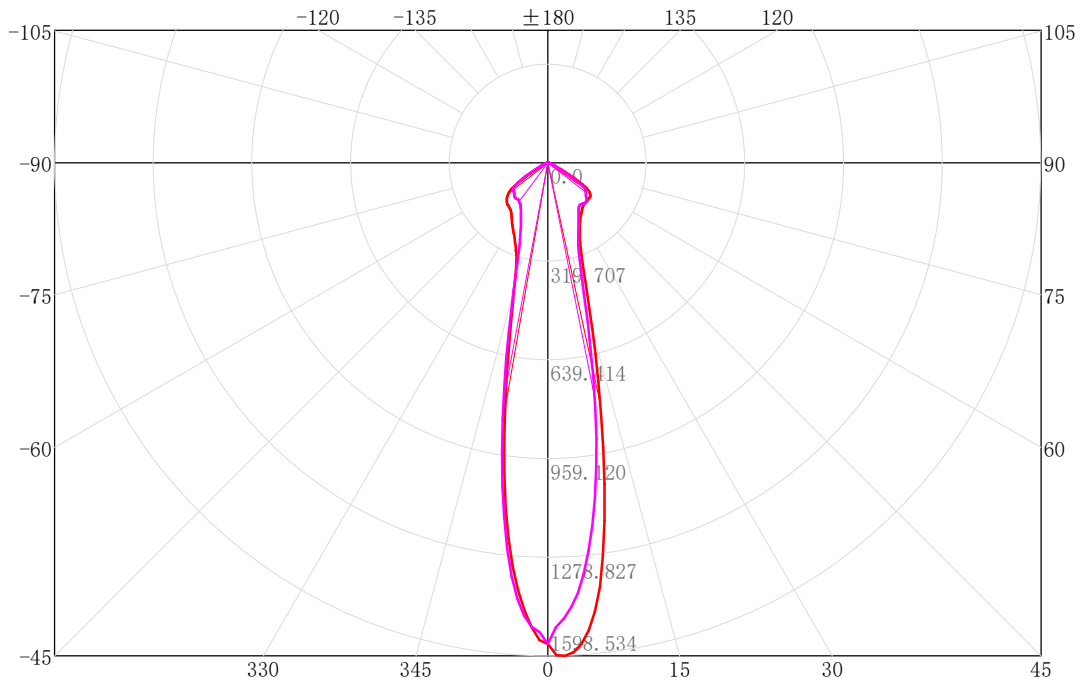
Lamp Speciality Parameter		Luminaire Speciality Parameter	
Rated Flux(lm): 720.000	Luminary Flux(lm): 768.445	Field Angle(10%Imax): 107.9(°)	
Rated Power(W):	Luminary Efficiency: 106.73%	Down Lumens&Percent: 768.074lm 99.95%	
Rated Voltage(V):	Luminary EER(lm/W): 68.857	Up Lumens&Percent: 0.371lm 0.05%	
Tested Power(W): 11.160	Max. Candela(cd): 1598.534	S/MH: C0_a180=0.385 C90_270=0.372	
Lamps' Inside: 1	Max Cand@Ang. (°): C=0.0 γ=2.0	CIE Type: Semi-Direct	
Tested Electrics(V, A, pf):219.8, 0.067, 0.753	Beam Angle(50%Imax): 22.3(°)	ErP Φuse(90°): 543.111lm	
Lamp Size(W*L*H):0.000m*0.000m*0.000m	Left=-10.0°, Right=12.3°	IRF(%): 540.932	



2D Plane Light Intensity Distribution Curve

Lum. Name: LED Lamp	Lum. Catalog:	Test ID: t001
Lamp Name: 1171	Lamp Catalog: LED	Test Lab: volnic
Manufacture: NORDECOR	Test Machine:GON-2000	Test Date: 2024/01/17

C Plane Distribution Diagram




	C Plane	[50%MaxAng.]	[10%MaxAng.]	Unit:cd
—	C0.0_180.0 :	22.3	107.9	
—	C90.0_270.0 :	21.9	88.9	

3D Light Intensity Distribution Modal

Lum. Name: LED Lamp	Lum. Catalog:	Test ID: t001
Lamp Name: 1171	Lamp Catalog: LED	Test Lab: volnic
Manufacture: NORDECOR	Test Machine: GON-2000	Test Date: 2024/01/17

3D Light Intensity Distribution Modal



Curves: 3D Model — Fixture — Vert. HUD — Hori. HUD —
View Angles: Orient:0 Tilt:0 Roll:0 Spin:0

IES Indoor Report
Photometric Filename:1152.IES

Zonal Flux Tabulation

Zone (γ)	Zone Flux (lm)	Sums Flux (lm)	Zone%Lamp	Sums%Lamp	Zone (γ)	Zone Flux (lm)	Sums Flux (lm)	Zone%Lamp	Sums%Lamp
0.0-1.0	1.48	1.48	0.21	0.21	47.0-48.0	13.61	583.13	1.89	80.99
1.0-2.0	4.40	5.88	0.61	0.82	48.0-49.0	13.64	596.78	1.89	82.89
2.0-3.0	7.20	13.08	1.00	1.82	49.0-50.0	13.69	610.47	1.90	84.79
3.0-4.0	9.81	22.88	1.36	3.18	50.0-51.0	13.73	624.20	1.91	86.69
4.0-5.0	12.13	35.02	1.68	4.86	51.0-52.0	13.74	637.93	1.91	88.60
5.0-6.0	14.09	49.10	1.96	6.82	52.0-53.0	13.67	651.61	1.90	90.50
6.0-7.0	15.60	64.71	2.17	8.99	53.0-54.0	13.49	665.10	1.87	92.37
7.0-8.0	16.64	81.35	2.31	11.30	54.0-55.0	13.12	678.21	1.82	94.20
8.0-9.0	17.19	98.54	2.39	13.69	55.0-56.0	12.48	690.70	1.73	95.93
9.0-10.0	17.27	115.81	2.40	16.08	56.0-57.0	11.59	702.28	1.61	97.54
10.0-11.0	16.95	132.76	2.35	18.44	57.0-58.0	10.45	712.74	1.45	98.99
11.0-12.0	16.33	149.09	2.27	20.71	58.0-59.0	9.14	721.87	1.27	100.26
12.0-13.0	15.52	164.61	2.16	22.86	59.0-60.0	7.75	729.62	1.08	101.34
13.0-14.0	14.63	179.23	2.03	24.89	60.0-61.0	6.42	736.04	0.89	102.23
14.0-15.0	13.73	192.97	1.91	26.80	61.0-62.0	5.24	741.28	0.73	102.96
15.0-16.0	12.91	205.88	1.79	28.59	62.0-63.0	4.25	745.53	0.59	103.55
16.0-17.0	12.23	218.11	1.70	30.29	63.0-64.0	3.44	748.97	0.48	104.02
17.0-18.0	11.70	229.81	1.62	31.92	64.0-65.0	2.83	751.79	0.39	104.42
18.0-19.0	11.32	241.13	1.57	33.49	65.0-66.0	2.40	754.20	0.33	104.75
19.0-20.0	11.09	252.22	1.54	35.03	66.0-67.0	2.12	756.31	0.29	105.04
20.0-21.0	10.97	263.19	1.52	36.55	67.0-68.0	1.95	758.26	0.27	105.31
21.0-22.0	10.91	274.09	1.51	38.07	68.0-69.0	1.86	760.12	0.26	105.57
22.0-23.0	10.88	284.98	1.51	39.58	69.0-70.0	1.78	761.89	0.25	105.82
23.0-24.0	10.89	295.87	1.51	41.09	70.0-71.0	1.63	763.52	0.23	106.04
24.0-25.0	10.91	306.78	1.52	42.61	71.0-72.0	1.40	764.92	0.20	106.24
25.0-26.0	10.96	317.74	1.52	44.13	72.0-73.0	1.14	766.06	0.16	106.40
26.0-27.0	11.00	328.75	1.53	45.66	73.0-74.0	0.85	766.91	0.12	106.51
27.0-28.0	11.05	339.80	1.53	47.19	74.0-75.0	0.56	767.47	0.08	106.59
28.0-29.0	11.11	350.91	1.54	48.74	75.0-76.0	0.34	767.81	0.05	106.64
29.0-30.0	11.16	362.07	1.55	50.29	76.0-77.0	0.17	767.97	0.02	106.66
30.0-31.0	11.20	373.27	1.56	51.84	77.0-78.0	0.06	768.03	0.01	106.67
31.0-32.0	11.26	384.53	1.56	53.41	78.0-79.0	0.02	768.06	0.00	106.67
32.0-33.0	11.30	395.83	1.57	54.98	79.0-80.0	0.01	768.07	0.00	106.68
33.0-34.0	11.36	407.19	1.58	56.55	80.0-81.0	0.00	768.07	0.00	106.68
34.0-35.0	11.45	418.64	1.59	58.14	81.0-82.0	0.00	768.07	0.00	106.68
35.0-36.0	11.57	430.21	1.61	59.75	82.0-83.0	0.00	768.07	0.00	106.68
36.0-37.0	11.68	441.89	1.62	61.37	83.0-84.0	0.00	768.07	0.00	106.68
37.0-38.0	11.80	453.69	1.64	63.01	84.0-85.0	0.00	768.07	0.00	106.68
38.0-39.0	11.97	465.67	1.66	64.68	85.0-86.0	0.00	768.07	0.00	106.68
39.0-40.0	12.18	477.85	1.69	66.37	86.0-87.0	0.00	768.07	0.00	106.68
40.0-41.0	12.43	490.28	1.73	68.09	87.0-88.0	0.00	768.07	0.00	106.68
41.0-42.0	12.68	502.96	1.76	69.86	88.0-89.0	0.00	768.07	0.00	106.68
42.0-43.0	12.93	515.89	1.80	71.65	89.0-90.0	0.00	768.07	0.00	106.68
43.0-44.0	13.18	529.06	1.83	73.48	90.0-91.0	0.00	768.07	0.00	106.68
44.0-45.0	13.38	542.44	1.86	75.34	91.0-92.0	0.00	768.07	0.00	106.68
45.0-46.0	13.51	555.95	1.88	77.22	92.0-93.0	0.00	768.07	0.00	106.68
46.0-47.0	13.57	569.53	1.89	79.10	93.0-94.0	0.00	768.07	0.00	106.68

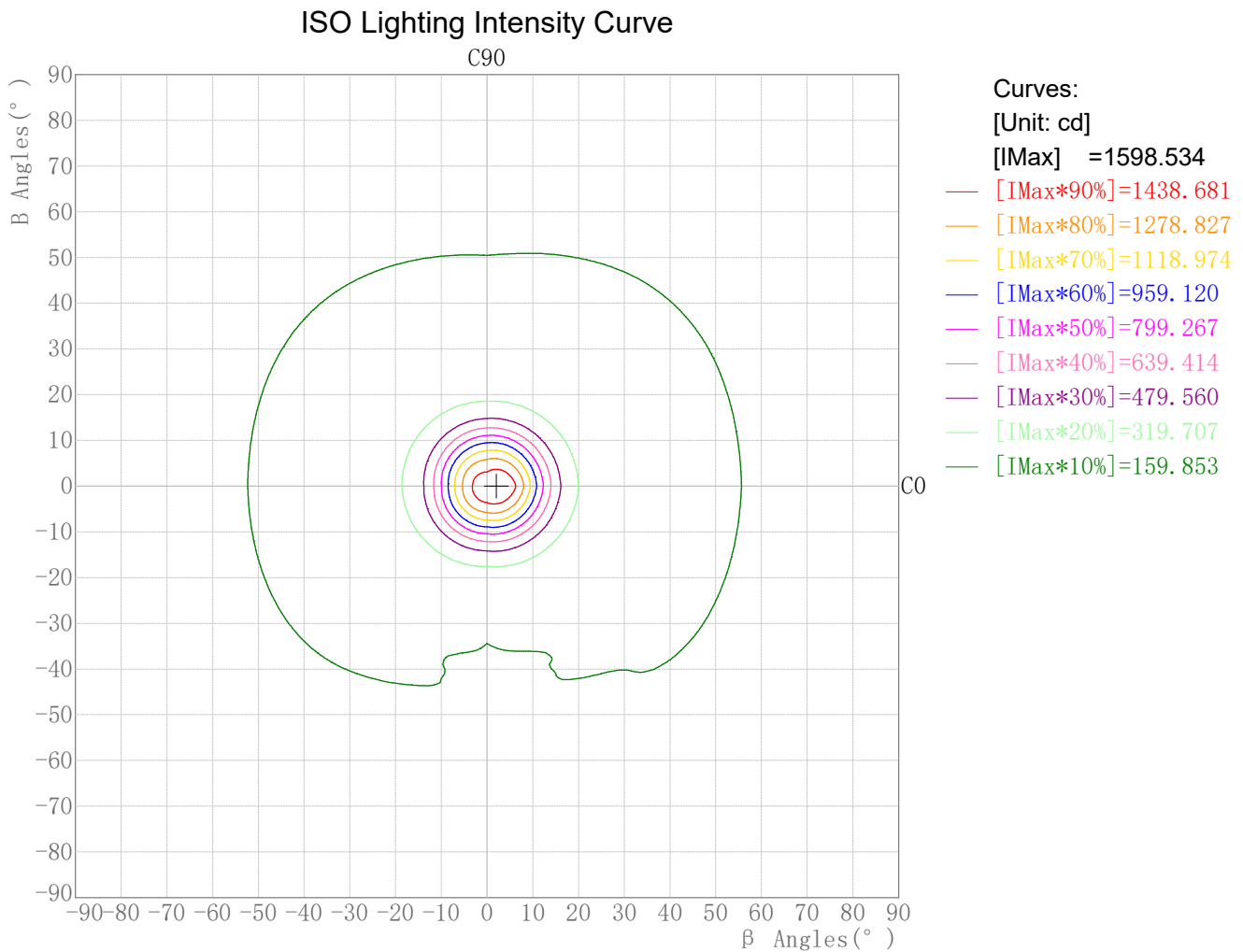
IES Indoor Report
Photometric Filename:1152.IES

Zonal Flux Tabulation - (Cont.)

Zone (γ)	Zone Flux (lm)	Sums Flux (lm)	Zone%Lamp	Sums%Lamp	Zone (γ)	Zone Flux (lm)	Sums Flux (lm)	Zone%Lamp	Sums%Lamp
94.0-95.0	0.00	768.07	0.00	106.68	141.0-142.0	0.00	768.07	0.00	106.68
95.0-96.0	0.00	768.07	0.00	106.68	142.0-143.0	0.00	768.07	0.00	106.68
96.0-97.0	0.00	768.07	0.00	106.68	143.0-144.0	0.00	768.07	0.00	106.68
97.0-98.0	0.00	768.07	0.00	106.68	144.0-145.0	0.00	768.07	0.00	106.68
98.0-99.0	0.00	768.07	0.00	106.68	145.0-146.0	0.00	768.08	0.00	106.68
99.0-100.0	0.00	768.07	0.00	106.68	146.0-147.0	0.00	768.08	0.00	106.68
100.0-101.0	0.00	768.07	0.00	106.68	147.0-148.0	0.00	768.08	0.00	106.68
101.0-102.0	0.00	768.07	0.00	106.68	148.0-149.0	0.01	768.09	0.00	106.68
102.0-103.0	0.00	768.07	0.00	106.68	149.0-150.0	0.01	768.10	0.00	106.68
103.0-104.0	0.00	768.07	0.00	106.68	150.0-151.0	0.01	768.11	0.00	106.68
104.0-105.0	0.00	768.07	0.00	106.68	151.0-152.0	0.01	768.12	0.00	106.68
105.0-106.0	0.00	768.07	0.00	106.68	152.0-153.0	0.01	768.13	0.00	106.68
106.0-107.0	0.00	768.07	0.00	106.68	153.0-154.0	0.01	768.14	0.00	106.69
107.0-108.0	0.00	768.07	0.00	106.68	154.0-155.0	0.01	768.16	0.00	106.69
108.0-109.0	0.00	768.07	0.00	106.68	155.0-156.0	0.02	768.17	0.00	106.69
109.0-110.0	0.00	768.07	0.00	106.68	156.0-157.0	0.02	768.19	0.00	106.69
110.0-111.0	0.00	768.07	0.00	106.68	157.0-158.0	0.02	768.21	0.00	106.70
111.0-112.0	0.00	768.07	0.00	106.68	158.0-159.0	0.02	768.22	0.00	106.70
112.0-113.0	0.00	768.07	0.00	106.68	159.0-160.0	0.02	768.24	0.00	106.70
113.0-114.0	0.00	768.07	0.00	106.68	160.0-161.0	0.02	768.26	0.00	106.70
114.0-115.0	0.00	768.07	0.00	106.68	161.0-162.0	0.02	768.28	0.00	106.71
115.0-116.0	0.00	768.07	0.00	106.68	162.0-163.0	0.02	768.30	0.00	106.71
116.0-117.0	0.00	768.07	0.00	106.68	163.0-164.0	0.02	768.31	0.00	106.71
117.0-118.0	0.00	768.07	0.00	106.68	164.0-165.0	0.02	768.33	0.00	106.71
118.0-119.0	0.00	768.07	0.00	106.68	165.0-166.0	0.02	768.34	0.00	106.71
119.0-120.0	0.00	768.07	0.00	106.68	166.0-167.0	0.01	768.36	0.00	106.72
120.0-121.0	0.00	768.07	0.00	106.68	167.0-168.0	0.01	768.37	0.00	106.72
121.0-122.0	0.00	768.07	0.00	106.68	168.0-169.0	0.01	768.38	0.00	106.72
122.0-123.0	0.00	768.07	0.00	106.68	169.0-170.0	0.01	768.40	0.00	106.72
123.0-124.0	0.00	768.07	0.00	106.68	170.0-171.0	0.01	768.40	0.00	106.72
124.0-125.0	0.00	768.07	0.00	106.68	171.0-172.0	0.01	768.41	0.00	106.72
125.0-126.0	0.00	768.07	0.00	106.68	172.0-173.0	0.01	768.42	0.00	106.73
126.0-127.0	0.00	768.07	0.00	106.68	173.0-174.0	0.01	768.43	0.00	106.73
127.0-128.0	0.00	768.07	0.00	106.68	174.0-175.0	0.01	768.43	0.00	106.73
128.0-129.0	0.00	768.07	0.00	106.68	175.0-176.0	0.00	768.44	0.00	106.73
129.0-130.0	0.00	768.07	0.00	106.68	176.0-177.0	0.00	768.44	0.00	106.73
130.0-131.0	0.00	768.07	0.00	106.68	177.0-178.0	0.00	768.44	0.00	106.73
131.0-132.0	0.00	768.07	0.00	106.68	178.0-179.0	0.00	768.44	0.00	106.73
132.0-133.0	0.00	768.07	0.00	106.68	179.0-180.0	0.00	768.44	0.00	106.73
133.0-134.0	0.00	768.07	0.00	106.68					
134.0-135.0	0.00	768.07	0.00	106.68					
135.0-136.0	0.00	768.07	0.00	106.68					
136.0-137.0	0.00	768.07	0.00	106.68					
137.0-138.0	0.00	768.07	0.00	106.68					
138.0-139.0	0.00	768.07	0.00	106.68					
139.0-140.0	0.00	768.07	0.00	106.68					
140.0-141.0	0.00	768.07	0.00	106.68					

Rectangle ISO Lighting Intensity Diagram

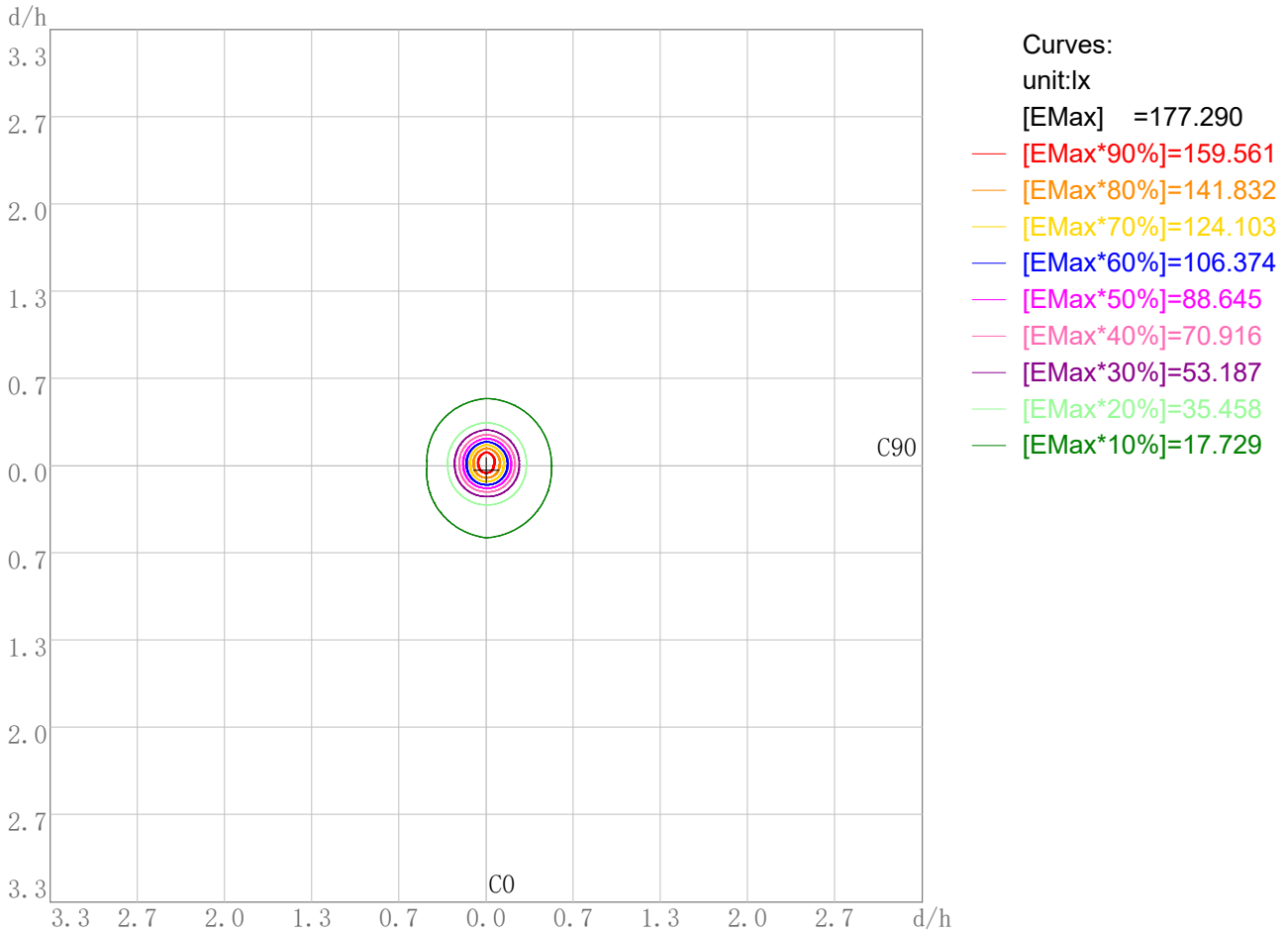
Lum. Name: LED Lamp	Lum. Catalog:	Test ID: t001
Lamp Name: 1171	Lamp Catalog: LED	Test Lab: volnic
Manufacture: NORDECOR	Test Machine:GON-2000	Test Date: 2024/01/17



Plane ISO-Illuminance Diagram

Lum. Name: LED Lamp	Lum. Catalog:	Test ID: t001
Lamp Name: 1171	Lamp Catalog: LED	Test Lab: volnic
Manufacture: NORDECOR	Test Machine:GON-2000	Test Date: 2024/01/17

Plane ISO-Illuminance Curve




Working Plane Luminaire Mounting Height(m): 3.00
Working Plane Maximum Illuminance(lx): 177.29
Working Plane Maximum Illuminance Position(d/h):H0.0 V0.0

3D Plane ISO Illuminance Diagram

Lum. Name: LED Lamp	Lum. Catalog:	Test ID: t001
Lamp Name: 1171	Lamp Catalog: LED	Test Lab: volnic
Manufacture: NORDECOR	Test Machine:GON-2000	Test Date: 2024/01/17

3D Plane Illuminance Modal

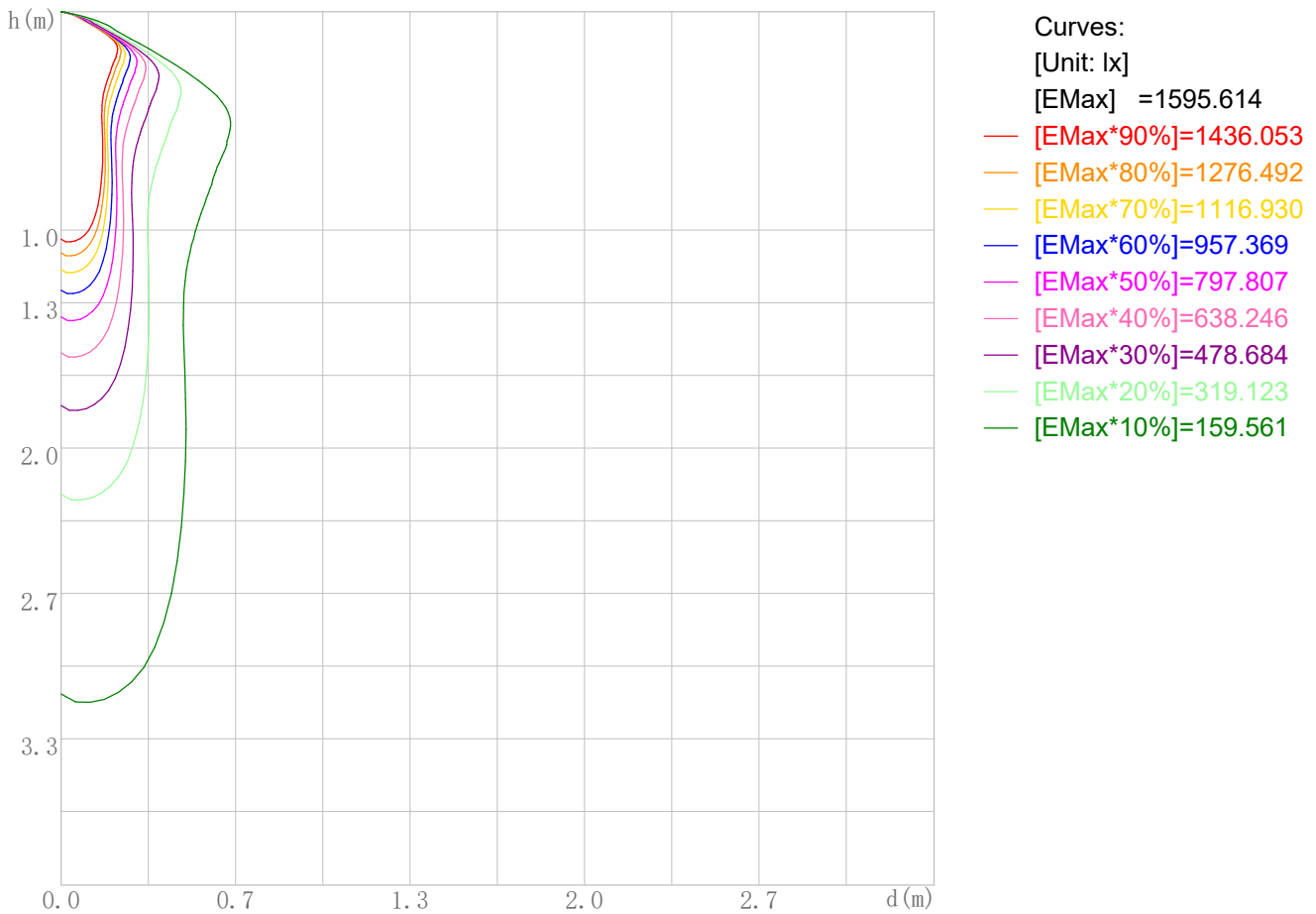


Curves: 3D Model — 90% — 80% — 70% — 60% — 50% — 40% — 30% — 20% — 10% —
View Angles(deg): 0 Height(m): 3.0 Distance(m): 10.0

Space ISO Illuminance Diagram

Lum. Name: LED Lamp	Lum. Catalog:	Test ID: t001
Lamp Name: 1171	Lamp Catalog: LED	Test Lab: volnic
Manufacture: NORDECOR	Test Machine:GON-2000	Test Date: 2024/01/17

Space ISO Illuminance Curve

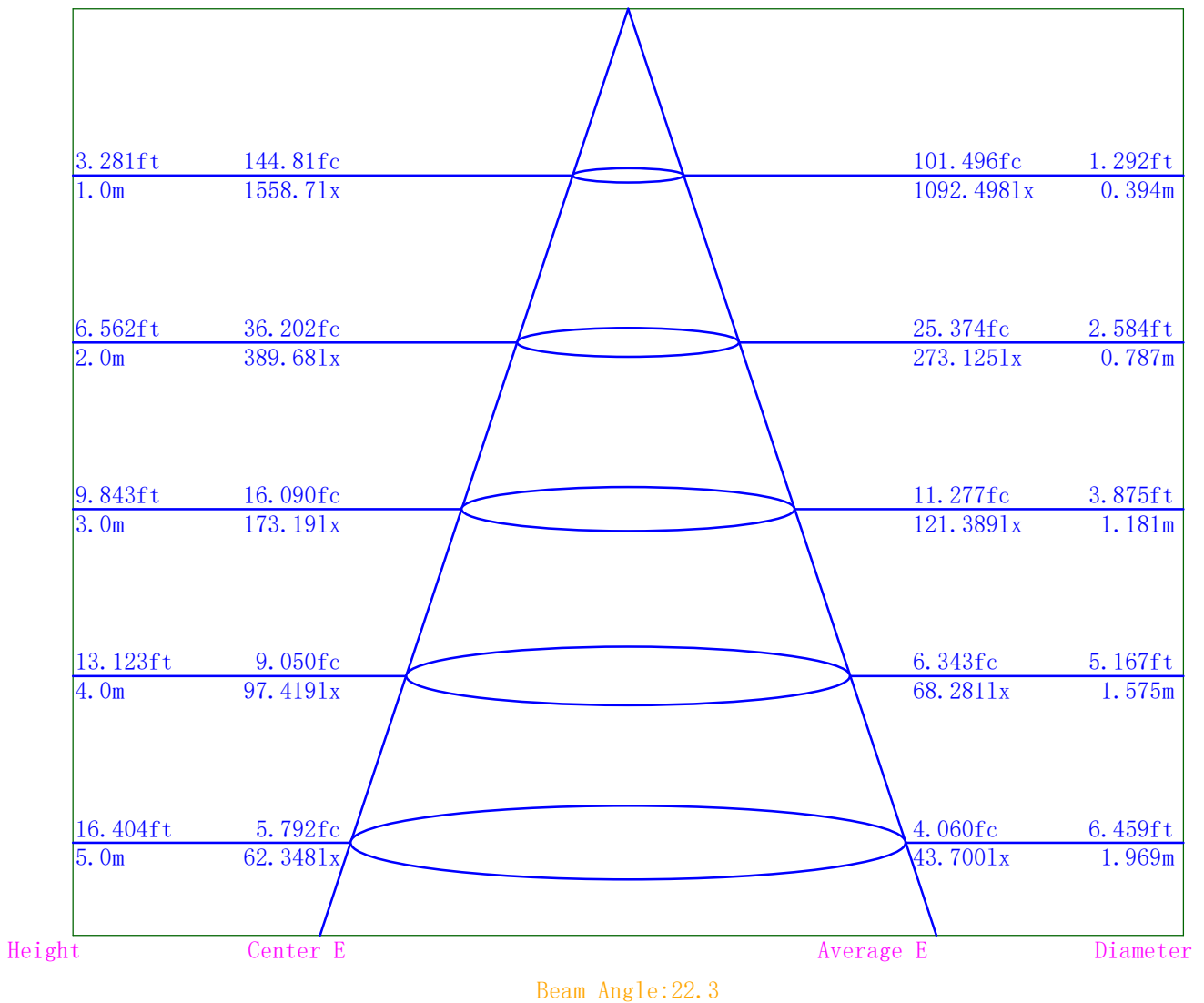


Space Plane Maximum Illuminance and @Angle:1595.61lx,2.0deg
Plane Maximum Lighting Intensity and @Angle:1598.534cd,0deg

Illuminance-Distance Diagram

Lum. Name: LED Lamp	Lum. Catalog:	Test ID: t001
Lamp Name: 1171	Lamp Catalog: LED	Test Lab: volnic
Manufacture: NORDECOR	Test Machine:GON-2000	Test Date: 2024/01/17

Illuminance-Distance Curve



Indoor Luminance Limiting Curves

Lum. Name: LED Lamp	Lum. Catalog:	Test ID: t001
Lamp Name: 1171	Lamp Catalog: LED	Test Lab: volnic
Manufacture: NORDECOR	Test Machine: GON-2000	Test Date: 2024/01/17

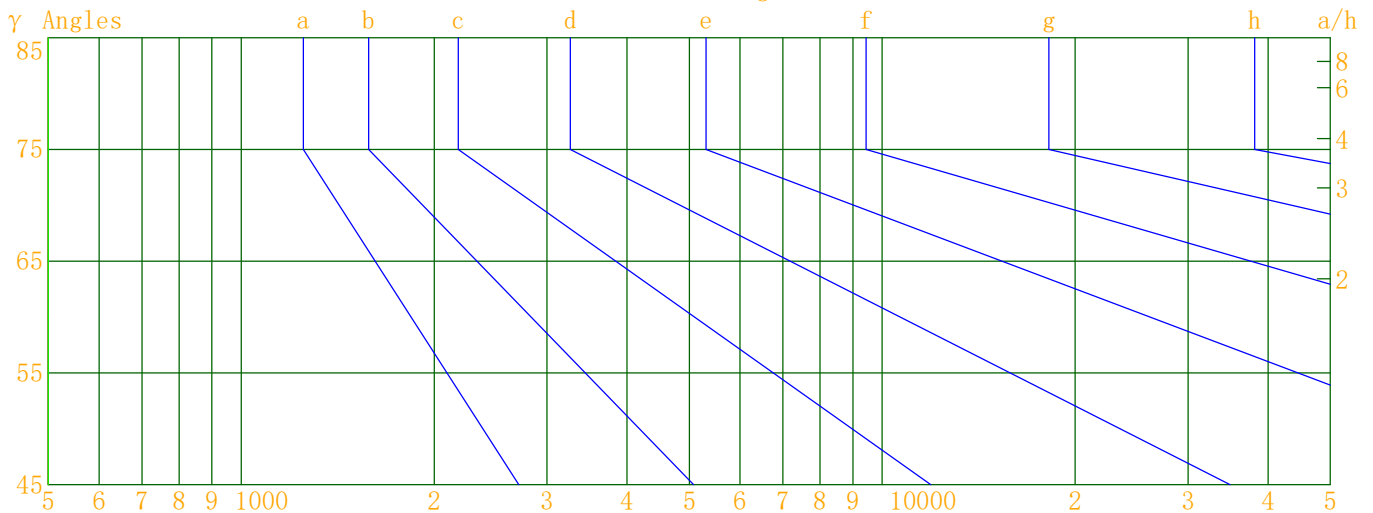
Glare Grade Table

GI	Quality	Using Illuminance							
		a	b	c	d	e	f	g	h
1.15	A	2000	1000	500	<=300				
1.5	B		2000	1000	500	<=300			
1.85	C			2000	1000	500	<=300		
2.2	D				2000	1000	500	<=300	
2.55	E	a				2000	1000	500	<=300
			b	c	d	e	f	g	h

Luminance Table

Gama (deg)	45	50	55	60	65	70	75	80	85
C0	0	0	0	0	0	0	0	0	0
C90	0	0	0	0	0	0	0	0	0

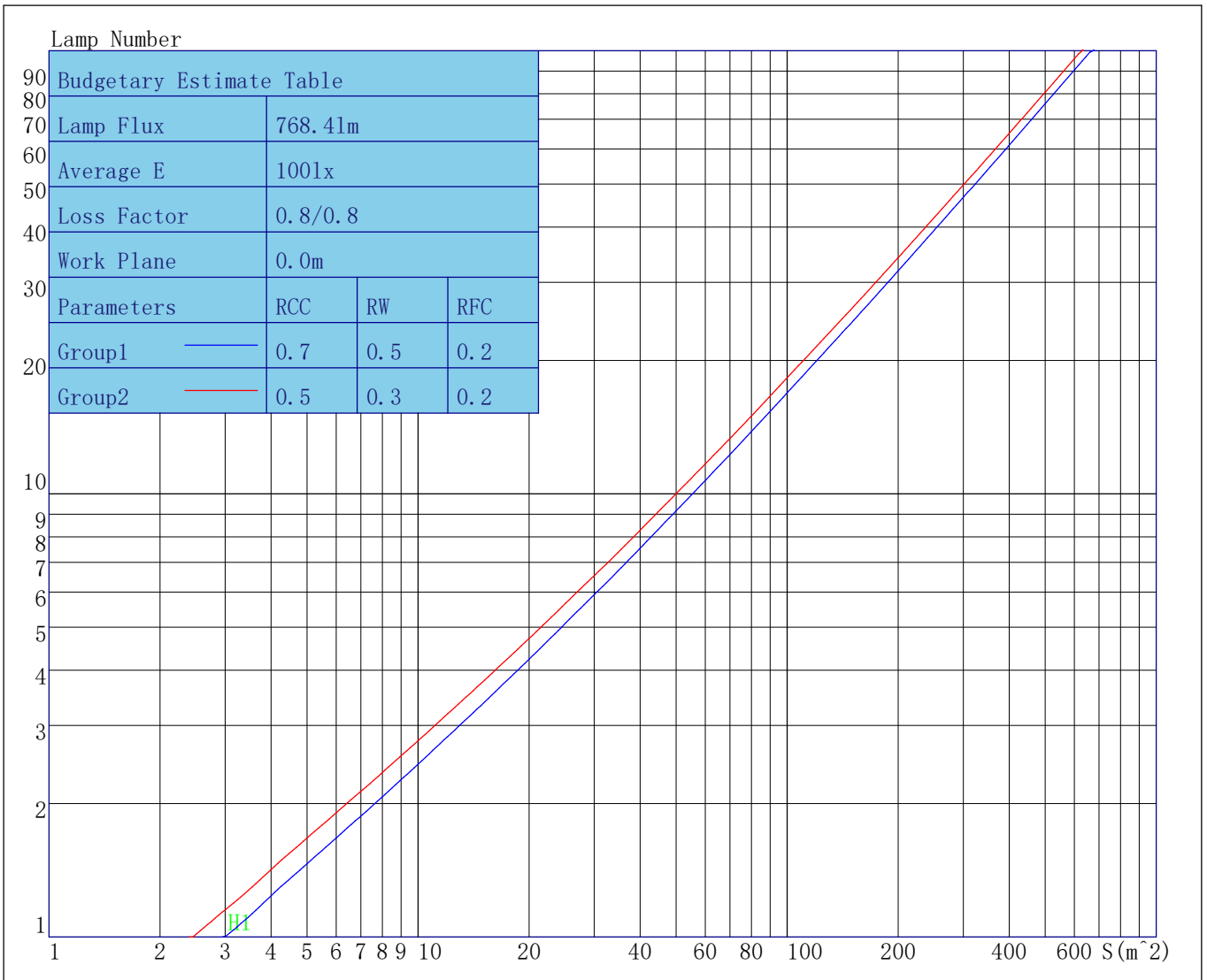
Luminance Limiting Curve



Luminous Size: Length(m)=0.000 Width(m)=0.000 Height(m)=0.000 Area(m²)=0.000000
 Luminous Type: Without Luminous Side
 Luminous Curves: C0-C180 Color: — C90-C270 Color: —

Indoor Budgetary Estimate Table

Lum. Name: LED Lamp	Lum. Catalog:	Test ID: t001
Lamp Name: 1171	Lamp Catalog: LED	Test Lab: volnic
Manufacture: NORDECOR	Test Machine:GON-2000	Test Date: 2024/01/17



Parameters1: Rhocc = 0.7 Rhow = 0.5 Rhofc = 0.2 LLF = 0.8
 Parameters2: Rhocc = 0.5 Rhow = 0.3 Rhofc = 0.2 LLF = 0.8
 Average Illuminance(lx): 100 Cavity Height: H1(m) = 2

Indoor Coefficient of Utilization Table

Lum. Name: LED Lamp	Lum. Catalog:	Test ID: t001
Lamp Name: 1171	Lamp Catalog: LED	Test Lab: volnic
Manufacture: NORDECOR	Test Machine:GON-2000	Test Date: 2024/01/17

Coefficients of Utilization - Zonal Cavity Method																		
Coef.	Effective Floor Cavity Reflectance RFC=0.20																	
RhoCC (%)	80				70				50			30			10			0
RhoW (%)	70	50	30	10	70	50	30	10	50	30	10	50	30	10	50	30	10	0
RCR	Coefficient of Utilization (%)																	
0	127	127	127	127	124	124	124	124	119	119	119	114	114	114	109	109	109	107
1	120	116	113	110	117	114	111	108	109	107	105	105	103	102	101	100	99	97
2	112	105	100	95	109	103	98	94	100	96	92	96	93	90	93	91	88	86
3	104	96	89	84	102	94	88	83	91	86	82	88	84	80	86	82	79	77
4	97	87	80	74	95	86	79	74	84	78	73	81	76	72	79	75	71	69
5	91	80	73	67	89	79	72	67	77	71	66	75	70	65	73	69	65	63
6	86	74	66	61	84	73	66	61	72	65	60	70	64	60	68	63	59	58
7	81	69	61	56	79	68	61	56	67	60	55	65	59	55	64	59	55	53
8	76	64	57	52	75	64	57	52	63	56	51	61	55	51	60	55	51	49
9	72	61	53	48	71	60	53	48	59	53	48	58	52	48	57	52	48	46
10	69	57	50	45	68	57	50	45	56	49	45	55	49	45	54	49	45	43

Unified Glare Rating Table

Lum. Name: LED Lamp	Lum. Catalog:	Test ID: t001
Lamp Name: 1171	Lamp Catalog: LED	Test Lab: volnic
Manufacture: NORDECOR	Test Machine:GON-2000	Test Date: 2024/01/17

Unified Glare Rating Table

Ceiling RCC	0.70	0.70	0.50	0.50	0.30	0.70	0.70	0.50	0.50	0.30	
Wall RW	0.50	0.30	0.50	0.30	0.30	0.50	0.30	0.50	0.30	0.30	
Floor RFC	0.20	0.20	0.20	0.20	0.20	0.20	0.20	0.20	0.20	0.20	
Room Size	Vewed crosswise					Vewed endwise					
X=2H	Y=2H	-2.6	-1.2	-2.3	-0.8	-0.5	-2.6	-1.2	-2.3	-0.8	-0.5
	Y=3H	-2.8	-1.4	-2.4	-1.1	-0.8	-2.8	-1.4	-2.4	-1.1	-0.8
	Y=4H	-2.8	-1.6	-2.4	-1.3	-0.9	-2.8	-1.6	-2.4	-1.3	-0.9
	Y=6H	-2.9	-1.8	-2.5	-1.4	-1.0	-2.9	-1.8	-2.5	-1.4	-1.0
	Y=8H	-3.0	-1.9	-2.5	-1.5	-1.1	-3.0	-1.9	-2.5	-1.5	-1.1
	Y=12H	-3.0	-2.0	-2.6	-1.6	-1.1	-3.0	-2.0	-2.6	-1.6	-1.1
X=4H	Y=2H	-2.8	-1.6	-2.4	-1.3	-0.9	-2.8	-1.6	-2.4	-1.3	-0.9
	Y=3H	-3.0	-2.0	-2.6	-1.6	-1.1	-3.0	-2.0	-2.6	-1.6	-1.1
	Y=4H	-3.1	-2.1	-2.6	-1.7	-1.3	-3.1	-2.1	-2.6	-1.7	-1.3
	Y=6H	-3.1	-2.3	-2.7	-1.9	-1.4	-3.1	-2.3	-2.7	-1.9	-1.4
	Y=8H	-3.2	-2.4	-2.7	-2.0	-1.5	-3.2	-2.4	-2.7	-2.0	-1.5
	Y=12H	-3.2	-2.5	-2.8	-2.1	-1.6	-3.2	-2.5	-2.8	-2.1	-1.6
X=8H	Y=4H	-3.2	-2.4	-2.7	-2.0	-1.5	-3.2	-2.4	-2.7	-2.0	-1.5
	Y=6H	-3.3	-2.7	-2.8	-2.2	-1.6	-3.3	-2.7	-2.8	-2.2	-1.6
	Y=8H	-3.4	-2.8	-2.9	-2.3	-1.8	-3.4	-2.8	-2.9	-2.3	-1.8
	Y=12H	-3.4	-2.9	-2.9	-2.4	-1.8	-3.4	-2.9	-2.9	-2.4	-1.8
X=12H	Y=4H	-3.2	-2.5	-2.8	-2.1	-1.6	-3.2	-2.5	-2.8	-2.1	-1.6
	Y=6H	-3.4	-2.8	-2.9	-2.3	-1.8	-3.4	-2.8	-2.9	-2.3	-1.8
	Y=8H	-3.4	-2.9	-2.9	-2.4	-1.8	-3.4	-2.9	-2.9	-2.4	-1.8
Variations with the objverger position at spacings											
S=1.0H	0.0/0.0					0.0/0.0					
S=1.5H	0.0/0.0					0.0/0.0					
S=2.0H	0.0/0.0					0.0/0.0					
Reduced UGR Table:											
Nordic Standard Table:	BKO					BKO					
Correction Value	0.0					0.0					

o the CIE Pub. 117, data has been corrected, refers to the lamp's lumens 8.2flm.

IES Indoor Report

Photometric Filename:1152.IES

Candela Tabulation

V/H	C0.0	C90.0	C180.0	C270.0
γ 0.0	1558.71	1558.71	1558.71	1558.71
γ 1.0	1595.57	1505.15	1546.74	1520.77
γ 2.0	1598.53	1478.13	1505.30	1504.23
γ 3.0	1588.77	1442.27	1452.22	1469.59
γ 4.0	1562.47	1397.23	1388.12	1416.73
γ 5.0	1520.69	1337.07	1312.16	1345.45
γ 6.0	1462.13	1265.06	1222.51	1257.53
γ 7.0	1383.78	1183.70	1121.76	1159.83
γ 8.0	1284.76	1097.71	1012.39	1057.32
γ 9.0	1174.29	1004.51	902.27	949.70
γ 10.0	1056.77	907.55	795.31	843.12
γ 11.0	939.84	807.18	695.21	740.84
γ 12.0	830.36	708.03	605.49	648.09
γ 13.0	730.47	615.43	528.94	564.11
γ 14.0	638.88	533.88	468.48	490.38
γ 15.0	557.09	465.98	418.97	428.23
γ 16.0	487.02	410.29	380.83	377.14
γ 17.0	428.82	367.25	352.21	337.13
γ 18.0	381.92	334.05	330.08	305.94
γ 19.0	347.22	308.39	313.59	281.46
γ 20.0	319.48	288.83	301.91	263.29
γ 21.0	298.25	274.09	290.66	248.31
γ 22.0	280.46	262.07	281.92	235.34
γ 23.0	266.81	251.70	273.38	223.26
γ 24.0	255.23	242.36	265.26	214.02
γ 25.0	244.57	234.55	258.71	205.37
γ 26.0	236.58	226.44	253.03	197.95
γ 27.0	228.19	218.75	246.53	191.61
γ 28.0	221.61	212.51	241.39	185.49
γ 29.0	215.76	205.99	236.30	179.71
γ 30.0	209.95	199.71	230.64	174.85
γ 31.0	205.71	193.83	225.33	170.48
γ 32.0	201.33	188.32	220.07	166.45
γ 33.0	197.65	183.38	214.53	162.80
γ 34.0	194.36	179.00	209.79	160.44
γ 35.0	191.29	175.34	205.51	159.20
γ 36.0	188.62	173.18	201.86	157.99
γ 37.0	185.03	172.06	198.96	154.91
γ 38.0	183.05	171.62	195.96	153.03
γ 39.0	180.92	171.88	193.60	153.05
γ 40.0	179.26	173.20	191.98	153.32
γ 41.0	178.60	174.66	190.66	154.18
γ 42.0	177.69	176.19	189.82	154.32
γ 43.0	177.42	177.40	189.33	154.08
γ 44.0	177.33	178.00	188.71	154.13
γ 45.0	177.53	176.74	186.71	153.45
γ 46.0	177.40	174.59	184.30	151.10

IES Indoor Report
Photometric Filename:1152.IES

Candela Tabulation - (Cont.)

V/H	C0.0	C90.0	C180.0	C270.0
γ 47.0	175.78	171.36	181.70	148.96
γ 48.0	175.64	167.34	178.50	146.99
γ 49.0	175.90	163.80	175.42	145.41
γ 50.0	175.94	160.90	171.67	144.44
γ 51.0	175.81	158.57	167.25	143.36
γ 52.0	174.89	156.48	162.00	142.06
γ 53.0	172.69	153.88	155.22	140.13
γ 54.0	169.17	151.10	145.58	136.63
γ 55.0	164.28	146.47	132.43	129.76
γ 56.0	157.24	137.86	117.02	119.96
γ 57.0	147.81	124.29	100.20	109.24
γ 58.0	133.27	109.32	82.40	97.80
γ 59.0	116.04	92.83	64.46	85.52
γ 60.0	98.40	77.03	49.40	72.16
γ 61.0	80.57	62.39	38.65	59.61
γ 62.0	64.38	50.15	30.54	48.62
γ 63.0	51.30	40.53	24.20	39.52
γ 64.0	40.22	32.67	20.09	31.98
γ 65.0	32.15	26.68	17.38	27.35
γ 66.0	26.77	23.14	15.59	23.50
γ 67.0	22.59	20.34	14.71	21.66
γ 68.0	20.74	18.64	14.09	20.84
γ 69.0	19.60	18.18	13.20	20.47
γ 70.0	18.73	17.82	11.34	19.07
γ 71.0	16.73	16.77	8.73	16.66
γ 72.0	14.43	14.82	5.78	14.13
γ 73.0	11.61	12.21	3.26	10.80
γ 74.0	8.64	8.82	1.81	7.21
γ 75.0	5.77	5.59	0.12	4.63
γ 76.0	3.60	3.10	0.00	2.53
γ 77.0	1.30	0.88	0.00	1.13
γ 78.0	0.51	0.00	0.00	0.60
γ 79.0	0.39	0.00	0.00	0.34
γ 80.0	0.13	0.00	0.00	0.07
γ 81.0	0.02	0.00	0.00	0.00
γ 82.0	0.00	0.00	0.00	0.00
γ 83.0	0.00	0.00	0.00	0.00
γ 84.0	0.00	0.00	0.00	0.00
γ 85.0	0.00	0.00	0.00	0.00
γ 86.0	0.00	0.00	0.00	0.00
γ 87.0	0.00	0.00	0.00	0.00
γ 88.0	0.00	0.00	0.00	0.00
γ 89.0	0.00	0.00	0.00	0.00
γ 90.0	0.00	0.00	0.00	0.00
γ 91.0	0.00	0.00	0.00	0.00
γ 92.0	0.00	0.00	0.00	0.00
γ 93.0	0.00	0.00	0.00	0.00

IES Indoor Report

Photometric Filename:1152.IES

Candela Tabulation - (Cont.)

V/H	C0.0	C90.0	C180.0	C270.0
γ 94.0	0.00	0.00	0.00	0.00
γ 95.0	0.00	0.00	0.00	0.00
γ 96.0	0.00	0.00	0.00	0.00
γ 97.0	0.00	0.00	0.00	0.00
γ 98.0	0.00	0.00	0.00	0.00
γ 99.0	0.00	0.00	0.00	0.00
γ 100.0	0.00	0.00	0.00	0.00
γ 101.0	0.00	0.00	0.00	0.00
γ 102.0	0.00	0.00	0.00	0.00
γ 103.0	0.00	0.00	0.00	0.00
γ 104.0	0.00	0.00	0.00	0.00
γ 105.0	0.00	0.00	0.00	0.00
γ 106.0	0.00	0.00	0.00	0.00
γ 107.0	0.00	0.00	0.00	0.00
γ 108.0	0.00	0.00	0.00	0.00
γ 109.0	0.00	0.00	0.00	0.00
γ 110.0	0.00	0.00	0.00	0.00
γ 111.0	0.00	0.00	0.00	0.00
γ 112.0	0.00	0.00	0.00	0.00
γ 113.0	0.00	0.00	0.00	0.00
γ 114.0	0.00	0.00	0.00	0.00
γ 115.0	0.00	0.00	0.00	0.00
γ 116.0	0.00	0.00	0.00	0.00
γ 117.0	0.00	0.00	0.00	0.00
γ 118.0	0.00	0.00	0.00	0.00
γ 119.0	0.00	0.00	0.00	0.00
γ 120.0	0.00	0.00	0.00	0.00
γ 121.0	0.00	0.00	0.00	0.00
γ 122.0	0.00	0.00	0.00	0.00
γ 123.0	0.00	0.00	0.00	0.00
γ 124.0	0.00	0.00	0.00	0.00
γ 125.0	0.00	0.00	0.00	0.00
γ 126.0	0.00	0.00	0.00	0.00
γ 127.0	0.00	0.00	0.00	0.00
γ 128.0	0.00	0.00	0.00	0.00
γ 129.0	0.00	0.00	0.00	0.00
γ 130.0	0.00	0.00	0.00	0.00
γ 131.0	0.00	0.00	0.00	0.00
γ 132.0	0.00	0.00	0.00	0.00
γ 133.0	0.00	0.00	0.00	0.00
γ 134.0	0.00	0.00	0.00	0.00
γ 135.0	0.00	0.00	0.00	0.00
γ 136.0	0.00	0.00	0.00	0.00
γ 137.0	0.00	0.00	0.00	0.00
γ 138.0	0.00	0.00	0.00	0.00
γ 139.0	0.00	0.00	0.00	0.00
γ 140.0	0.00	0.00	0.00	0.00

IES Indoor Report

Photometric Filename:1152.IES

Candela Tabulation - (Cont.)

V/H	C0.0	C90.0	C180.0	C270.0
γ 141.0	0.00	0.00	0.00	0.00
γ 142.0	0.00	0.00	0.00	0.00
γ 143.0	0.00	0.00	0.00	0.00
γ 144.0	0.00	0.00	0.00	0.00
γ 145.0	0.00	0.00	0.00	0.04
γ 146.0	0.04	0.00	0.00	0.08
γ 147.0	0.11	0.00	0.00	0.14
γ 148.0	0.12	0.00	0.00	0.27
γ 149.0	0.22	0.00	0.00	0.29
γ 150.0	0.28	0.00	0.00	0.35
γ 151.0	0.36	0.00	0.00	0.38
γ 152.0	0.39	0.00	0.00	0.48
γ 153.0	0.44	0.00	0.00	0.51
γ 154.0	0.54	0.05	0.00	0.57
γ 155.0	0.57	0.06	0.06	0.61
γ 156.0	0.64	0.13	0.09	0.65
γ 157.0	0.67	0.20	0.09	0.67
γ 158.0	0.70	0.18	0.14	0.68
γ 159.0	0.73	0.23	0.16	0.68
γ 160.0	0.76	0.28	0.18	0.73
γ 161.0	0.78	0.31	0.22	0.73
γ 162.0	0.79	0.34	0.22	0.75
γ 163.0	0.85	0.37	0.22	0.77
γ 164.0	0.85	0.36	0.23	0.76
γ 165.0	0.82	0.37	0.28	0.76
γ 166.0	0.84	0.39	0.27	0.75
γ 167.0	0.85	0.38	0.24	0.76
γ 168.0	0.83	0.39	0.25	0.74
γ 169.0	0.84	0.38	0.23	0.77
γ 170.0	0.81	0.41	0.21	0.71
γ 171.0	0.81	0.35	0.25	0.76
γ 172.0	0.78	0.39	0.22	0.74
γ 173.0	0.79	0.39	0.21	0.68
γ 174.0	0.76	0.39	0.18	0.71
γ 175.0	0.74	0.39	0.24	0.71
γ 176.0	0.73	0.33	0.18	0.67
γ 177.0	0.72	0.31	0.24	0.65
γ 178.0	0.70	0.37	0.22	0.67
γ 179.0	0.67	0.35	0.23	0.65
γ 180.0	0.44	0.44	0.44	0.44