

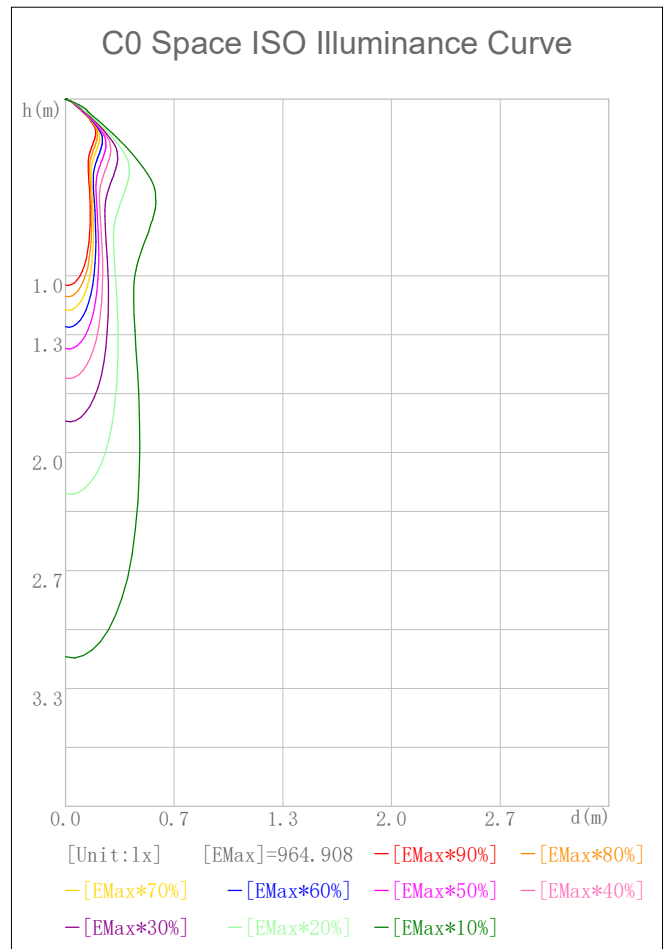
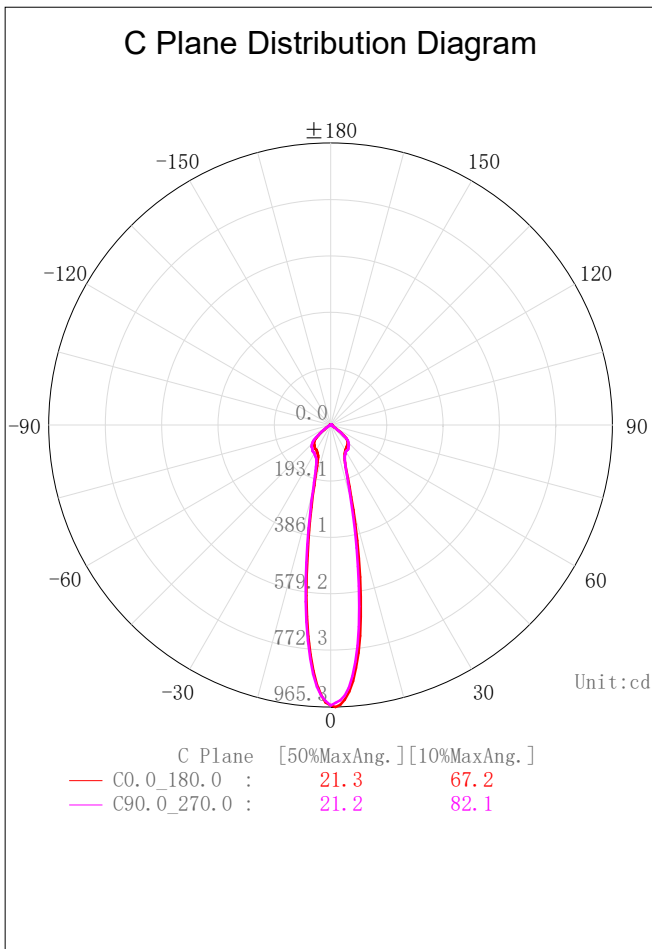
Indoor Luminaire Photometric Data

Description Information

Luminary Name: LED Lamp		Lum. Catalog:	Test ID: t001
Lamp Name: 1163		Lamp Catalog: LED	Test Date: 2024/01/24
Manufacture: NORDECOR		Shld. Ang(°):	Test Machine:GON-2000
Test Lab: volnic		Frequency(Hz):	Lamp CCT(K): Ra:
Lum. Size (W*L*H):0.000m*0.000m*0.000m		Lum. Area(m2):0.000	Lum. W(kg): 0.000
Test System: C, γ	Test Step: C=90.0 γ =1.0	Temp. (°C): 25	Humidity(%): 60.0

Character Parameter

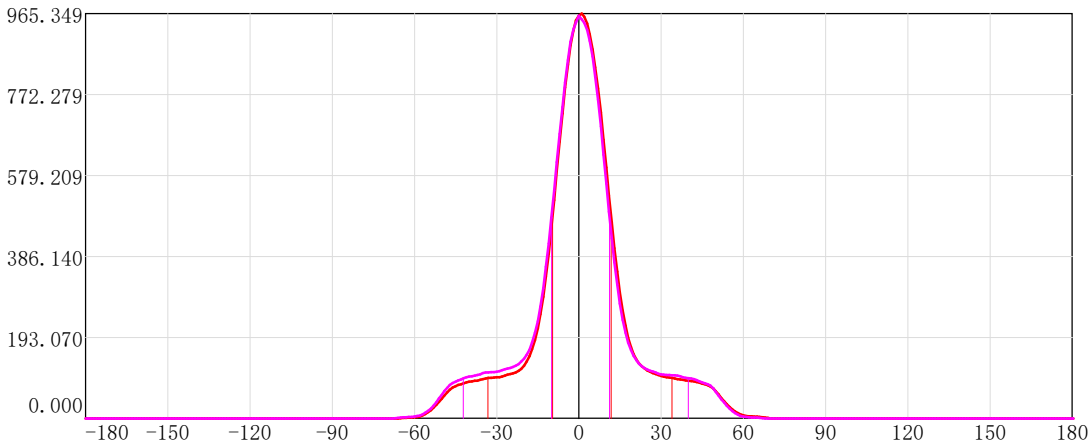
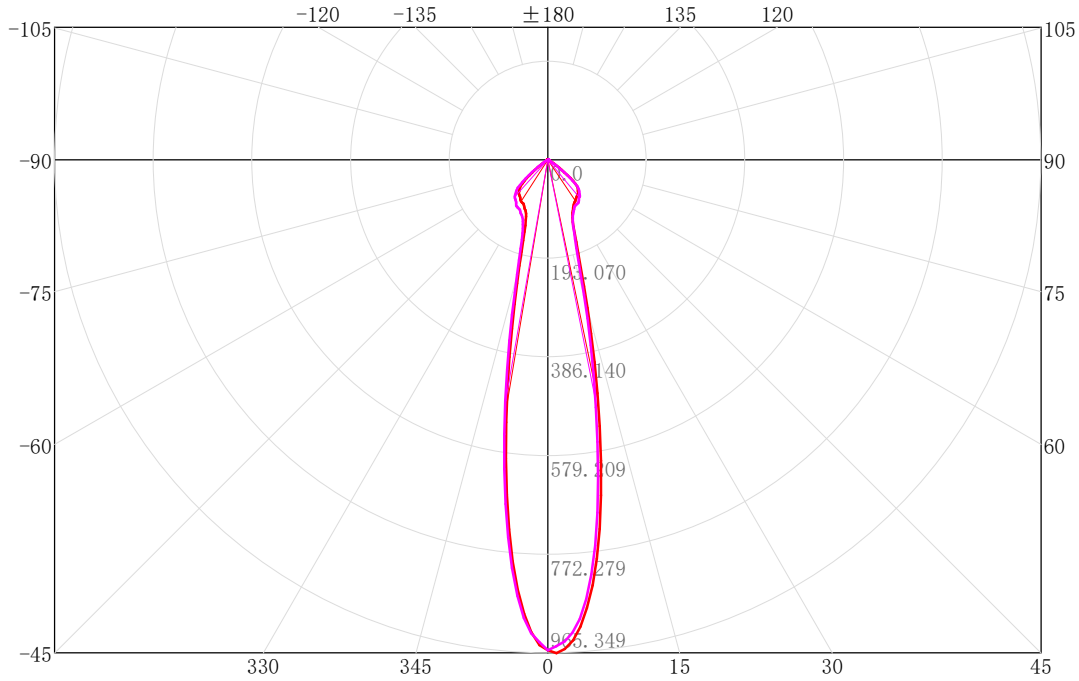
Lamp Speciality Parameter		Luminaire Speciality Parameter	
Rated Flux(lm): 300.000	Luminary Flux(lm): 346.179	Field Angle(10%Imax): 67.2(°)	
Rated Power(W):	Luminary Efficiency: 115.39%	Down Lumens&Percent: 346.179lm 100.00%	
Rated Voltage(V):	Luminary EER(lm/W): 75.437	Up Lumens&Percent: 0.000lm 0.00%	
Tested Power(W): 4.589	Max. Candela(cd): 965.349	S/MH: C0_a180=0.365 C90_270=0.361	
Lamps' Inside: 1	Max Cand@Ang. (°): C=0.0 γ =1.0	CIE Type: Semi-Direct	
Tested Electrics(V, A, pf):220.0, 0.045, 0.455	Beam Angle(50%Imax): 21.3(°)	ErP Φ use(90°): 290.218lm	
Lamp Size(W*L*H):0.000m*0.000m*0.000m	Left=-9.6°, Right=11.8°	IRF(%): 610.001	



2D Plane Light Intensity Distribution Curve

Lum. Name: LED Lamp	Lum. Catalog:	Test ID: t001
Lamp Name: 1163	Lamp Catalog: LED	Test Lab: volnic
Manufacture: NORDECOR	Test Machine:GON-2000	Test Date: 2024/01/24

C Plane Distribution Diagram




	C Plane	[50%MaxAng.]	[10%MaxAng.]	Unit:cd
—	C0.0_180.0 :	21.3	67.2	
—	C90.0_270.0 :	21.2	82.1	

3D Light Intensity Distribution Modal

Lum. Name: LED Lamp	Lum. Catalog:	Test ID: t001
Lamp Name: 1163	Lamp Catalog: LED	Test Lab: volnic
Manufacture: NORDECOR	Test Machine:GON-2000	Test Date: 2024/01/24

3D Light Intensity Distribution Modal



Curves: 3D Model —— Fixture —— Vert. HUD —— Hori. HUD ——
View Angles: Orient:0 Tilt:0 Roll:0 Spin:0

IES Indoor Report

Photometric Filename:1137.IES

Zonal Flux Tabulation

Zone (γ)	Zone Flux (lm)	Sums Flux (lm)	Zone%Lamp	Sums%Lamp	Zone (γ)	Zone Flux (lm)	Sums Flux (lm)	Zone%Lamp	Sums%Lamp
0.0-1.0	0.92	0.92	0.31	0.31	47.0-48.0	6.07	311.42	2.02	103.81
1.0-2.0	2.71	3.63	0.90	1.21	48.0-49.0	5.69	317.11	1.90	105.70
2.0-3.0	4.43	8.06	1.48	2.69	49.0-50.0	5.17	322.28	1.72	107.43
3.0-4.0	6.00	14.06	2.00	4.69	50.0-51.0	4.56	326.84	1.52	108.95
4.0-5.0	7.37	21.42	2.46	7.14	51.0-52.0	3.92	330.76	1.31	110.25
5.0-6.0	8.48	29.90	2.83	9.97	52.0-53.0	3.28	334.04	1.09	111.35
6.0-7.0	9.32	39.23	3.11	13.08	53.0-54.0	2.69	336.73	0.90	112.24
7.0-8.0	9.86	49.09	3.29	16.36	54.0-55.0	2.14	338.87	0.71	112.96
8.0-9.0	10.10	59.19	3.37	19.73	55.0-56.0	1.66	340.53	0.55	113.51
9.0-10.0	10.06	69.25	3.35	23.08	56.0-57.0	1.26	341.79	0.42	113.93
10.0-11.0	9.81	79.06	3.27	26.35	57.0-58.0	0.94	342.74	0.31	114.25
11.0-12.0	9.38	88.44	3.13	29.48	58.0-59.0	0.70	343.44	0.23	114.48
12.0-13.0	8.83	97.26	2.94	32.42	59.0-60.0	0.53	343.97	0.18	114.66
13.0-14.0	8.21	105.47	2.74	35.16	60.0-61.0	0.43	344.40	0.14	114.80
14.0-15.0	7.58	113.05	2.53	37.68	61.0-62.0	0.37	344.77	0.12	114.92
15.0-16.0	6.98	120.03	2.33	40.01	62.0-63.0	0.33	345.10	0.11	115.03
16.0-17.0	6.45	126.48	2.15	42.16	63.0-64.0	0.30	345.40	0.10	115.13
17.0-18.0	6.01	132.49	2.00	44.16	64.0-65.0	0.26	345.66	0.09	115.22
18.0-19.0	5.69	138.18	1.90	46.06	65.0-66.0	0.21	345.87	0.07	115.29
19.0-20.0	5.46	143.64	1.82	47.88	66.0-67.0	0.15	346.02	0.05	115.34
20.0-21.0	5.30	148.94	1.77	49.65	67.0-68.0	0.09	346.11	0.03	115.37
21.0-22.0	5.22	154.16	1.74	51.39	68.0-69.0	0.05	346.15	0.02	115.38
22.0-23.0	5.19	159.35	1.73	53.12	69.0-70.0	0.02	346.17	0.01	115.39
23.0-24.0	5.22	164.57	1.74	54.86	70.0-71.0	0.00	346.18	0.00	115.39
24.0-25.0	5.27	169.84	1.76	56.61	71.0-72.0	0.00	346.18	0.00	115.39
25.0-26.0	5.35	175.19	1.78	58.40	72.0-73.0	0.00	346.18	0.00	115.39
26.0-27.0	5.44	180.62	1.81	60.21	73.0-74.0	0.00	346.18	0.00	115.39
27.0-28.0	5.51	186.13	1.84	62.04	74.0-75.0	0.00	346.18	0.00	115.39
28.0-29.0	5.58	191.71	1.86	63.90	75.0-76.0	0.00	346.18	0.00	115.39
29.0-30.0	5.65	197.36	1.88	65.79	76.0-77.0	0.00	346.18	0.00	115.39
30.0-31.0	5.77	203.13	1.92	67.71	77.0-78.0	0.00	346.18	0.00	115.39
31.0-32.0	5.90	209.03	1.97	69.68	78.0-79.0	0.00	346.18	0.00	115.39
32.0-33.0	6.03	215.05	2.01	71.68	79.0-80.0	0.00	346.18	0.00	115.39
33.0-34.0	6.15	221.20	2.05	73.73	80.0-81.0	0.00	346.18	0.00	115.39
34.0-35.0	6.26	227.46	2.09	75.82	81.0-82.0	0.00	346.18	0.00	115.39
35.0-36.0	6.32	233.78	2.11	77.93	82.0-83.0	0.00	346.18	0.00	115.39
36.0-37.0	6.37	240.15	2.12	80.05	83.0-84.0	0.00	346.18	0.00	115.39
37.0-38.0	6.42	246.57	2.14	82.19	84.0-85.0	0.00	346.18	0.00	115.39
38.0-39.0	6.48	253.05	2.16	84.35	85.0-86.0	0.00	346.18	0.00	115.39
39.0-40.0	6.55	259.60	2.18	86.53	86.0-87.0	0.00	346.18	0.00	115.39
40.0-41.0	6.62	266.22	2.21	88.74	87.0-88.0	0.00	346.18	0.00	115.39
41.0-42.0	6.65	272.87	2.22	90.96	88.0-89.0	0.00	346.18	0.00	115.39
42.0-43.0	6.63	279.50	2.21	93.17	89.0-90.0	0.00	346.18	0.00	115.39
43.0-44.0	6.58	286.08	2.19	95.36	90.0-91.0	0.00	346.18	0.00	115.39
44.0-45.0	6.52	292.60	2.17	97.53	91.0-92.0	0.00	346.18	0.00	115.39
45.0-46.0	6.44	299.04	2.15	99.68	92.0-93.0	0.00	346.18	0.00	115.39
46.0-47.0	6.31	305.35	2.10	101.78	93.0-94.0	0.00	346.18	0.00	115.39

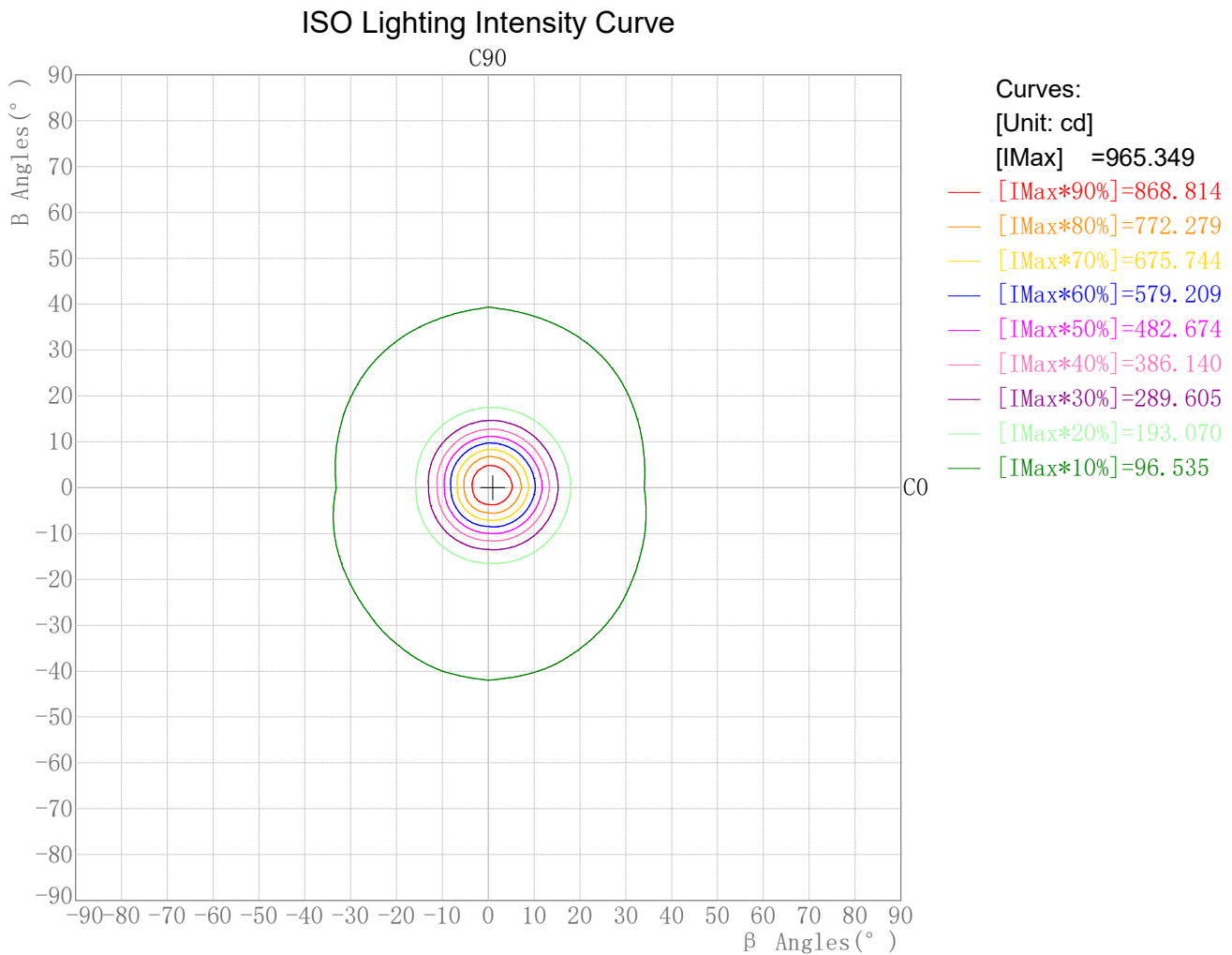
IES Indoor Report
Photometric Filename:1137.IES

Zonal Flux Tabulation - (Cont.)

Zone (γ)	Zone Flux (lm)	Sums Flux (lm)	Zone%Lamp	Sums%Lamp	Zone (γ)	Zone Flux (lm)	Sums Flux (lm)	Zone%Lamp	Sums%Lamp
94.0-95.0	0.00	346.18	0.00	115.39	141.0-142.0	0.00	346.18	0.00	115.39
95.0-96.0	0.00	346.18	0.00	115.39	142.0-143.0	0.00	346.18	0.00	115.39
96.0-97.0	0.00	346.18	0.00	115.39	143.0-144.0	0.00	346.18	0.00	115.39
97.0-98.0	0.00	346.18	0.00	115.39	144.0-145.0	0.00	346.18	0.00	115.39
98.0-99.0	0.00	346.18	0.00	115.39	145.0-146.0	0.00	346.18	0.00	115.39
99.0-100.0	0.00	346.18	0.00	115.39	146.0-147.0	0.00	346.18	0.00	115.39
100.0-101.0	0.00	346.18	0.00	115.39	147.0-148.0	0.00	346.18	0.00	115.39
101.0-102.0	0.00	346.18	0.00	115.39	148.0-149.0	0.00	346.18	0.00	115.39
102.0-103.0	0.00	346.18	0.00	115.39	149.0-150.0	0.00	346.18	0.00	115.39
103.0-104.0	0.00	346.18	0.00	115.39	150.0-151.0	0.00	346.18	0.00	115.39
104.0-105.0	0.00	346.18	0.00	115.39	151.0-152.0	0.00	346.18	0.00	115.39
105.0-106.0	0.00	346.18	0.00	115.39	152.0-153.0	0.00	346.18	0.00	115.39
106.0-107.0	0.00	346.18	0.00	115.39	153.0-154.0	0.00	346.18	0.00	115.39
107.0-108.0	0.00	346.18	0.00	115.39	154.0-155.0	0.00	346.18	0.00	115.39
108.0-109.0	0.00	346.18	0.00	115.39	155.0-156.0	0.00	346.18	0.00	115.39
109.0-110.0	0.00	346.18	0.00	115.39	156.0-157.0	0.00	346.18	0.00	115.39
110.0-111.0	0.00	346.18	0.00	115.39	157.0-158.0	0.00	346.18	0.00	115.39
111.0-112.0	0.00	346.18	0.00	115.39	158.0-159.0	0.00	346.18	0.00	115.39
112.0-113.0	0.00	346.18	0.00	115.39	159.0-160.0	0.00	346.18	0.00	115.39
113.0-114.0	0.00	346.18	0.00	115.39	160.0-161.0	0.00	346.18	0.00	115.39
114.0-115.0	0.00	346.18	0.00	115.39	161.0-162.0	0.00	346.18	0.00	115.39
115.0-116.0	0.00	346.18	0.00	115.39	162.0-163.0	0.00	346.18	0.00	115.39
116.0-117.0	0.00	346.18	0.00	115.39	163.0-164.0	0.00	346.18	0.00	115.39
117.0-118.0	0.00	346.18	0.00	115.39	164.0-165.0	0.00	346.18	0.00	115.39
118.0-119.0	0.00	346.18	0.00	115.39	165.0-166.0	0.00	346.18	0.00	115.39
119.0-120.0	0.00	346.18	0.00	115.39	166.0-167.0	0.00	346.18	0.00	115.39
120.0-121.0	0.00	346.18	0.00	115.39	167.0-168.0	0.00	346.18	0.00	115.39
121.0-122.0	0.00	346.18	0.00	115.39	168.0-169.0	0.00	346.18	0.00	115.39
122.0-123.0	0.00	346.18	0.00	115.39	169.0-170.0	0.00	346.18	0.00	115.39
123.0-124.0	0.00	346.18	0.00	115.39	170.0-171.0	0.00	346.18	0.00	115.39
124.0-125.0	0.00	346.18	0.00	115.39	171.0-172.0	0.00	346.18	0.00	115.39
125.0-126.0	0.00	346.18	0.00	115.39	172.0-173.0	0.00	346.18	0.00	115.39
126.0-127.0	0.00	346.18	0.00	115.39	173.0-174.0	0.00	346.18	0.00	115.39
127.0-128.0	0.00	346.18	0.00	115.39	174.0-175.0	0.00	346.18	0.00	115.39
128.0-129.0	0.00	346.18	0.00	115.39	175.0-176.0	0.00	346.18	0.00	115.39
129.0-130.0	0.00	346.18	0.00	115.39	176.0-177.0	0.00	346.18	0.00	115.39
130.0-131.0	0.00	346.18	0.00	115.39	177.0-178.0	0.00	346.18	0.00	115.39
131.0-132.0	0.00	346.18	0.00	115.39	178.0-179.0	0.00	346.18	0.00	115.39
132.0-133.0	0.00	346.18	0.00	115.39	179.0-180.0	0.00	346.18	0.00	115.39
133.0-134.0	0.00	346.18	0.00	115.39					
134.0-135.0	0.00	346.18	0.00	115.39					
135.0-136.0	0.00	346.18	0.00	115.39					
136.0-137.0	0.00	346.18	0.00	115.39					
137.0-138.0	0.00	346.18	0.00	115.39					
138.0-139.0	0.00	346.18	0.00	115.39					
139.0-140.0	0.00	346.18	0.00	115.39					
140.0-141.0	0.00	346.18	0.00	115.39					

Rectangle ISO Lighting Intensity Diagram

Lum. Name: LED Lamp	Lum. Catalog:	Test ID: t001
Lamp Name: 1163	Lamp Catalog: LED	Test Lab: volnic
Manufacture: NORDECOR	Test Machine:GON-2000	Test Date: 2024/01/24

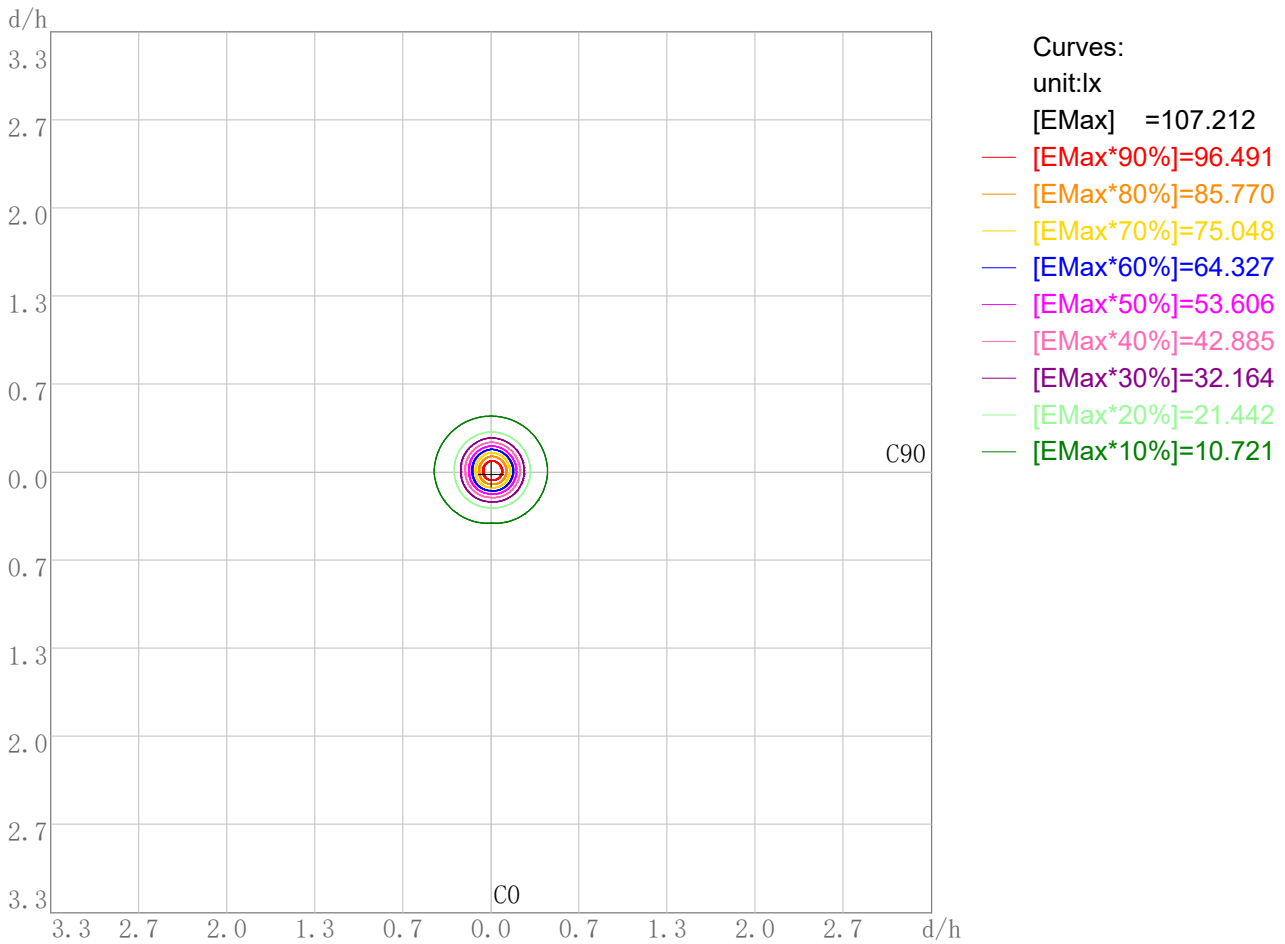


Maximum Light Intensity(cd): 965.35
Maximum Cand.@Angle: H=1.0°,V=0.0°

Plane ISO-Illuminance Diagram

Lum. Name: LED Lamp	Lum. Catalog:	Test ID: t001
Lamp Name: 1163	Lamp Catalog: LED	Test Lab: volnic
Manufacture: NORDECOR	Test Machine:GON-2000	Test Date: 2024/01/24

Plane ISO-Illuminance Curve




Working Plane Luminaire Mounting Height(m): 3.00
Working Plane Maximum Illuminance(lx): 107.21
Working Plane Maximum Illuminance Position(d/h):H0.0 V0.0

3D Plane ISO Illuminance Diagram

Lum. Name: LED Lamp	Lum. Catalog:	Test ID: t001
Lamp Name: 1163	Lamp Catalog: LED	Test Lab: volnic
Manufacture: NORDECOR	Test Machine:GON-2000	Test Date: 2024/01/24

3D Plane Illuminance Modal

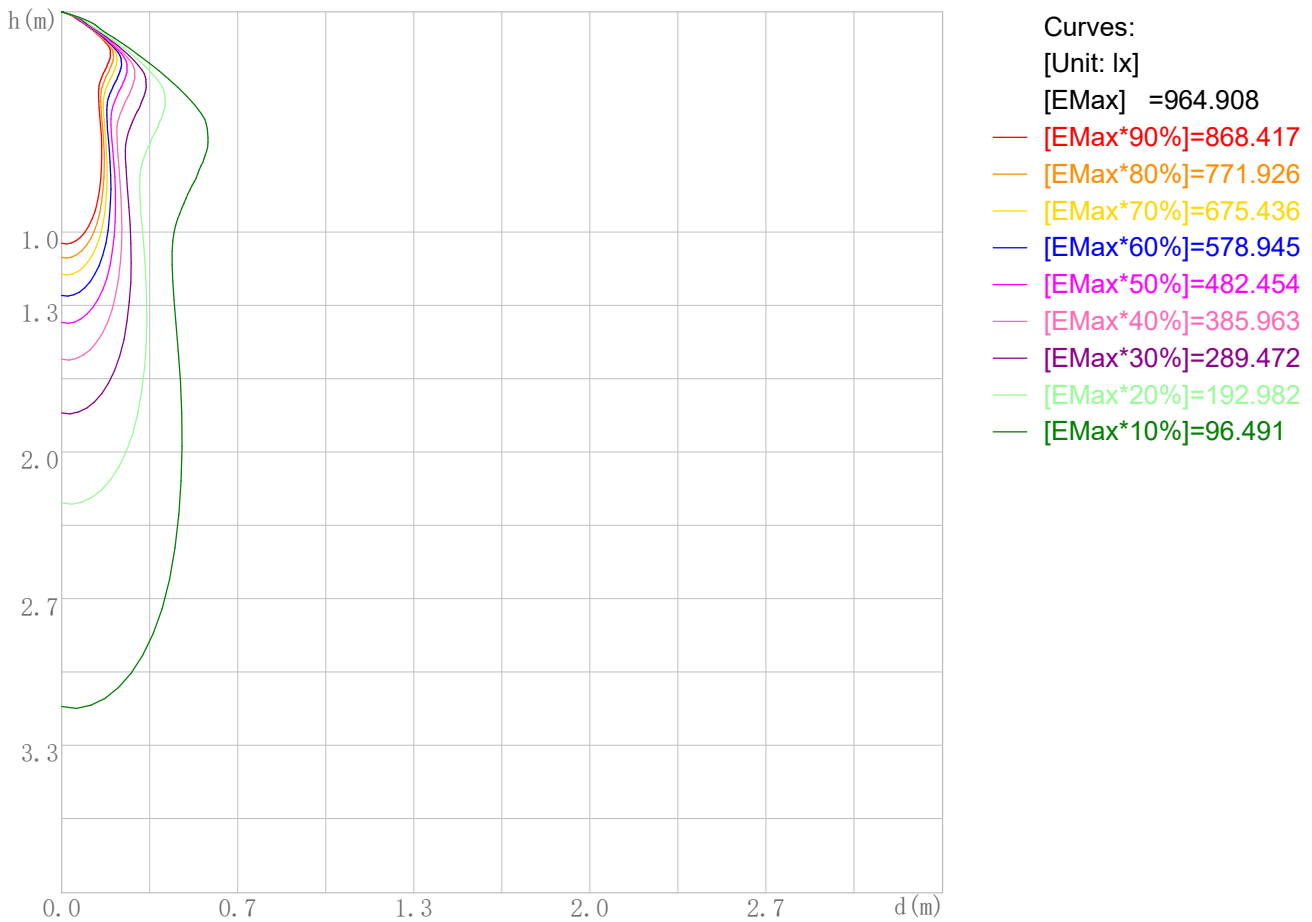


Curves: 3D Model — 90% — 80% — 70% — 60% — 50% — 40% — 30% — 20% — 10% —
View Angles(deg): 0 Height(m): 3.0 Distance(m): 10.0

Space ISO Illuminance Diagram

Lum. Name: LED Lamp	Lum. Catalog:	Test ID: t001
Lamp Name: 1163	Lamp Catalog: LED	Test Lab: volnic
Manufacture: NORDECOR	Test Machine:GON-2000	Test Date: 2024/01/24

Space ISO Illuminance Curve

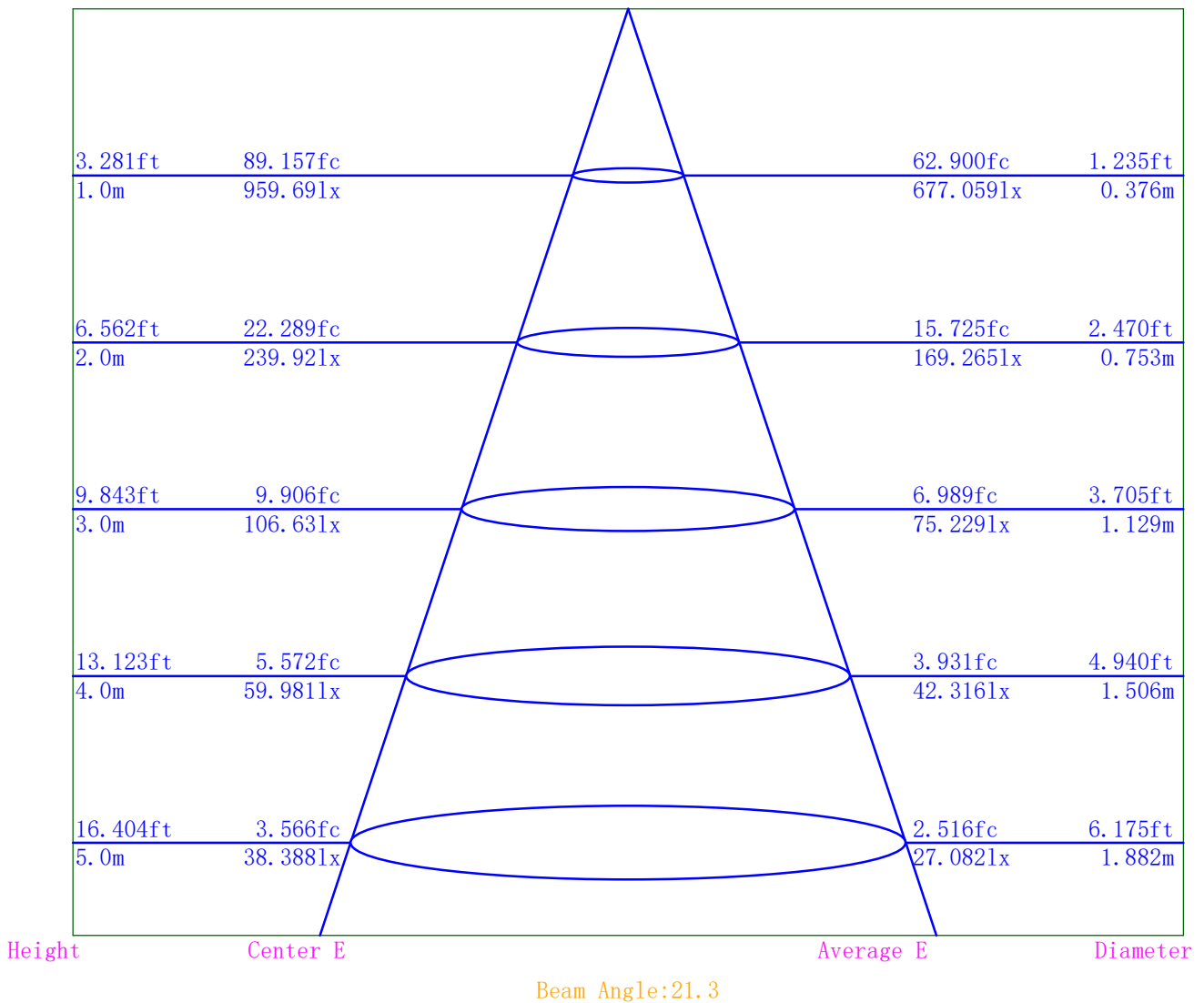


Space Plane Maximum Illuminance and @Angle:964.91lx,1.0deg
Plane Maximum Lighting Intensity and @Angle:965.349cd,0deg

Illuminance-Distance Diagram

Lum. Name: LED Lamp	Lum. Catalog:	Test ID: t001
Lamp Name: 1163	Lamp Catalog: LED	Test Lab: volnic
Manufacture: NORDECOR	Test Machine:GON-2000	Test Date: 2024/01/24

Illuminance-Distance Curve



Indoor Luminance Limiting Curves

Lum. Name: LED Lamp	Lum. Catalog:	Test ID: t001
Lamp Name: 1163	Lamp Catalog: LED	Test Lab: volnic
Manufacture: NORDECOR	Test Machine: GON-2000	Test Date: 2024/01/24

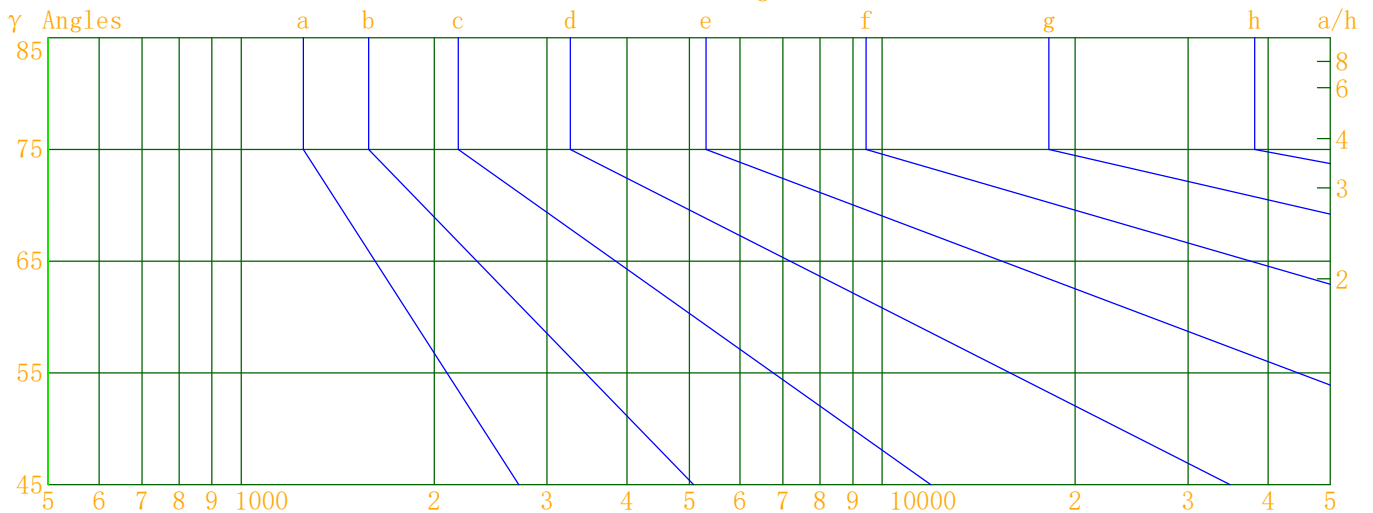
Glare Grade Table

GI	Quality	Using Illuminance							
		a	b	c	d	e	f	g	h
1.15	A	2000	1000	500	<=300				
1.5	B		2000	1000	500	<=300			
1.85	C			2000	1000	500	<=300		
2.2	D				2000	1000	500	<=300	
2.55	E	a				2000	1000	500	<=300
			b	c	d	e	f	g	h

Luminance Table

Gama (deg)	45	50	55	60	65	70	75	80	85
C0	0	0	0	0	0	0	0	0	0
C90	0	0	0	0	0	0	0	0	0

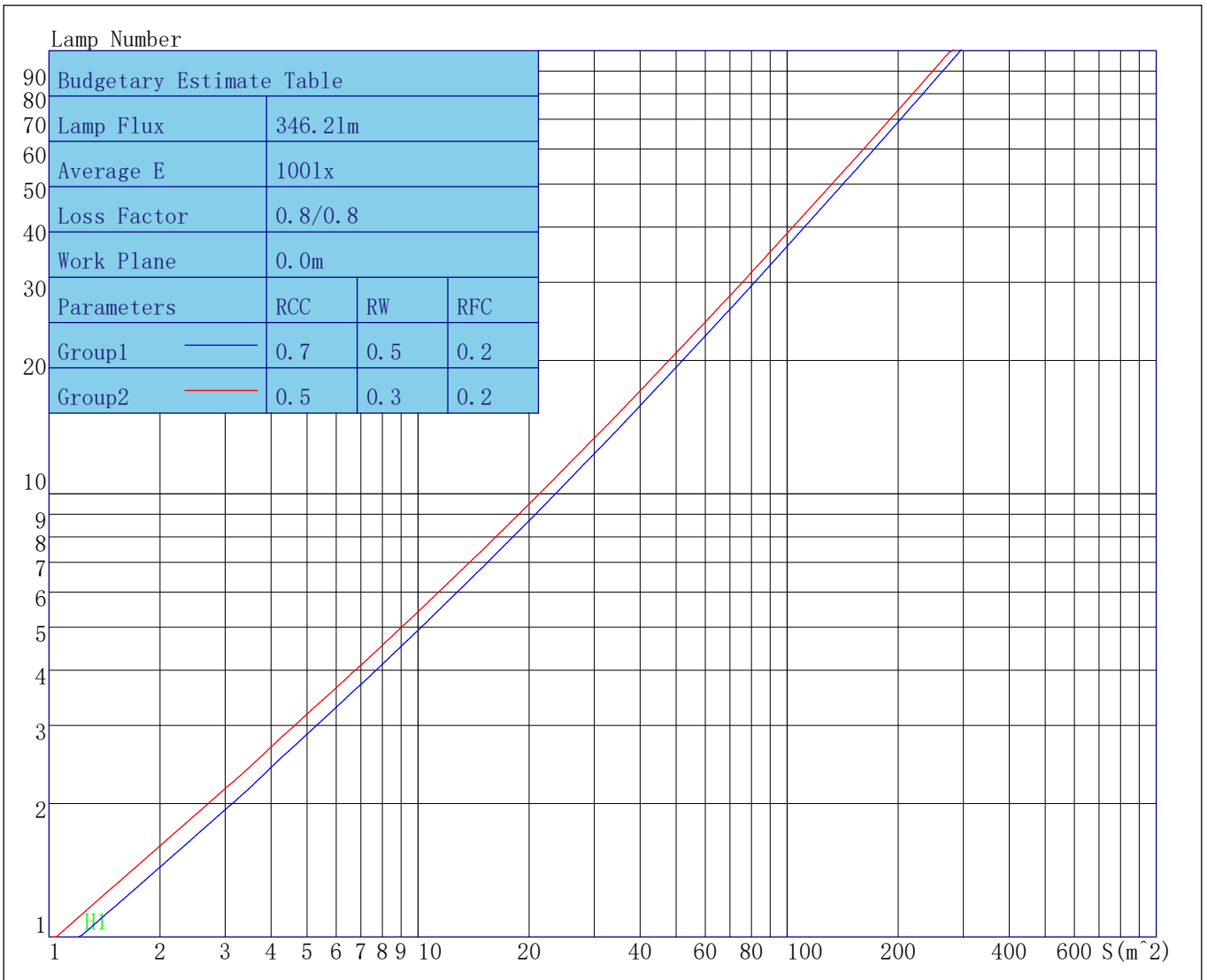
Luminance Limiting Curve



Luminous Size: Length(m)=0.000 Width(m)=0.000 Height(m)=0.000 Area(m^2)=0.000000
 Luminous Type: Without Luminous Side
 Luminous Curves: C0-C180 Color: — C90-C270 Color: —

Indoor Budgetary Estimate Table

Lum. Name: LED Lamp	Lum. Catalog:	Test ID: t001
Lamp Name: 1163	Lamp Catalog: LED	Test Lab: volnic
Manufacture: NORDECOR	Test Machine:GON-2000	Test Date: 2024/01/24



Parameters1: Rhocc = 0.7 Rhow = 0.5 Rhofc = 0.2 LLF = 0.8
Parameters2: Rhocc = 0.5 Rhow = 0.3 Rhofc = 0.2 LLF = 0.8
Average Illuminance(lx): 100 Cavity Height: H1(m) = 2

Indoor Coefficient of Utilization Table

Lum. Name: LED Lamp	Lum. Catalog:	Test ID: t001
Lamp Name: 1163	Lamp Catalog: LED	Test Lab: volnic
Manufacture: NORDECOR	Test Machine:GON-2000	Test Date: 2024/01/24

Coefficients of Utilization - Zonal Cavity Method																					
Coef.	Effective Floor Cavity Reflectance RFC=0.20																				
RhoCC (%)	80				70				50				30				10				0
RhoW (%)	70	50	30	10	70	50	30	10	50	30	10	50	30	10	50	30	10	50	30	10	0
RCR	Coefficient of Utilization (%)																				
0	137	137	137	137	134	134	134	134	128	128	128	123	123	123	118	118	118	115			
1	131	127	124	122	128	125	122	120	120	118	116	116	114	112	112	110	109	107			
2	124	118	113	108	121	116	111	107	112	108	105	108	105	103	105	103	100	99			
3	117	109	103	98	114	107	102	97	104	99	95	101	97	94	99	95	93	91			
4	110	101	94	89	108	100	93	89	97	92	87	95	90	86	93	89	85	84			
5	104	94	87	82	102	93	86	81	91	85	81	89	84	80	87	83	79	77			
6	99	88	81	76	97	87	80	75	85	79	75	84	78	74	82	78	74	72			
7	94	83	76	70	92	82	75	70	81	74	70	79	74	70	78	73	69	67			
8	90	78	71	66	88	77	71	66	76	70	66	75	69	65	74	69	65	63			
9	85	74	67	62	84	73	67	62	72	66	62	71	66	62	70	65	61	60			
10	82	70	63	59	81	70	63	59	69	63	59	68	62	58	67	62	58	57			

Unified Glare Rating Table

Lum. Name: LED Lamp	Lum. Catalog:	Test ID: t001
Lamp Name: 1163	Lamp Catalog: LED	Test Lab: volnic
Manufacture: NORDECOR	Test Machine:GON-2000	Test Date: 2024/01/24

Unified Glare Rating Table

Ceiling RCC	0.70	0.70	0.50	0.50	0.30	0.70	0.70	0.50	0.50	0.30
Wall RW	0.50	0.30	0.50	0.30	0.30	0.50	0.30	0.50	0.30	0.30
Floor RFC	0.20	0.20	0.20	0.20	0.20	0.20	0.20	0.20	0.20	0.20
Room Size	Vewed crosswise					Vewed endwise				
X=2H Y=2H	-5.6	-4.2	-5.2	-3.9	-3.6	-5.6	-4.2	-5.2	-3.9	-3.6
Y=3H	-5.8	-4.5	-5.4	-4.2	-3.8	-5.8	-4.5	-5.4	-4.2	-3.8
Y=4H	-5.8	-4.6	-5.4	-4.3	-3.9	-5.8	-4.6	-5.4	-4.3	-3.9
Y=6H	-5.9	-4.8	-5.5	-4.4	-4.1	-5.9	-4.8	-5.5	-4.4	-4.1
Y=8H	-6.0	-4.9	-5.6	-4.5	-4.1	-6.0	-4.9	-5.6	-4.5	-4.1
Y=12H	-6.0	-5.0	-5.6	-4.6	-4.2	-6.0	-5.0	-5.6	-4.6	-4.2
X=4H Y=2H	-5.8	-4.6	-5.4	-4.3	-3.9	-5.8	-4.6	-5.4	-4.3	-3.9
Y=3H	-6.0	-5.0	-5.6	-4.6	-4.2	-6.0	-5.0	-5.6	-4.6	-4.2
Y=4H	-6.1	-5.2	-5.7	-4.8	-4.3	-6.1	-5.2	-5.7	-4.8	-4.3
Y=6H	-6.2	-5.4	-5.8	-4.9	-4.5	-6.2	-5.4	-5.8	-4.9	-4.5
Y=8H	-6.3	-5.5	-5.8	-5.0	-4.6	-6.3	-5.5	-5.8	-5.0	-4.6
Y=12H	-6.4	-5.6	-5.9	-5.1	-4.7	-6.4	-5.6	-5.9	-5.1	-4.7
X=8H Y=4H	-6.3	-5.5	-5.8	-5.0	-4.6	-6.3	-5.5	-5.8	-5.0	-4.6
Y=6H	-6.4	-5.7	-6.0	-5.2	-4.6	-6.4	-5.7	-6.0	-5.2	-4.6
Y=8H	-6.5	-5.8	-6.0	-5.3	-4.8	-6.5	-5.8	-6.0	-5.3	-4.8
Y=12H	-6.6	-5.9	-6.1	-5.4	-4.9	-6.6	-5.9	-6.1	-5.4	-4.9
X=12H Y=4H	-6.4	-5.6	-5.9	-5.1	-4.7	-6.4	-5.6	-5.9	-5.1	-4.7
Y=6H	-6.5	-5.8	-6.0	-5.4	-4.8	-6.5	-5.8	-6.0	-5.4	-4.8
Y=8H	-6.6	-5.9	-6.1	-5.4	-4.9	-6.6	-5.9	-6.1	-5.4	-4.9
Variations with the objerver position at spacings										
S=1.0H	0.0/0.0					0.0/0.0				
S=1.5H	0.0/0.0					0.0/0.0				
S=2.0H	0.0/0.0					0.0/0.0				
Reduced UGR Table:										
Nordic Standard Table:	BKO					BKO				
Correction Value	0.0					0.0				

o the CIE Pub. 117, data has been corrected, refers to the lamp's lumens 8.2flm.

IES Indoor Report

Photometric Filename:1137.IES

Candela Tabulation

V/H	C0.0	C90.0	C180.0	C270.0
γ 0.0	959.69	959.69	959.69	959.69
γ 1.0	965.35	951.58	949.65	944.29
γ 2.0	957.91	942.93	924.84	926.93
γ 3.0	941.38	926.67	889.48	897.92
γ 4.0	915.43	900.78	843.41	855.08
γ 5.0	880.22	862.79	788.83	801.57
γ 6.0	836.84	815.85	726.88	742.43
γ 7.0	786.40	760.44	660.25	678.64
γ 8.0	729.17	696.91	590.34	610.91
γ 9.0	664.73	628.88	520.21	543.36
γ 10.0	597.97	560.30	453.89	478.43
γ 11.0	530.88	493.35	393.15	417.60
γ 12.0	466.68	430.01	338.24	361.41
γ 13.0	406.02	372.21	289.95	310.88
γ 14.0	350.53	319.83	249.05	267.16
γ 15.0	300.51	273.75	214.86	232.36
γ 16.0	257.36	235.21	186.81	204.21
γ 17.0	221.12	204.38	165.23	181.26
γ 18.0	192.49	181.06	148.45	164.34
γ 19.0	170.51	163.50	135.62	151.92
γ 20.0	153.41	149.61	125.60	142.87
γ 21.0	140.38	138.90	118.54	135.71
γ 22.0	130.93	130.83	113.64	129.96
γ 23.0	124.01	124.69	110.24	125.73
γ 24.0	118.80	120.11	107.86	122.65
γ 25.0	114.77	116.48	106.11	120.51
γ 26.0	111.34	113.92	104.66	118.72
γ 27.0	108.52	111.94	102.22	117.38
γ 28.0	106.07	109.80	99.83	114.95
γ 29.0	103.82	106.83	98.48	112.69
γ 30.0	101.58	104.99	98.07	111.11
γ 31.0	99.89	104.37	97.82	111.02
γ 32.0	98.54	103.97	97.30	110.66
γ 33.0	97.40	103.76	96.72	109.83
γ 34.0	96.55	103.23	95.59	109.53
γ 35.0	95.09	103.27	94.00	108.39
γ 36.0	93.63	102.56	91.99	105.37
γ 37.0	92.75	100.59	90.41	103.46
γ 38.0	92.03	98.41	89.68	102.12
γ 39.0	91.06	96.86	88.67	100.86
γ 40.0	90.12	95.91	87.90	99.77
γ 41.0	89.25	95.09	86.59	98.68
γ 42.0	88.31	93.58	84.10	96.49
γ 43.0	86.94	91.27	81.94	93.38
γ 44.0	85.13	88.64	79.89	90.46
γ 45.0	83.25	86.46	77.14	87.62
γ 46.0	81.56	84.29	73.87	84.61

IES Indoor Report

Photometric Filename:1137.IES

Candela Tabulation - (Cont.)

V/H	C0.0	C90.0	C180.0	C270.0
γ 47.0	79.42	81.79	68.79	80.26
γ 48.0	76.40	78.24	62.39	73.54
γ 49.0	71.44	71.64	55.26	65.42
γ 50.0	64.58	63.19	47.55	56.64
γ 51.0	56.87	54.52	39.81	47.79
γ 52.0	48.82	46.13	32.58	38.77
γ 53.0	41.14	37.93	25.92	30.74
γ 54.0	34.05	30.43	19.77	23.69
γ 55.0	27.29	23.42	14.93	18.28
γ 56.0	21.26	17.27	11.00	13.86
γ 57.0	16.54	12.76	7.65	10.11
γ 58.0	12.98	9.35	4.90	7.24
γ 59.0	9.88	6.40	3.58	5.73
γ 60.0	7.41	4.63	2.79	4.79
γ 61.0	6.24	3.65	2.34	4.17
γ 62.0	5.61	3.04	2.04	3.68
γ 63.0	5.08	2.58	1.80	3.33
γ 64.0	4.71	2.23	1.36	3.10
γ 65.0	4.39	1.97	0.71	2.44
γ 66.0	3.95	1.49	0.00	1.70
γ 67.0	3.13	0.79	0.00	0.89
γ 68.0	2.26	0.06	0.00	0.00
γ 69.0	1.34	0.00	0.00	0.00
γ 70.0	0.31	0.00	0.00	0.00
γ 71.0	0.00	0.00	0.00	0.00
γ 72.0	0.00	0.00	0.00	0.00
γ 73.0	0.00	0.00	0.00	0.00
γ 74.0	0.00	0.00	0.00	0.00
γ 75.0	0.00	0.00	0.00	0.00
γ 76.0	0.00	0.00	0.00	0.00
γ 77.0	0.00	0.00	0.00	0.00
γ 78.0	0.00	0.00	0.00	0.00
γ 79.0	0.00	0.00	0.00	0.00
γ 80.0	0.00	0.00	0.00	0.00
γ 81.0	0.00	0.00	0.00	0.00
γ 82.0	0.00	0.00	0.00	0.00
γ 83.0	0.00	0.00	0.00	0.00
γ 84.0	0.00	0.00	0.00	0.00
γ 85.0	0.00	0.00	0.00	0.00
γ 86.0	0.00	0.00	0.00	0.00
γ 87.0	0.00	0.00	0.00	0.00
γ 88.0	0.00	0.00	0.00	0.00
γ 89.0	0.00	0.00	0.00	0.00
γ 90.0	0.00	0.00	0.00	0.00
γ 91.0	0.00	0.00	0.00	0.00
γ 92.0	0.00	0.00	0.00	0.00
γ 93.0	0.00	0.00	0.00	0.00

IES Indoor Report
Photometric Filename:1137.IES

Candela Tabulation - (Cont.)

V/H	C0.0	C90.0	C180.0	C270.0
γ 94.0	0.00	0.00	0.00	0.00
γ 95.0	0.00	0.00	0.00	0.00
γ 96.0	0.00	0.00	0.00	0.00
γ 97.0	0.00	0.00	0.00	0.00
γ 98.0	0.00	0.00	0.00	0.00
γ 99.0	0.00	0.00	0.00	0.00
γ 100.0	0.00	0.00	0.00	0.00
γ 101.0	0.00	0.00	0.00	0.00
γ 102.0	0.00	0.00	0.00	0.00
γ 103.0	0.00	0.00	0.00	0.00
γ 104.0	0.00	0.00	0.00	0.00
γ 105.0	0.00	0.00	0.00	0.00
γ 106.0	0.00	0.00	0.00	0.00
γ 107.0	0.00	0.00	0.00	0.00
γ 108.0	0.00	0.00	0.00	0.00
γ 109.0	0.00	0.00	0.00	0.00
γ 110.0	0.00	0.00	0.00	0.00
γ 111.0	0.00	0.00	0.00	0.00
γ 112.0	0.00	0.00	0.00	0.00
γ 113.0	0.00	0.00	0.00	0.00
γ 114.0	0.00	0.00	0.00	0.00
γ 115.0	0.00	0.00	0.00	0.00
γ 116.0	0.00	0.00	0.00	0.00
γ 117.0	0.00	0.00	0.00	0.00
γ 118.0	0.00	0.00	0.00	0.00
γ 119.0	0.00	0.00	0.00	0.00
γ 120.0	0.00	0.00	0.00	0.00
γ 121.0	0.00	0.00	0.00	0.00
γ 122.0	0.00	0.00	0.00	0.00
γ 123.0	0.00	0.00	0.00	0.00
γ 124.0	0.00	0.00	0.00	0.00
γ 125.0	0.00	0.00	0.00	0.00
γ 126.0	0.00	0.00	0.00	0.00
γ 127.0	0.00	0.00	0.00	0.00
γ 128.0	0.00	0.00	0.00	0.00
γ 129.0	0.00	0.00	0.00	0.00
γ 130.0	0.00	0.00	0.00	0.00
γ 131.0	0.00	0.00	0.00	0.00
γ 132.0	0.00	0.00	0.00	0.00
γ 133.0	0.00	0.00	0.00	0.00
γ 134.0	0.00	0.00	0.00	0.00
γ 135.0	0.00	0.00	0.00	0.00
γ 136.0	0.00	0.00	0.00	0.00
γ 137.0	0.00	0.00	0.00	0.00
γ 138.0	0.00	0.00	0.00	0.00
γ 139.0	0.00	0.00	0.00	0.00
γ 140.0	0.00	0.00	0.00	0.00

IES Indoor Report
Photometric Filename:1137.IES

Candela Tabulation - (Cont.)

V/H	C0.0	C90.0	C180.0	C270.0
γ 141.0	0.00	0.00	0.00	0.00
γ 142.0	0.00	0.00	0.00	0.00
γ 143.0	0.00	0.00	0.00	0.00
γ 144.0	0.00	0.00	0.00	0.00
γ 145.0	0.00	0.00	0.00	0.00
γ 146.0	0.00	0.00	0.00	0.00
γ 147.0	0.00	0.00	0.00	0.00
γ 148.0	0.00	0.00	0.00	0.00
γ 149.0	0.00	0.00	0.00	0.00
γ 150.0	0.00	0.00	0.00	0.00
γ 151.0	0.00	0.00	0.00	0.00
γ 152.0	0.00	0.00	0.00	0.00
γ 153.0	0.00	0.00	0.00	0.00
γ 154.0	0.00	0.00	0.00	0.00
γ 155.0	0.00	0.00	0.00	0.00
γ 156.0	0.00	0.00	0.00	0.00
γ 157.0	0.00	0.00	0.00	0.00
γ 158.0	0.00	0.00	0.00	0.00
γ 159.0	0.00	0.00	0.00	0.00
γ 160.0	0.00	0.00	0.00	0.00
γ 161.0	0.00	0.00	0.00	0.00
γ 162.0	0.00	0.00	0.00	0.00
γ 163.0	0.00	0.00	0.00	0.00
γ 164.0	0.00	0.00	0.00	0.00
γ 165.0	0.00	0.00	0.00	0.00
γ 166.0	0.00	0.00	0.00	0.00
γ 167.0	0.00	0.00	0.00	0.00
γ 168.0	0.00	0.00	0.00	0.00
γ 169.0	0.00	0.00	0.00	0.00
γ 170.0	0.00	0.00	0.00	0.00
γ 171.0	0.00	0.00	0.00	0.00
γ 172.0	0.00	0.00	0.00	0.00
γ 173.0	0.00	0.00	0.00	0.00
γ 174.0	0.00	0.00	0.00	0.00
γ 175.0	0.00	0.00	0.00	0.00
γ 176.0	0.00	0.00	0.00	0.00
γ 177.0	0.00	0.00	0.00	0.00
γ 178.0	0.00	0.00	0.00	0.00
γ 179.0	0.00	0.00	0.00	0.00
γ 180.0	0.00	0.00	0.00	0.00