

Floodlight Summary:

Report based on lamp delivering 1000 lumens.

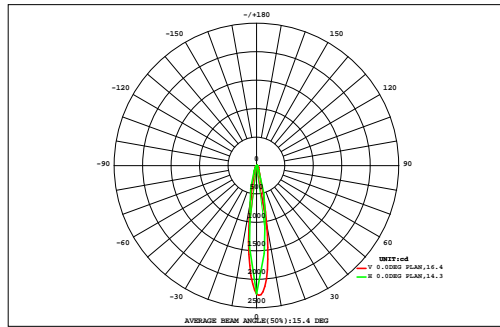
Maximum Intensity (Luminaire orientation as tested.)		7011.8 cd per klm. 0.0 degrees vertical -1.0 degrees horizontal
Beam Spread	At 10% of Imax	37.1V x 32.4H
	At 50% of Imax	14.3V x 16.4H
	At 90% of Imax	4.6V x 6.8H
Beam Flux	Total	994.3 lumens per klm.
	To 10% of Imax	629.4 lumens per klm.
	To 50% of Imax	262.1 lumens per klm.
	To 90% of Imax	24.5 lumens per klm.
	Upward LOR	0.0 %
	Downward LOR	99.4 %
Luminaire Efficiency(Light Output Ratio)		100.0 %

H(β) Range:-90 - 90DEG
H(β) Interval: 1.0DEG
Test Speed: HIGH
Temperature:25.3DEG
Operators:AED
Test Date:2024-04-11

V(B) Range:-80 - 80DEG
V(B) Interval: 5.0DEG
Test System:EVERFINE GO-2000A_V1 SYSTEM V2.00.411
Humidity:65.0%
Test Distance:5.780m [K=1.0000]
Remarks:

LUMINAIRE PHOTOMETRIC TEST REPORT

Test:U:220.18V I:0.0988A P:10.176W PF:0.4678 Freq:50.00Hz Lamp Flux:325.22x1 lm		
NAME: 6619	TYPE:	WEIGHT:370g
SPEC.:10W	DIM.: $\phi 10 \times 7$ cm	SERIAL No.:01
MFR.: NORDECOR	SUR.:	Shielding Angle:12°



DATA OF LAMP		Eff:31.96lm/W	
MODEL		Imax(cd)	2280
NOMINAL POWER(W)		AVAILABILITY(%)	65.2
RATED VOLTAGE(V)		Avai. FLUX(lm)	212.2
NOMINAL FLUX(lm)	325.22	LOR(%)	100.0
LAMPS INSIDE	1	TOTAL FLUX(lm)	325.2
TEST VOLTAGE(V)	0	q @50%(H,V)	16,14DEG

VERTICAL(DEG)	AREA FLUX DIAGRAM															UNIT:lm		F t	F a	
	90	80	70	60	50	40	30	20	10	0	10	20	30	40	50	60	70	80	90	
90	0.00	0.00	0.00	0.00	0.00	0.00	0.00	0.00	0.00	0.00	0.00	0.00	0.00	0.00	0.00	0.00	0.00	0.00	0.00	
80	0.00	0.01	0.02	0.03	0.03	0.04	0.05	0.05	0.05	0.05	0.04	0.04	0.03	0.03	0.02	0.01	0.00	0.55	0.00	
70	0.00	0.01	0.02	0.02	0.03	0.04	0.05	0.06	0.06	0.06	0.05	0.04	0.03	0.02	0.01	0.01	0.00	0.57	0.00	
60	0.00	0.01	0.02	0.02	0.04	0.06	0.11	0.16	0.19	0.19	0.15	0.10	0.06	0.03	0.02	0.01	0.01	0.00	1.20	0.00
50	0.00	0.01	0.02	0.03	0.06	0.16	0.31	0.52	0.62	0.59	0.45	0.31	0.16	0.06	0.02	0.01	0.01	0.00	3.34	0.00
40	0.00	0.01	0.02	0.04	0.14	0.37	0.70	1.17	1.40	1.34	1.08	0.73	0.38	0.14	0.03	0.02	0.01	0.00	7.57	0.00
30	0.00	0.01	0.02	0.08	0.27	0.66	1.26	2.16	2.94	2.99	2.27	1.36	0.67	0.26	0.06	0.02	0.01	0.00	15.0	0.00
20	0.00	0.01	0.03	0.12	0.40	0.95	1.87	3.84	8.18	9.54	4.62	2.16	0.98	0.39	0.10	0.02	0.01	0.00	33.2	13.9
10	0.00	0.01	0.03	0.14	0.46	1.16	2.57	6.67	27.6	33.1	9.24	2.78	1.15	0.46	0.12	0.03	0.01	0.00	85.6	71.3
0	0.00	0.01	0.03	0.13	0.45	1.22	2.72	9.40	44.6	44.2	9.38	2.65	1.11	0.45	0.12	0.03	0.01	0.00	117	103
-10	0.00	0.01	0.03	0.11	0.41	1.02	2.07	4.99	12.2	9.45	3.91	1.90	0.88	0.35	0.10	0.02	0.01	0.00	37.4	23.7
-20	0.00	0.01	0.02	0.08	0.28	0.68	1.27	2.03	1.99	1.81	1.77	1.16	0.60	0.24	0.06	0.02	0.01	0.00	12.0	0.00
-30	0.00	0.01	0.02	0.04	0.15	0.38	0.71	1.01	1.23	1.16	0.94	0.64	0.34	0.12	0.03	0.02	0.01	0.00	6.82	0.00
-40	0.00	0.01	0.02	0.02	0.06	0.17	0.32	0.45	0.56	0.57	0.46	0.28	0.12	0.04	0.02	0.01	0.01	0.00	3.13	0.00
-50	0.00	0.01	0.02	0.02	0.03	0.06	0.12	0.17	0.21	0.20	0.13	0.08	0.04	0.03	0.02	0.01	0.01	0.00	1.17	0.00
-60	0.00	0.01	0.02	0.02	0.03	0.03	0.04	0.05	0.05	0.04	0.04	0.03	0.03	0.03	0.02	0.01	0.01	0.00	0.47	0.00
-70	0.00	0.01	0.01	0.02	0.02	0.03	0.03	0.03	0.04	0.04	0.04	0.03	0.03	0.02	0.02	0.01	0.01	0.00	0.41	0.00
-80	0.00	0.01	0.01	0.01	0.01	0.01	0.01	0.02	0.02	0.02	0.01	0.01	0.01	0.01	0.01	0.01	0.00	0.00	0.18	0.00
-90	0.00	0.00	0.01	0.01	0.01	0.01	0.01	0.02	0.02	0.02	0.01	0.01	0.01	0.01	0.01	0.01	0.00	0.00	0.18	0.00
	-90	-80	-70	-60	-50	-40	-30	-20	HORIZONTAL(DEG)	20	30	40	50	60	70	80	90			
F t	0.05	0.17	0.33	0.94	2.88	7.05	14.2	32.8	102	105	34.6	14.3	6.63	2.70	0.81	0.29	0.15	0.05	325	---
F a	0.00	0.00	0.00	0.00	0.00	0.00	0.00	14.1	88.4	93.3	16.3	0.00	0.00	0.00	0.00	0.00	0.00	0.00	---	212

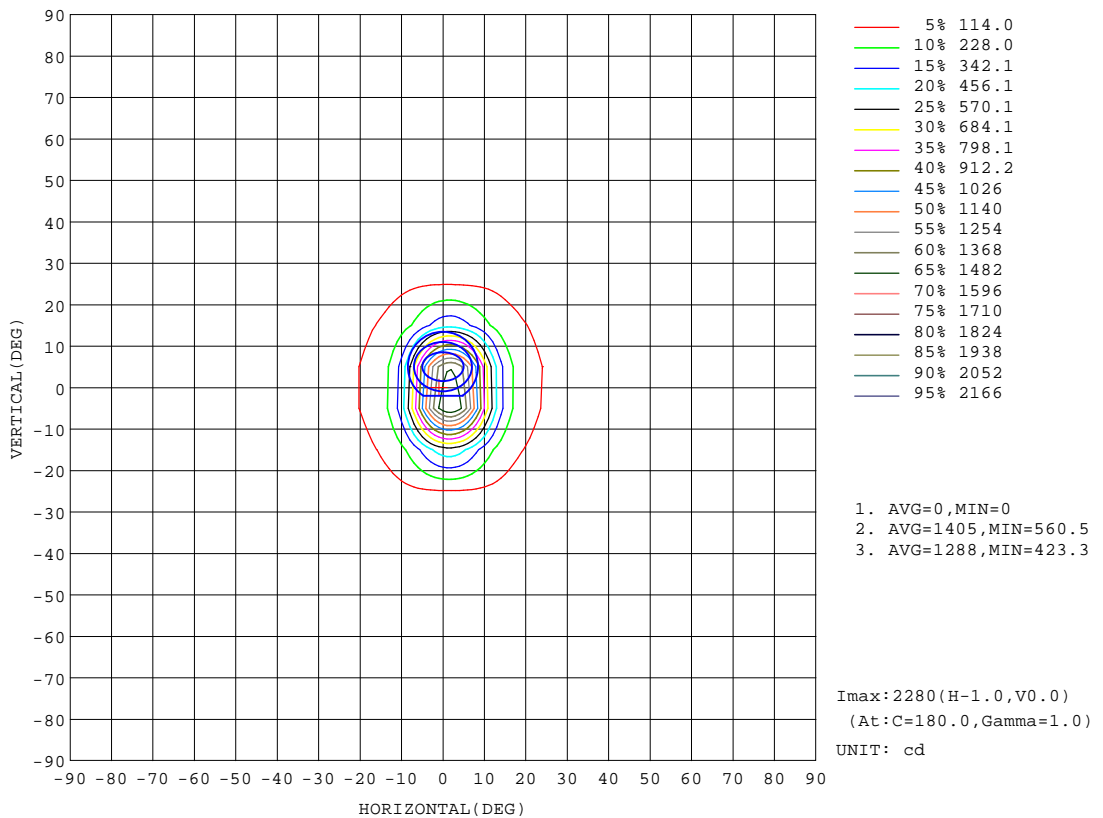
one-half-peak spread: U:7.8,D:6.7 , L:8.5,R:8.0 NEMA Beam Type: Type 3

H_(h) Range:-90 - 90DEG
H_(h) Interval: 1.0DEG
Test Speed: HIGH
Temperature:25.3DEG
Operators:AED
Test Date:2024-04-11

V(B) Range:-80 - 80DEG
V(B) Interval: 5.0DEG
Test System:EVERFINE GO-2000A_V1 SYSTEM V2.00.411
Humidity:65.0%
Test Distance:5.780m [K=1.0000]
Remarks:

ISOCANDELA DIAGRAM

Test:U:220.18V I:0.0988A P:10.176W PF:0.4678 Freq:50.00Hz Lamp Flux:325.22x1 lm		
NAME: 6619	TYPE:	WEIGHT:370g
SPEC.:10W	DIM.: ϕ 10*7cm	SERIAL No.:01
MFR.: NORDECOR	SUR.:	Shielding Angle:12°

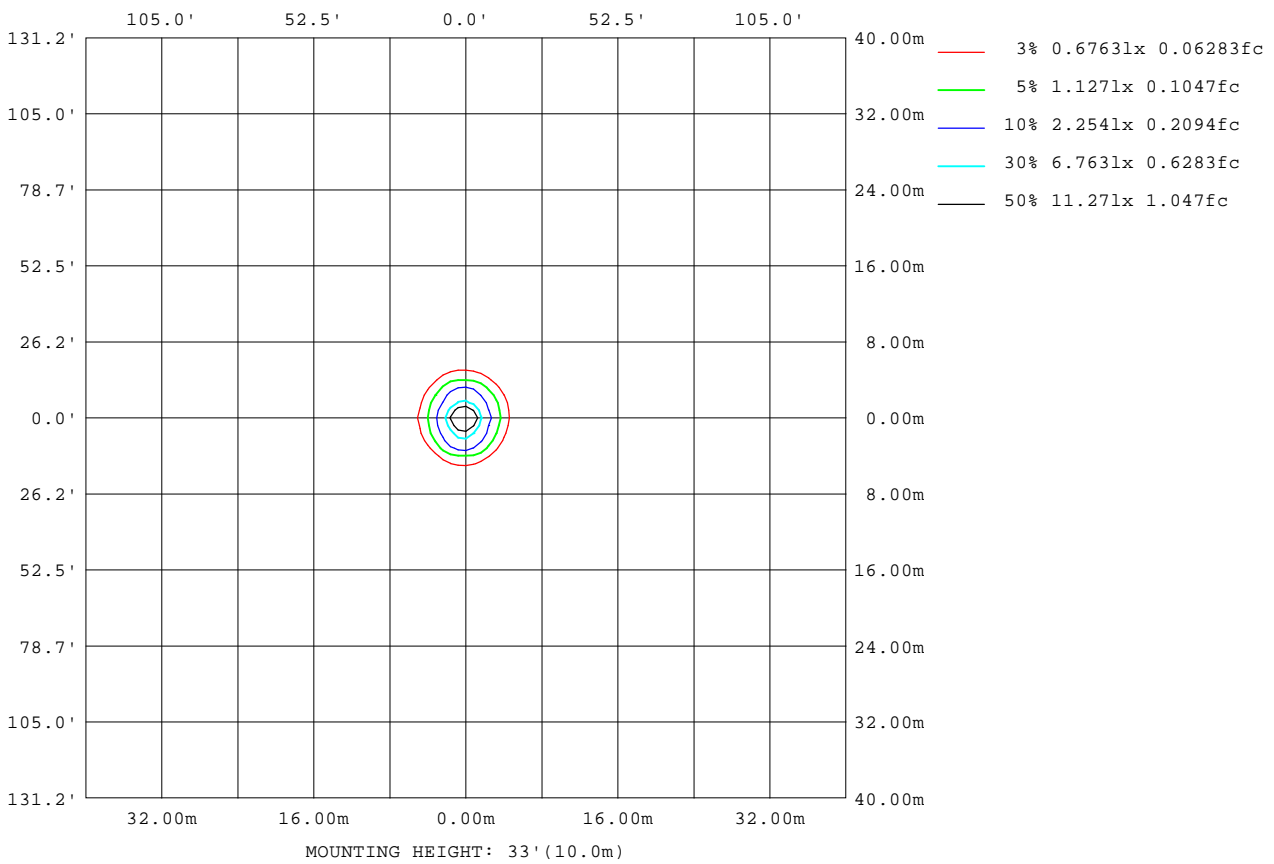


H(β) Range:-90 - 90DEG
 H(β) Interval: 1.0DEG
 Test Speed: HIGH
 Temperature:25.3DEG
 Operators:AED
 Test Date:2024-04-11

V(B) Range:-80 - 80DEG
 V(B) Interval: 5.0DEG
 Test System:EVERFINE GO-2000A_V1 SYSTEM V2.00.411
 Humidity:65.0%
 Test Distance:5.780m [K=1.0000]
 Remarks:

ISOLUX DIAGRAM

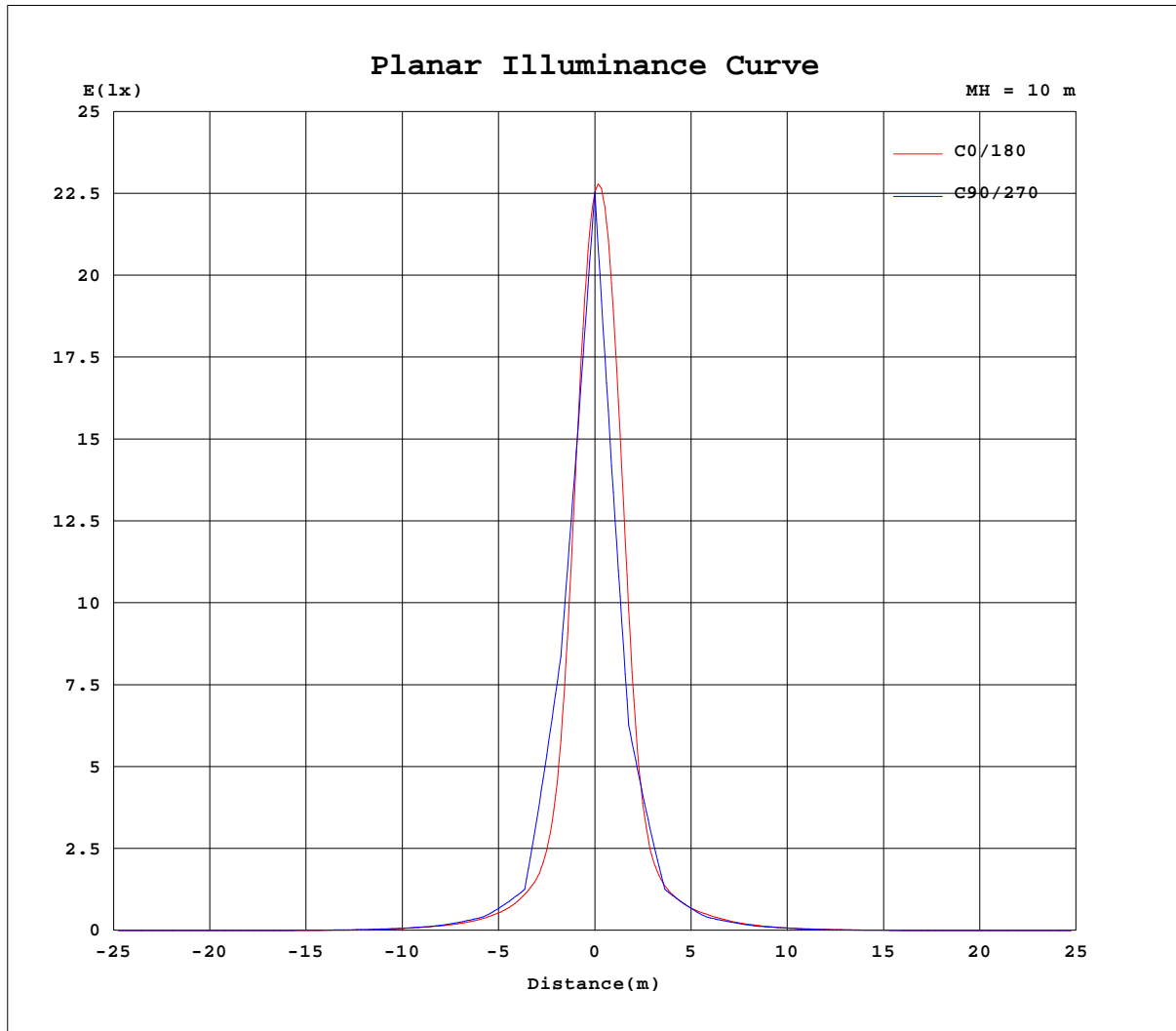
Test:U:220.18V I:0.0988A P:10.176W PF:0.4678 Freq:50.00Hz Lamp Flux:325.22x1 lm		
NAME: 6619	TYPE:	WEIGHT:370g
SPEC.:10W	DIM.: $\phi 10 \times 7 \text{cm}$	SERIAL No.:01
MFR.: NORDECOR	SUR.:	Shielding Angle:12°



H(β) Range:-90 - 90DEG
H(β) Interval: 1.0DEG
Test Speed: HIGH
Temperature:25.3DEG
Operators:AED
Test Date:2024-04-11

V(B) Range:-80 - 80DEG
V(B) Interval: 5.0DEG
Test System:EVERFINE GO-2000A_V1 SYSTEM V2.00.411
Humidity:65.0%
Test Distance:5.780m [K=1.0000]
Remarks:

Planar Illuminance Curve



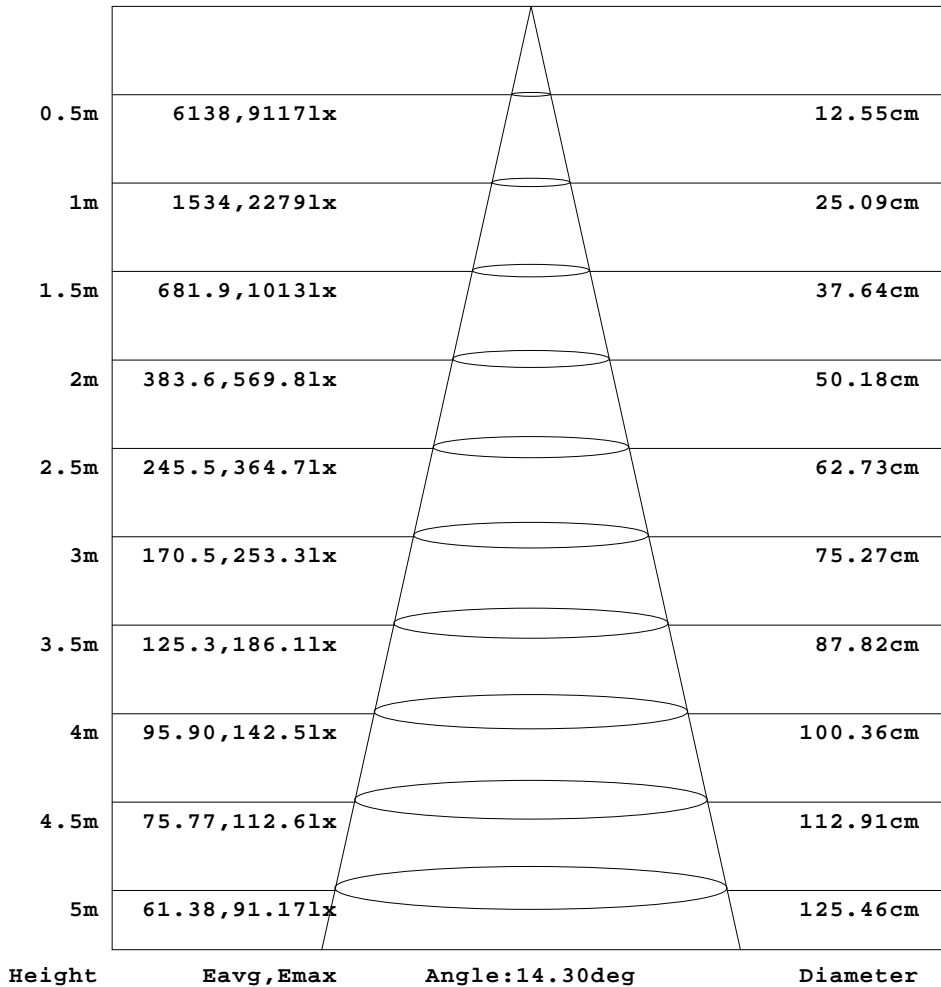
H(β) Range:-90 - 90DEG
 H(β) Interval: 1.0DEG
 Test Speed: HIGH
 Temperature:25.3DEG
 Operators:AED
 Test Date:2024-04-11

V(B) Range:-80 - 80DEG
 V(B) Interval: 5.0DEG
 Test System:EVERFINE GO-2000A_V1 SYSTEM V2.00.411
 Humidity:65.0%
 Test Distance:5.780m [K=1.0000]
 Remarks:

AAI Figure

Test:U:220.18V I:0.0988A P:10.176W PF:0.4678 Freq:50.00Hz Lamp Flux:325.22x1 lm		
NAME: 6619	TYPE:	WEIGHT:370g
SPEC.:10W	DIM.: ϕ 10*7cm	SERIAL No.:01
MFR.: NORDECOR	SUR.:	Shielding Angle:12°

Flux out:83.55 lm



Note:The Curves indicate the illuminated area and the average illumination when the luminaire is at different distance.

H(β) Range:-90 - 90DEG
 H(β) Interval: 1.0DEG
 Test Speed: HIGH
 Temperature:25.3DEG
 Operators:AED
 Test Date:2024-04-11

V(B) Range:-80 - 80DEG
 V(B) Interval: 5.0DEG
 Test System:EVERFINE GO-2000A_V1 SYSTEM V2.00.411
 Humidity:65.0%
 Test Distance:5.780m [K=1.0000]
 Remarks:

LUMINOUS DISTRIBUTION INTENSITY DATA

Test:U:220.18V I:0.0988A P:10.176W PF:0.4678 Freq:50.00Hz Lamp Flux:325.22x1 lm		
NAME: 6619	TYPE:	WEIGHT:370g
SPEC.:10W	DIM.: ϕ 10*7cm	SERIAL No.:01
MFR.: NORDECOR	SUR.:	Shielding Angle:12°

Table--1

UNIT: cd

H(DEG) V(DEG)	-90	-85	-80	-75	-70	-65	-60	-55	-50	-45	-40	-35	-30	-25	-20	-15	-10	-5	0
-90	0.00	0.00	0.00	0.00	0.00	0.00	0.00	0.00	0.00	0.00	0.00	0.00	0.00	0.00	0.00	0.00	0.00	0.00	0.00
-85	0.00	0.00	0.00	0.00	0.00	0.00	0.00	0.00	0.00	0.00	0.00	0.00	0.00	0.00	0.00	0.00	0.00	0.00	0.00
-80	0.96	0.99	0.99	1.00	1.00	1.01	1.02	1.03	1.04	1.05	1.06	1.08	1.09	1.10	1.11	1.13	1.14	1.16	1.15
-75	0.97	1.00	1.04	1.05	1.06	1.07	1.09	1.12	1.13	1.15	1.17	1.20	1.22	1.25	1.28	1.29	1.33	1.35	1.36
-70	1.04	1.07	1.10	1.12	1.14	1.17	1.19	1.23	1.24	1.27	1.31	1.35	1.38	1.42	1.47	1.50	1.53	1.57	1.57
-65	1.05	1.06	1.11	1.13	1.16	1.19	1.23	1.28	1.32	1.37	1.43	1.51	1.59	1.73	1.98	2.19	2.34	2.39	2.40
-60	1.07	1.11	1.15	1.16	1.21	1.26	1.32	1.39	1.45	1.53	1.64	1.77	1.94	2.32	2.75	3.07	3.24	3.22	3.13
-55	1.06	1.04	1.09	1.12	1.14	1.20	1.25	1.34	1.44	1.56	1.74	2.42	3.42	4.32	5.55	6.33	6.89	7.50	8.07
-50	1.02	1.04	1.08	1.12	1.14	1.21	1.29	1.43	1.56	1.73	2.54	4.21	5.91	7.84	9.40	10.2	11.3	12.7	12.8
-45	1.06	1.04	1.09	1.13	1.16	1.24	1.32	1.44	1.59	2.47	4.03	6.11	8.53	11.3	14.1	16.0	17.8	20.2	21.3
-40	1.06	1.11	1.15	1.22	1.29	1.37	1.49	1.64	2.36	4.98	7.90	10.8	14.4	18.2	21.3	23.6	27.3	29.6	29.8
-35	1.10	1.09	1.15	1.23	1.31	1.43	1.58	1.82	3.07	5.77	9.19	13.2	18.5	24.3	29.5	33.9	39.5	45.2	47.5
-30	1.11	1.16	1.25	1.34	1.48	1.66	1.90	3.18	6.64	10.6	14.9	21.6	29.6	36.9	43.1	50.3	59.0	64.4	65.1
-25	1.09	1.14	1.22	1.32	1.46	1.65	1.93	2.89	6.04	10.8	16.2	23.4	32.8	42.3	52.8	65.4	84.4	100	109
-20	1.14	1.22	1.31	1.47	1.67	1.94	2.73	5.82	11.0	17.3	25.2	36.3	47.2	60.4	76.1	103	131	148	153
-15	1.12	1.17	1.26	1.39	1.58	1.83	2.33	4.46	8.98	15.3	23.2	34.7	48.4	63.8	85.9	124	204	365	515
-10	1.16	1.22	1.35	1.53	1.78	2.18	3.86	7.94	14.2	22.3	33.9	49.1	67.6	90.8	135	226	451	798	877
-5	1.18	1.19	1.29	1.44	1.65	1.95	2.71	5.61	10.7	17.3	26.9	41.3	59.6	81.9	116	186	409	1021	1548
0	1.17	1.27	1.40	1.59	1.85	2.31	4.49	8.86	14.7	22.9	36.2	54.1	78.0	108	165	346	1027	1999	2254
5	1.18	1.20	1.30	1.44	1.65	1.96	2.79	5.95	11.2	17.5	27.1	41.1	58.1	80.1	117	182	386	947	1436
10	1.16	1.24	1.35	1.54	1.79	2.21	4.41	8.87	14.8	22.4	34.1	47.3	63.5	90.2	136	201	350	592	657
15	1.15	1.17	1.27	1.38	1.56	1.82	2.45	5.19	9.79	15.5	23.8	34.6	46.3	61.6	87.8	123	182	293	403
20	1.14	1.21	1.32	1.43	1.60	1.96	3.30	6.70	11.4	17.6	26.2	35.5	46.1	60.8	81.8	106	133	150	152
25	1.07	1.11	1.19	1.29	1.43	1.62	1.96	3.53	6.56	10.7	16.9	24.6	32.8	42.0	56.3	72.3	88.7	103	109
30	1.08	1.12	1.17	1.31	1.44	1.63	1.97	3.88	6.33	10.6	16.7	23.2	30.0	39.1	50.3	58.4	62.7	65.3	65.2
35	1.04	1.06	1.11	1.19	1.28	1.39	1.56	2.07	3.51	5.80	9.71	14.4	19.1	24.3	32.3	40.1	45.7	48.0	48.8
40	1.04	1.08	1.12	1.18	1.24	1.33	1.48	1.78	3.06	5.26	8.34	11.2	13.9	18.7	24.1	29.3	32.0	31.9	31.1
45	1.00	1.03	1.07	1.09	1.15	1.20	1.30	1.44	1.88	2.78	4.45	6.59	8.62	11.2	14.7	18.2	21.2	21.9	22.0
50	1.00	0.98	1.05	1.08	1.17	1.21	1.26	1.44	1.61	2.13	3.08	4.45	6.00	7.82	9.60	11.0	11.7	12.1	11.9
55	1.00	1.04	1.08	1.09	1.14	1.17	1.23	1.32	1.46	1.62	2.02	2.68	3.44	4.36	5.36	6.28	7.02	7.30	7.44
60	1.07	1.10	1.12	1.15	1.18	1.23	1.29	1.37	1.46	1.57	1.69	1.81	1.95	2.09	2.26	2.46	2.71	2.82	2.86
65	1.09	1.09	1.10	1.15	1.17	1.19	1.23	1.29	1.35	1.42	1.50	1.58	1.67	1.76	1.85	1.96	2.08	2.18	2.21
70	1.10	1.09	1.15	1.16	1.18	1.20	1.24	1.28	1.31	1.36	1.40	1.45	1.49	1.53	1.57	1.58	1.60	1.60	1.58
75	1.12	1.11	1.11	1.15	1.16	1.16	1.19	1.22	1.24	1.27	1.30	1.33	1.36	1.37	1.40	1.43	1.43	1.43	1.43
80	1.11	1.13	1.14	1.14	1.15	1.16	1.17	1.18	1.20	1.21	1.21	1.23	1.24	1.26	1.26	1.26	1.26	1.27	1.26
85	0.00	0.00	0.00	0.00	0.00	0.00	0.00	0.00	0.00	0.00	0.00	0.00	0.00	0.00	0.00	0.00	0.00	0.00	0.00
90	0.00	0.00	0.00	0.00	0.00	0.00	0.00	0.00	0.00	0.00	0.00	0.00	0.00	0.00	0.00	0.00	0.00	0.00	0.00

H(h) Range:-90 - 90DEG
H(h) Interval: 1.0DEG
Test Speed: HIGH
Temperature:25.3DEG
Operators:AED
Test Date:2024-04-11

V(B) Range:-80 - 80DEG
V(B) Interval: 5.0DEG
Test System:EVERFINE GO-2000A_V1 SYSTEM V2.00.411
Humidity:65.0%
Test Distance:5.780m [K=1.0000]
Remarks:

LUMINOUS DISTRIBUTION INTENSITY DATA

Test:U:220.18V I:0.0988A P:10.176W PF:0.4678 Freq:50.00Hz Lamp Flux:325.22x1 lm		
NAME: 6619	TYPE:	WEIGHT:370g
SPEC.:10W	DIM.: ϕ 10*7cm	SERIAL No.:01
MFR.: NORDECOR	SUR.:	Shielding Angle:12°

Table--2

UNIT: cd

H(DEG) V(DEG)	5	10	15	20	25	30	35	40	45	50	55	60	65	70	75	80	85	90
-90	0.00	0.00	0.00	0.00	0.00	0.00	0.00	0.00	0.00	0.00	0.00	0.00	0.00	0.00	0.00	0.00	0.00	0.00
-85	0.00	0.00	0.00	0.00	0.00	0.00	0.00	0.00	0.00	0.00	0.00	0.00	0.00	0.00	0.00	0.00	0.00	0.00
-80	1.14	1.13	1.11	1.10	1.08	1.07	1.05	1.04	1.02	1.02	1.01	1.00	0.98	0.97	0.97	0.97	0.95	0.94
-75	1.35	1.35	1.32	1.28	1.25	1.22	1.19	1.15	1.12	1.10	1.06	1.06	1.04	1.02	1.02	1.01	0.99	0.96
-70	1.57	1.53	1.49	1.44	1.39	1.33	1.27	1.24	1.19	1.15	1.12	1.10	1.07	1.06	1.05	1.04	1.00	0.96
-65	2.30	2.14	1.99	1.87	1.74	1.63	1.52	1.41	1.32	1.25	1.20	1.17	1.13	1.10	1.09	1.07	1.05	1.03
-60	2.86	2.57	2.33	2.14	1.95	1.78	1.62	1.50	1.38	1.30	1.24	1.19	1.15	1.13	1.10	1.09	1.06	1.11
-55	7.79	7.10	6.09	5.16	4.16	3.27	2.51	1.92	1.59	1.39	1.29	1.21	1.15	1.11	1.08	1.05	1.03	1.02
-50	12.0	10.3	8.78	6.88	5.27	3.86	2.60	1.95	1.53	1.36	1.24	1.15	1.10	1.05	1.02	1.00	0.98	0.98
-45	21.2	20.0	17.9	15.2	12.1	8.96	6.38	4.21	2.80	1.92	1.38	1.24	1.15	1.09	1.05	1.02	1.00	0.98
-40	29.4	26.9	23.9	19.8	15.2	10.9	7.37	4.66	2.90	1.74	1.33	1.21	1.14	1.07	1.04	1.02	0.99	1.00
-35	46.8	42.7	38.4	32.7	26.4	20.4	15.3	10.5	6.67	4.06	2.19	1.43	1.28	1.18	1.12	1.07	1.03	1.00
-30	59.8	53.3	46.3	38.0	30.4	23.7	17.3	11.4	7.07	3.95	1.90	1.45	1.31	1.21	1.13	1.06	1.00	1.01
-25	107	94.1	78.3	61.8	47.4	35.8	27.0	19.0	12.4	7.72	4.18	2.04	1.51	1.34	1.22	1.15	1.08	1.04
-20	140	117	89.9	67.8	49.4	37.0	26.6	18.1	11.8	6.96	3.50	1.76	1.49	1.32	1.21	1.14	1.08	0.98
-15	471	294	165	110	74.9	53.4	38.3	26.5	17.8	11.5	6.34	2.91	1.73	1.47	1.31	1.22	1.19	1.15
-10	589	297	162	107	71.8	50.8	34.8	23.9	15.9	9.52	4.62	2.16	1.64	1.42	1.29	1.25	1.25	1.18
-5	1436	798	308	158	101	68.0	46.8	32.4	22.4	14.2	7.63	3.46	1.89	1.56	1.37	1.29	1.31	1.30
0	1567	606	230	134	85.0	58.2	40.0	28.4	18.7	10.6	5.01	2.34	1.70	1.46	1.32	1.33	1.38	1.34
5	1341	760	306	163	105	70.4	48.1	33.7	23.3	14.4	7.41	3.31	1.91	1.57	1.38	1.29	1.29	1.27
10	468	274	171	115	78.1	54.0	37.7	25.9	16.9	9.22	4.20	2.14	1.67	1.45	1.32	1.24	1.19	1.15
15	376	258	165	117	82.2	58.6	41.3	28.8	19.7	11.7	5.85	2.64	1.75	1.49	1.32	1.22	1.15	1.12
20	143	121	94.5	73.7	55.9	40.9	29.1	20.3	12.7	6.58	3.00	1.76	1.49	1.32	1.20	1.09	1.05	1.04
25	107	98.0	82.4	66.2	52.7	39.7	28.7	20.5	13.7	7.64	3.65	1.91	1.50	1.33	1.21	1.13	1.06	1.04
30	62.2	57.5	50.2	42.6	33.4	24.6	17.8	12.3	7.09	3.34	1.73	1.44	1.29	1.17	1.11	1.06	1.03	1.03
35	47.1	43.9	39.4	34.6	28.7	22.0	16.3	11.8	7.22	3.68	1.92	1.42	1.26	1.16	1.09	1.04	1.01	0.98
40	28.4	25.2	22.9	20.0	15.7	12.3	9.35	5.63	2.72	1.52	1.32	1.19	1.09	1.03	1.00	0.97	0.95	0.98
45	20.9	19.0	16.8	14.9	12.4	9.73	7.46	5.04	2.96	1.70	1.35	1.21	1.12	1.05	1.00	0.98	0.96	0.94
50	11.3	10.0	8.43	7.03	5.73	4.45	2.74	1.72	1.46	1.33	1.20	1.12	1.05	1.00	0.97	0.96	0.94	0.96
55	7.33	6.84	6.08	5.09	4.27	3.50	2.70	1.85	1.50	1.36	1.26	1.17	1.11	1.06	1.02	1.00	0.98	0.97
60	2.89	2.72	2.52	2.14	1.84	1.67	1.54	1.44	1.36	1.27	1.21	1.14	1.10	1.06	1.04	1.02	1.01	1.00
65	2.23	2.19	2.09	1.92	1.72	1.58	1.48	1.40	1.33	1.28	1.22	1.17	1.13	1.10	1.07	1.05	1.04	1.03
70	1.56	1.52	1.49	1.45	1.40	1.37	1.32	1.27	1.24	1.21	1.18	1.15	1.12	1.10	1.08	1.07	1.06	1.08
75	1.41	1.40	1.37	1.36	1.32	1.31	1.27	1.24	1.22	1.21	1.17	1.16	1.14	1.12	1.11	1.09	1.09	1.08
80	1.25	1.25	1.24	1.23	1.23	1.21	1.19	1.18	1.18	1.17	1.15	1.15	1.13	1.14	1.12	1.11	1.11	1.10
85	0.00	0.00	0.00	0.00	0.00	0.00	0.00	0.00	0.00	0.00	0.00	0.00	0.00	0.00	0.00	0.00	0.00	0.00
90	0.00	0.00	0.00	0.00	0.00	0.00	0.00	0.00	0.00	0.00	0.00	0.00	0.00	0.00	0.00	0.00	0.00	0.00

H_(h) Range:-90 - 90DEG
H_(h) Interval: 1.0DEG
Test Speed: HIGH
Temperature:25.3DEG
Operators:AED
Test Date:2024-04-11

V(B) Range:-80 - 80DEG
V(B) Interval: 5.0DEG
Test System:EVERFINE GO-2000A_V1 SYSTEM V2.00.411
Humidity:65.0%
Test Distance:5.780m [K=1.0000]
Remarks: