

Report No.:

Test Time: 2024-7-11 18:25

Luminaire Property

Luminaire Manufacturer:
Luminaire Category: SPOTLIGHT
Lamp Catalog: LED
Number of Lamps: 1
Luminous Length (mm): -15
Luminous Height (mm):
Current: 0.030 A
Power Factor: 0.423

Luminaire Description: 6542
Lamp Description: TX3535
Lumens per Lamp: 250
Luminous Width (mm): -15
Voltage: 221.2 V
Power: 3W


Photometric Results

CIE Class: Direct
Measurement Flux: 186.2 lm
Downward Ratio: 62.49%
Horizontal Diffuse Angle(50%): H18.6
Vertical Diffuse Angle(50%): V18.6
Luminaire Efficacy Rating (LER): 56.04
Max. Intensity: 839.29 cd
S/MH(C0/C180): 0.32

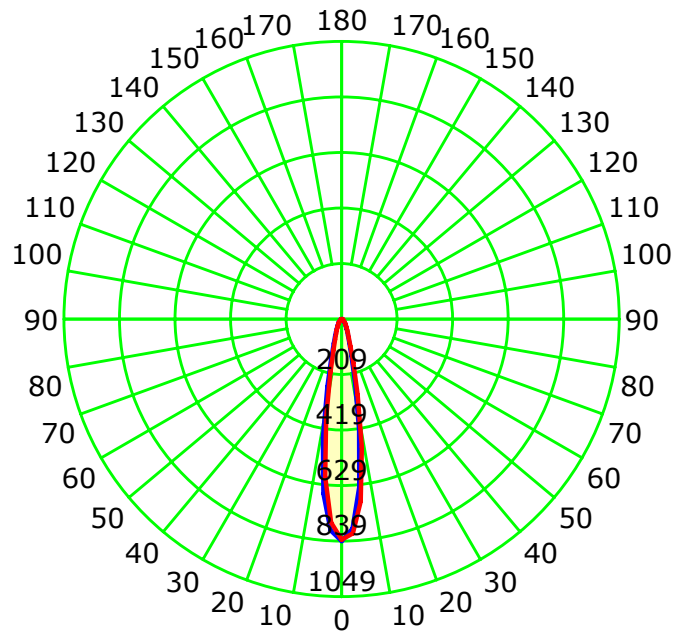
Total Rated Lamp Lumens: 300.0 lm
Efficiency: 62.49%
Upward Ratio: 0.00%

C0r0 Intensity: 839.29 cd
Pos of Max. Intensity: H0 V0
S/MH(C90/C270): 0.32

Picture Of Luminaire



Luminous Intensity Distribution Curve



Unit: cd

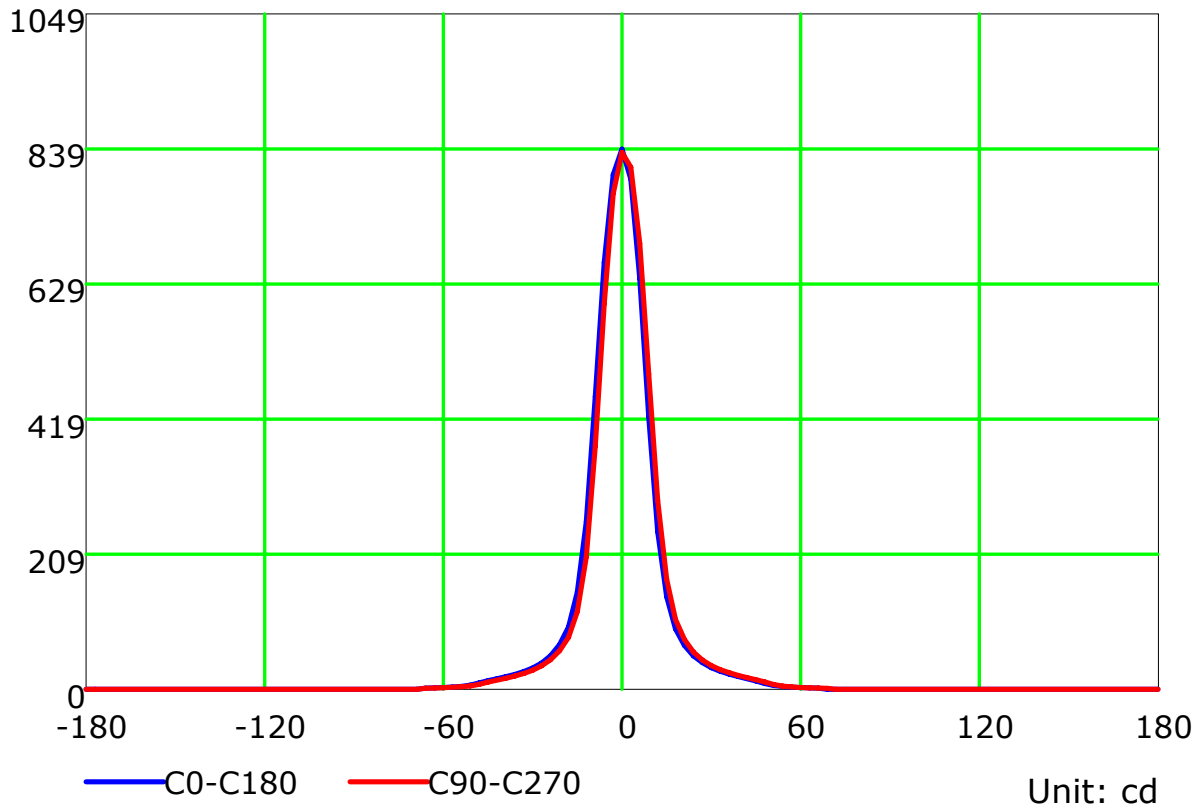
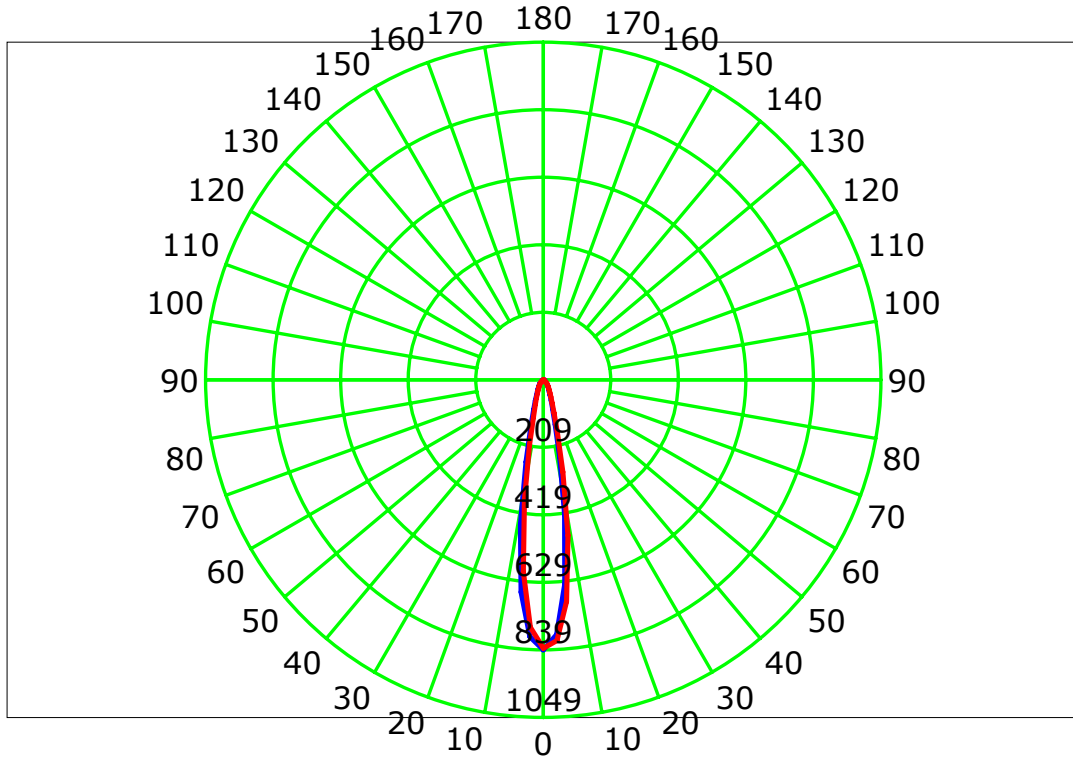
Average Diffuse Angle(50%): 18.6°

— C0-C180 — C90-C270

C Plane (°):0.0-360.0: 30.0
Test Lab: MIRICO
Test Type: TYPE C
Temperature: 25
Operator: MAO

Gamma Plane (°):0.0-180.0:3.0
Test Device: GPM-1800B
Distance: 10.289 m [K=1.0000]
Humidity: 85
Inspector:

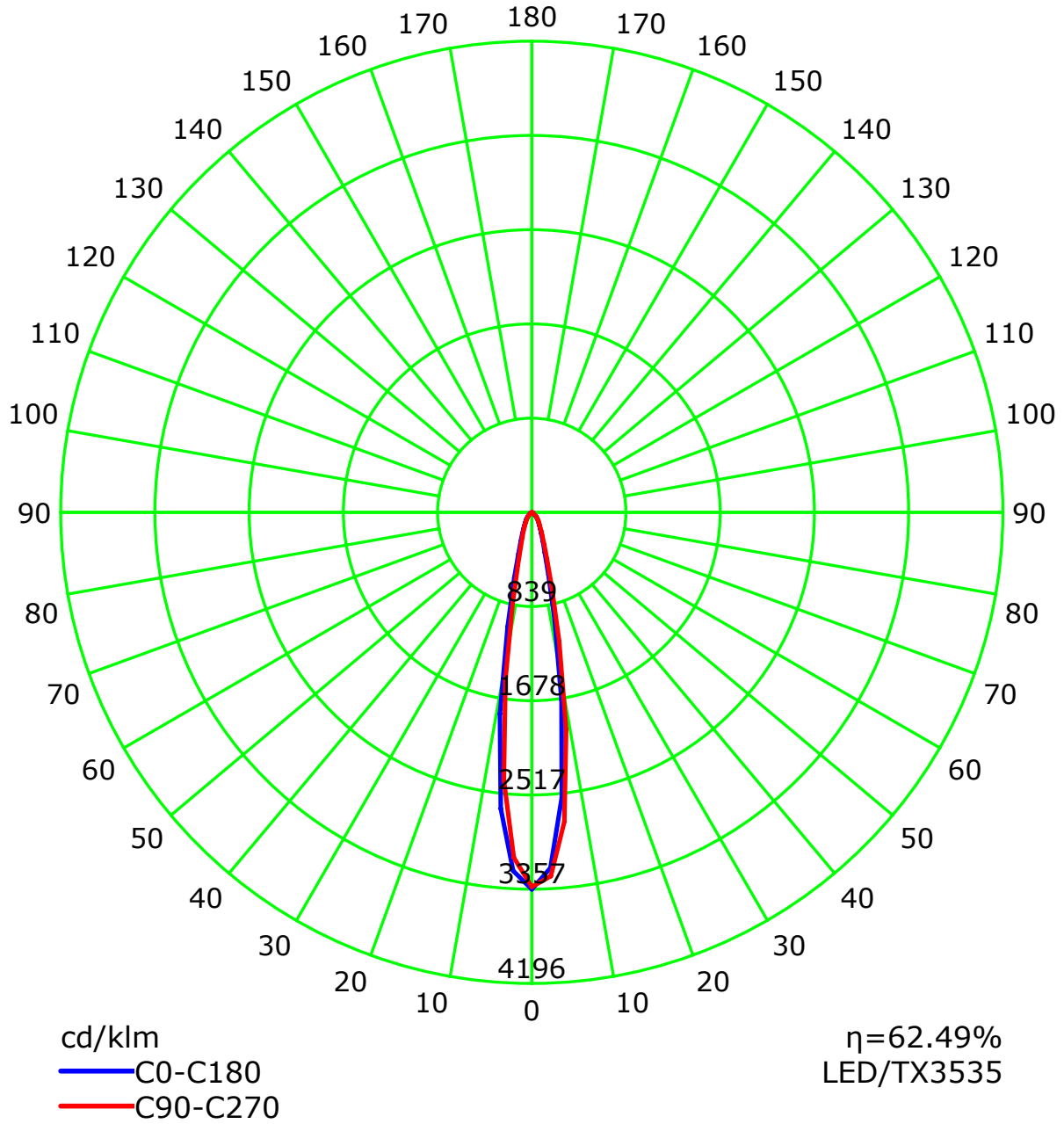
Luminous Intensity Distribution Curve



C Plane (°):0.0-360.0: 30.0
 Test Lab: MIRICO
 Test Type: TYPE C
 Temperature: 25
 Operator: MAO

Gamma Plane (°):0.0-180.0:3.0
 Test Device: GPM-1800B
 Distance: 10.289 m [K=1.0000]
 Humidity: 85
 Inspector:

Luminous Intensity Distribution Curve(cd/klm)



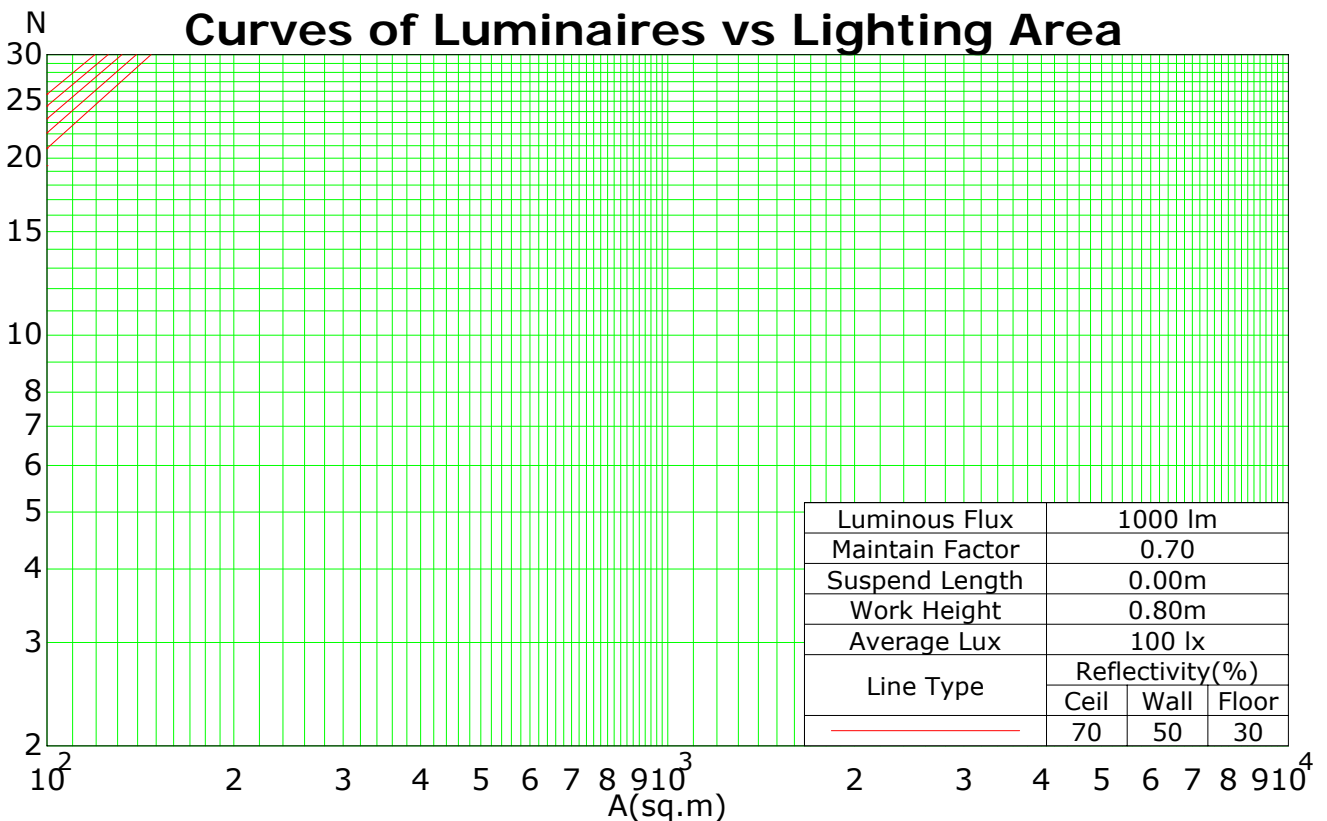
C Plane (°):0.0-360.0: 30.0
 Test Lab: MIRICO
 Test Type: TYPE C
 Temperature: 25
 Operator: MAO

Gamma Plane (°):0.0-180.0:3.0
 Test Device: GPM-1800B
 Distance: 10.289 m [K=1.0000]
 Humidity: 85
 Inspector:

Coefficients Of Utilization - Zonal Cavity Method

RC	0.8	0.8	0.8	0.8	0.7	0.7	0.7	0.7	0.5	0.5	0.5	0.3	0.3	0.3	0.1	0.1	0.1	0
RW	0.7	0.5	0.3	0.1	0.7	0.5	0.3	0.1	0.5	0.3	0.1	0.5	0.3	0.1	0.5	0.3	0.1	0
RCR	RF = 0.2																	
0	0.740	0.740	0.740	0.740	0.730	0.730	0.730	0.730	0.700	0.700	0.700	0.670	0.670	0.670	0.640	0.640	0.640	0.63
1	0.720	0.700	0.690	0.680	0.700	0.690	0.680	0.660	0.660	0.650	0.640	0.640	0.630	0.630	0.620	0.610	0.610	0.60
2	0.690	0.660	0.640	0.620	0.670	0.650	0.630	0.610	0.630	0.610	0.600	0.610	0.600	0.590	0.600	0.590	0.580	0.57
3	0.660	0.630	0.600	0.580	0.650	0.620	0.590	0.570	0.600	0.580	0.570	0.590	0.570	0.560	0.570	0.560	0.550	0.54
4	0.630	0.600	0.570	0.540	0.620	0.590	0.560	0.540	0.580	0.550	0.540	0.560	0.540	0.530	0.550	0.540	0.520	0.52
5	0.610	0.570	0.540	0.520	0.600	0.560	0.530	0.510	0.550	0.530	0.510	0.540	0.520	0.510	0.530	0.520	0.500	0.49
6	0.590	0.540	0.510	0.490	0.580	0.540	0.510	0.490	0.530	0.510	0.490	0.520	0.500	0.480	0.520	0.500	0.480	0.47
7	0.570	0.520	0.490	0.470	0.560	0.520	0.490	0.470	0.510	0.490	0.470	0.510	0.480	0.470	0.500	0.480	0.460	0.46
8	0.550	0.500	0.470	0.450	0.540	0.500	0.470	0.450	0.490	0.470	0.450	0.490	0.470	0.450	0.480	0.460	0.450	0.44
9	0.530	0.490	0.460	0.440	0.530	0.480	0.460	0.440	0.480	0.450	0.440	0.470	0.450	0.430	0.470	0.450	0.430	0.43
10	0.520	0.470	0.440	0.420	0.510	0.470	0.440	0.420	0.460	0.440	0.420	0.460	0.440	0.420	0.460	0.440	0.420	0.41

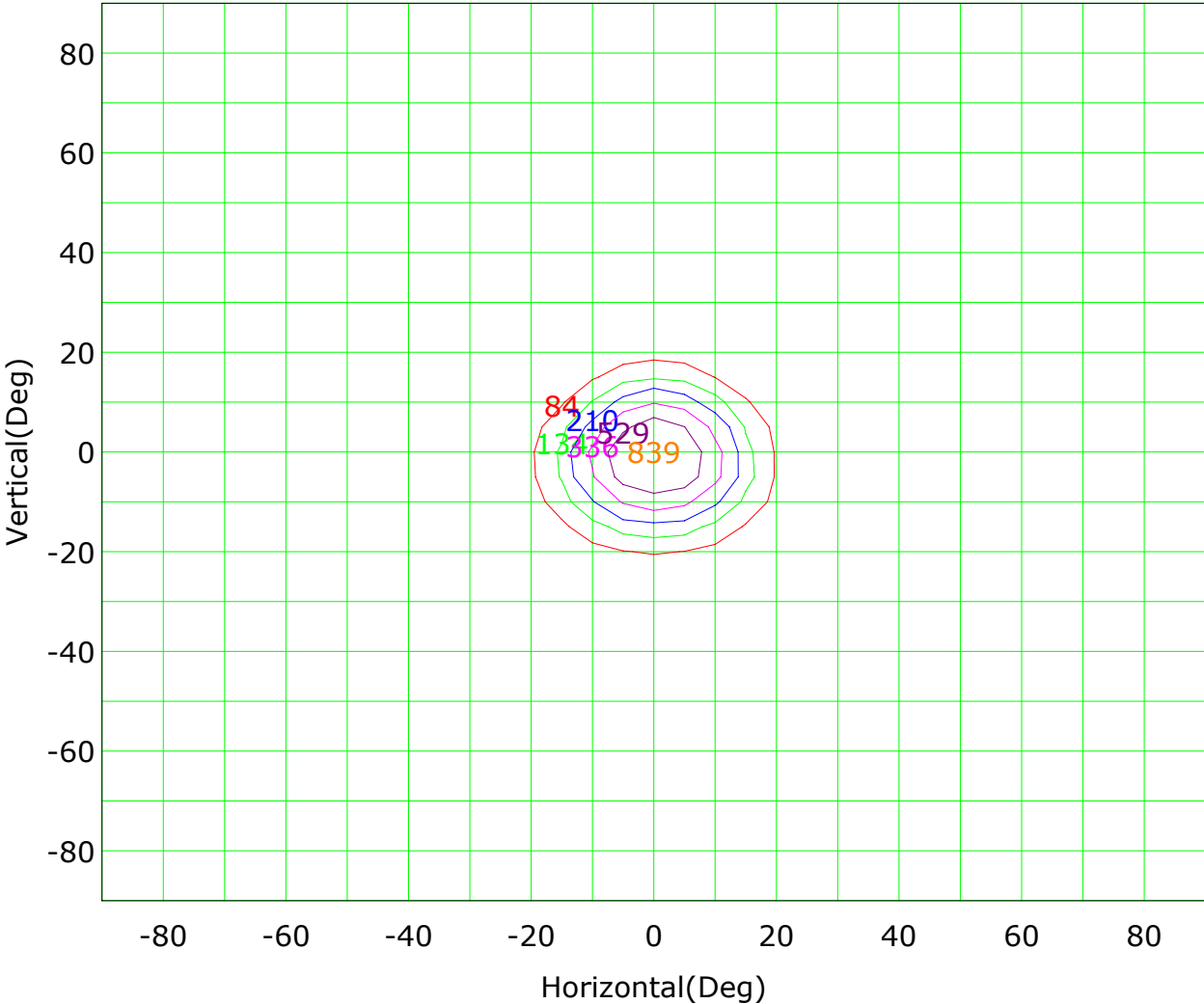
Spacing Criteria (0-180): 0.32
 Spacing Criteria (90-270): 0.32
 Spacing Criteria (Diagonal): 0.32



C Plane (°):0.0-360.0: 30.0
 Test Lab: MIRICO
 Test Type: TYPE C
 Temperature: 25
 Operator: MAO

Gamma Plane (°):0.0-180.0:3.0
 Test Device: GPM-1800B
 Distance: 10.289 m [K=1.0000]
 Humidity: 85
 Inspector:

Isocandela (rectangle)



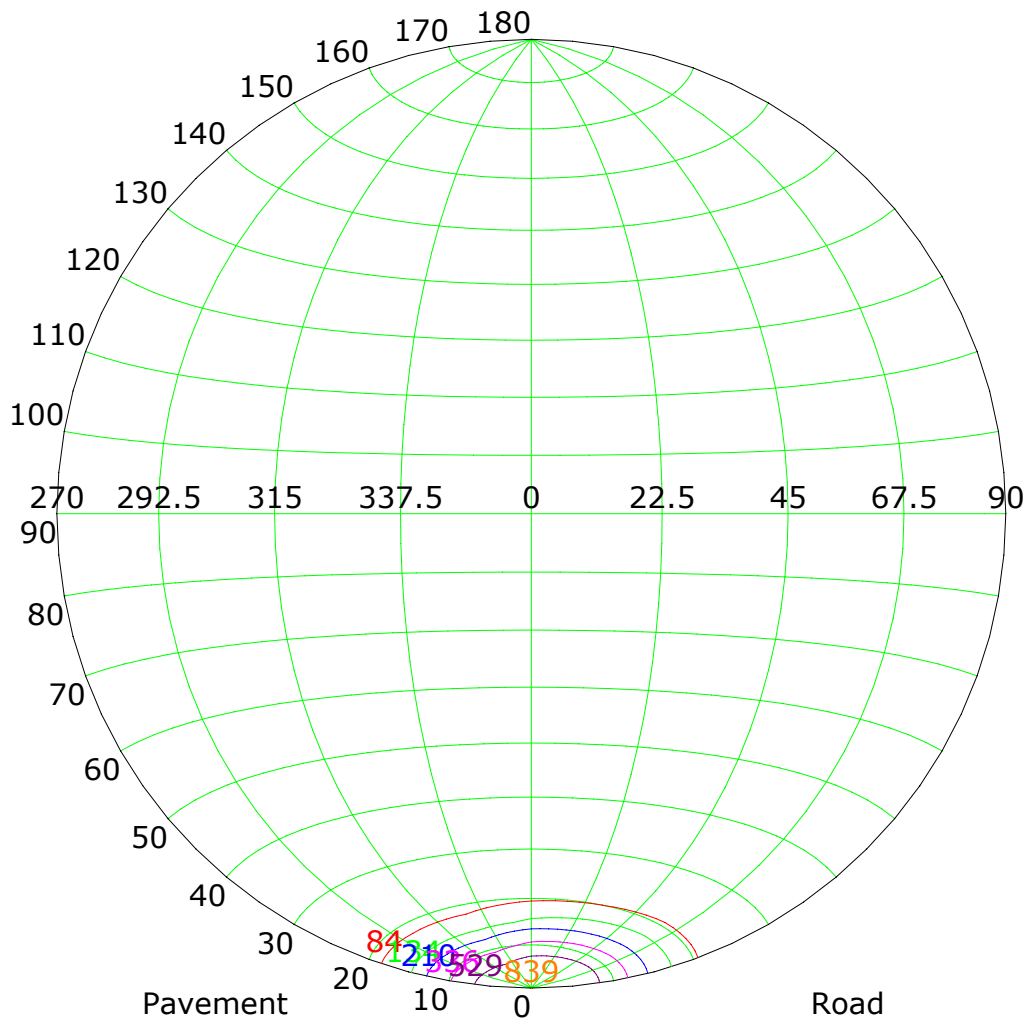
Imax (100%): 839 cd

- (10%): 84 cd
- (16%): 134 cd
- (25%): 210 cd
- (40%): 336 cd
- (63%): 529 cd
- (100%): 839 cd

C Plane (°):0.0-360.0: 30.0
Test Lab: MIRICO
Test Type: TYPE C
Temperature: 25
Operator: MAO

Gamma Plane (°):0.0-180.0:3.0
Test Device: GPM-1800B
Distance: 10.289 m [K=1.0000]
Humidity: 85
Inspector:

Isocandela (sphere)



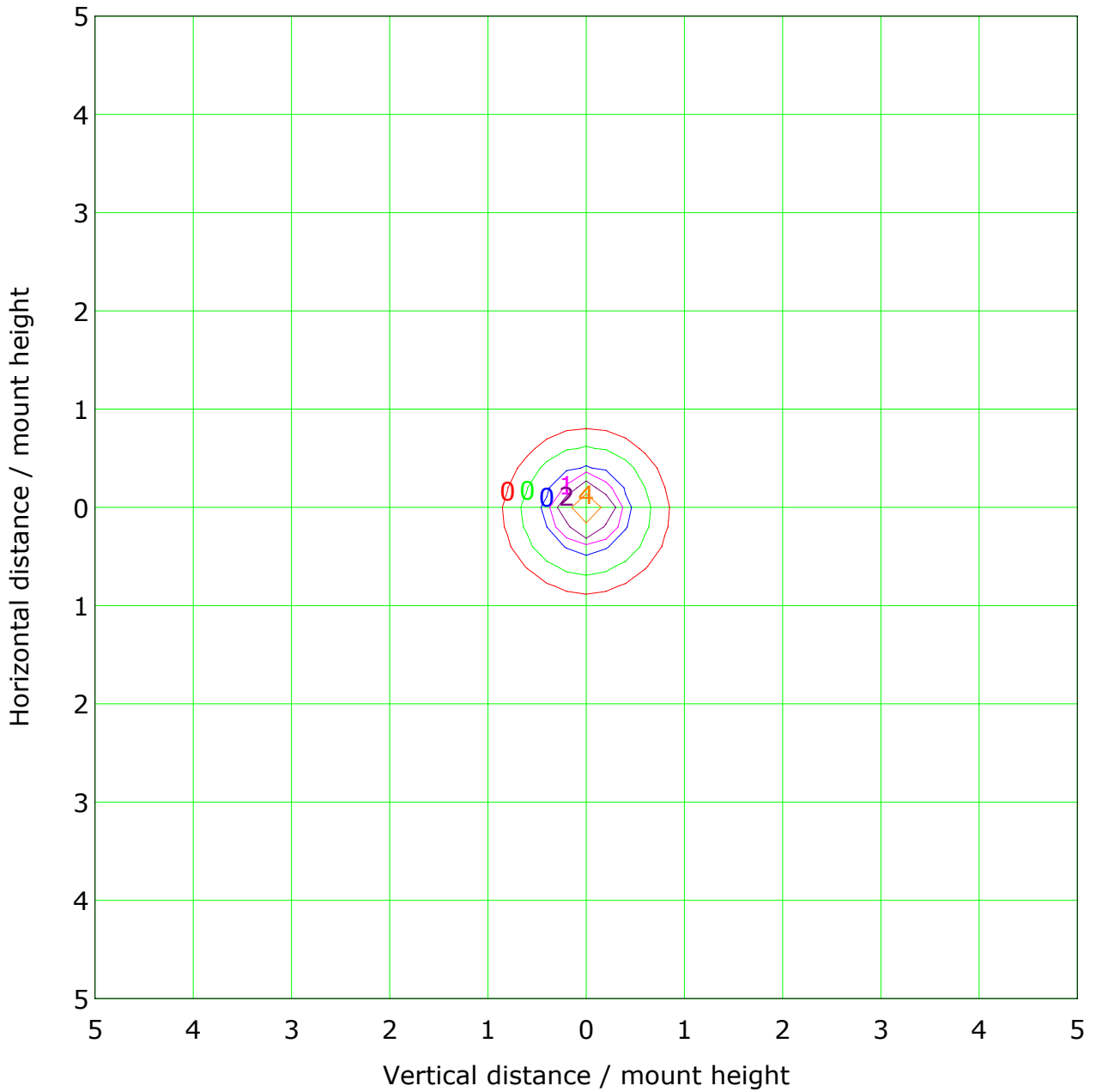
Imax (100%): 839 cd

— (10%):	84 cd	— (16%):	134 cd
— (25%):	210 cd	— (40%):	336 cd
— (63%):	529 cd	— (100%):	839 cd

C Plane (°):0.0-360.0: 30.0
 Test Lab: MIRICO
 Test Type: TYPE C
 Temperature: 25
 Operator: MAO

Gamma Plane (°):0.0-180.0:3.0
 Test Device: GPM-1800B
 Distance: 10.289 m [K=1.0000]
 Humidity: 85
 Inspector:

IsoLux Plot



Mounting Height: 10.0m		Max Lux(100%): 8.4 lx	
<ul style="list-style-type: none"> — (1%): 0.1 lx — (5%): 0.4 lx — (20%): 1.7 lx — (100%): 8.4 lx 	<ul style="list-style-type: none"> — (2%): 0.2 lx — (10%): 0.8 lx — (50%): 4.2 lx 		

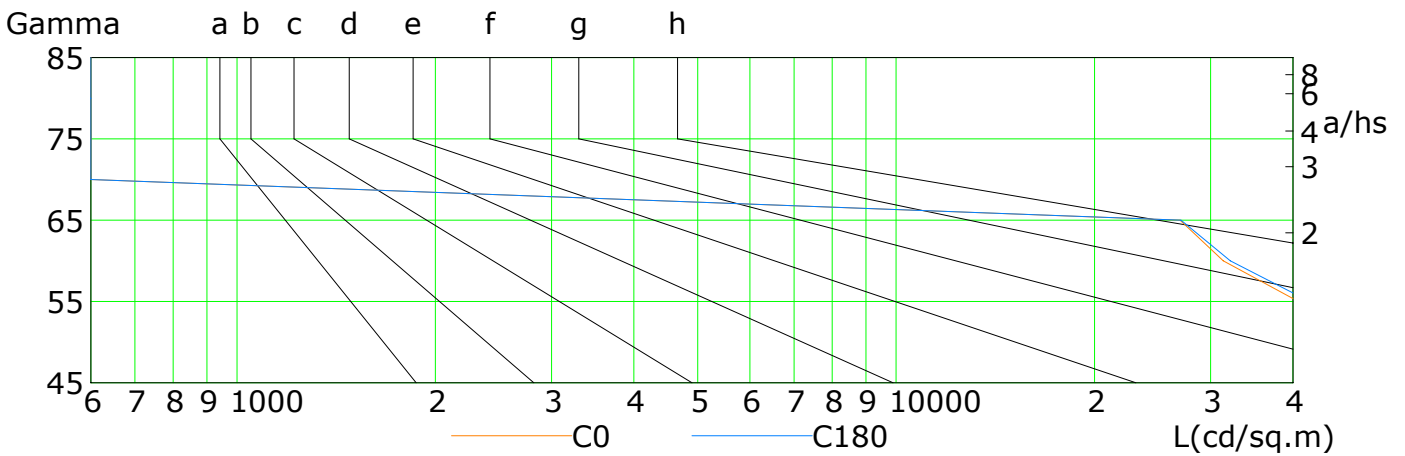
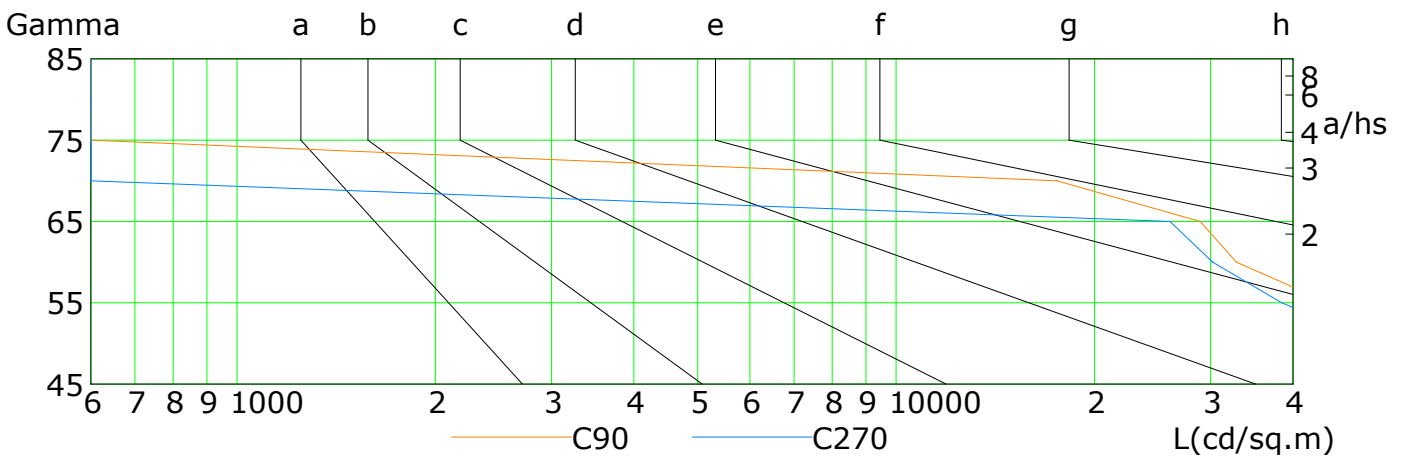
C Plane (°):0.0-360.0: 30.0
 Test Lab: MIRICO
 Test Type: TYPE C
 Temperature: 25
 Operator: MAO

Gamma Plane (°):0.0-180.0:3.0
 Test Device: GPM-1800B
 Distance: 10.289 m [K=1.0000]
 Humidity: 85
 Inspector:

Lum Limit Curve

Dazzle	Quality	Illuminance (lx)							
		2000	1000	500	<=300				
1.15	A	2000	1000	500	<=300				
1.50	B		2000	1000	500	<=300			
1.85	C			2000	1000	500	<=300		
2.20	D				2000	1000	500	<=300	
2.55	E					2000	1000	500	<=300

a b c d e f g h

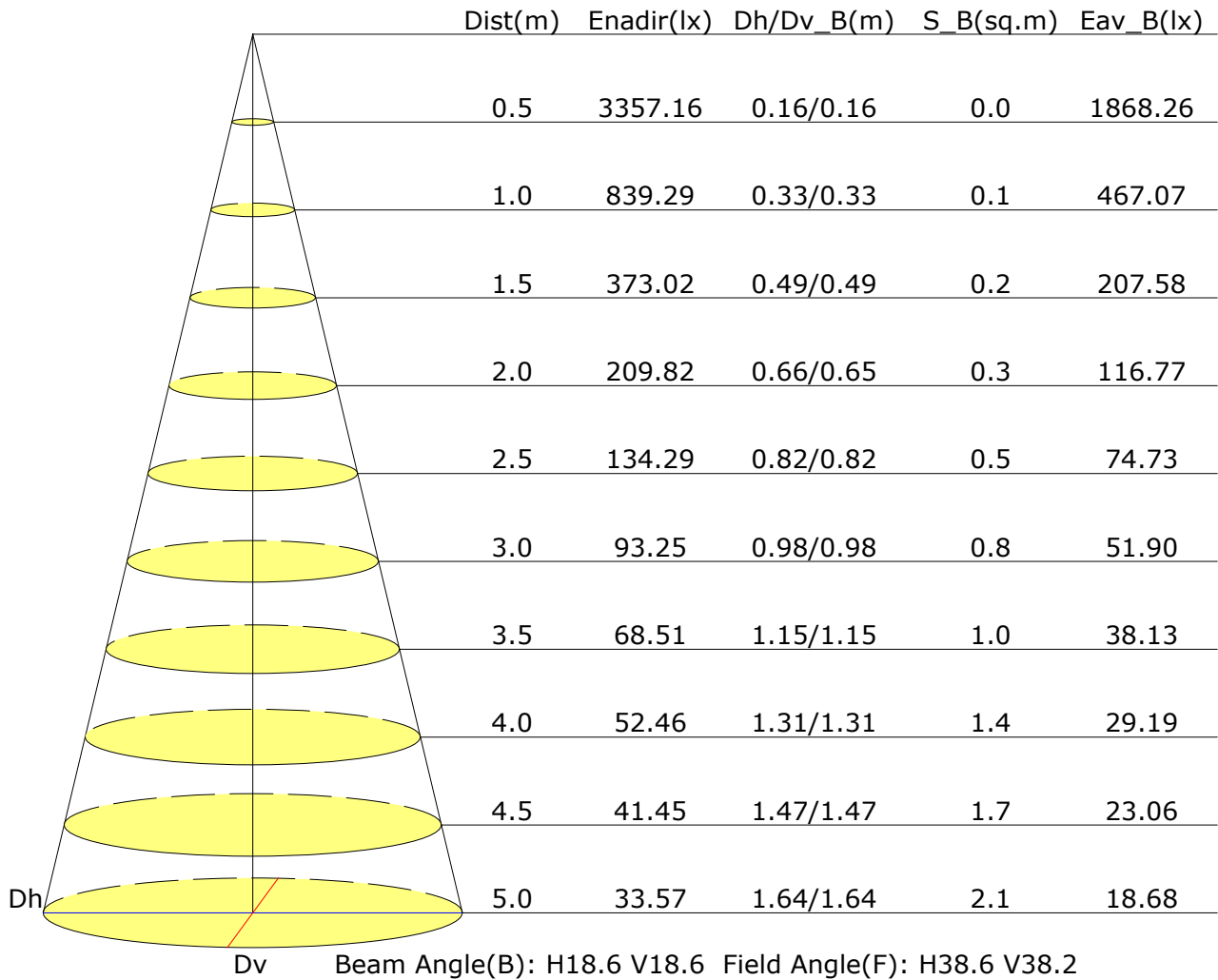


L(cd/sq.m)	G45	G50	G55	G60	G65	G70	G75	G80	G85
C0	105077	62359	40779	31350	26958	0	0	0	0
C90	120282	77618	45350	32821	28922	17538	0	0	0
C180	108038	68022	42423	32142	27048	0	0	0	0
C270	89792	54670	38444	30218	26021	0	0	0	0

C Plane (°):0.0-360.0: 30.0
 Test Lab: MIRICO
 Test Type: TYPE C
 Temperature: 25
 Operator: MAO

Gamma Plane (°):0.0-180.0:3.0
 Test Device: GPM-1800B
 Distance: 10.289 m [K=1.0000]
 Humidity: 85
 Inspector:

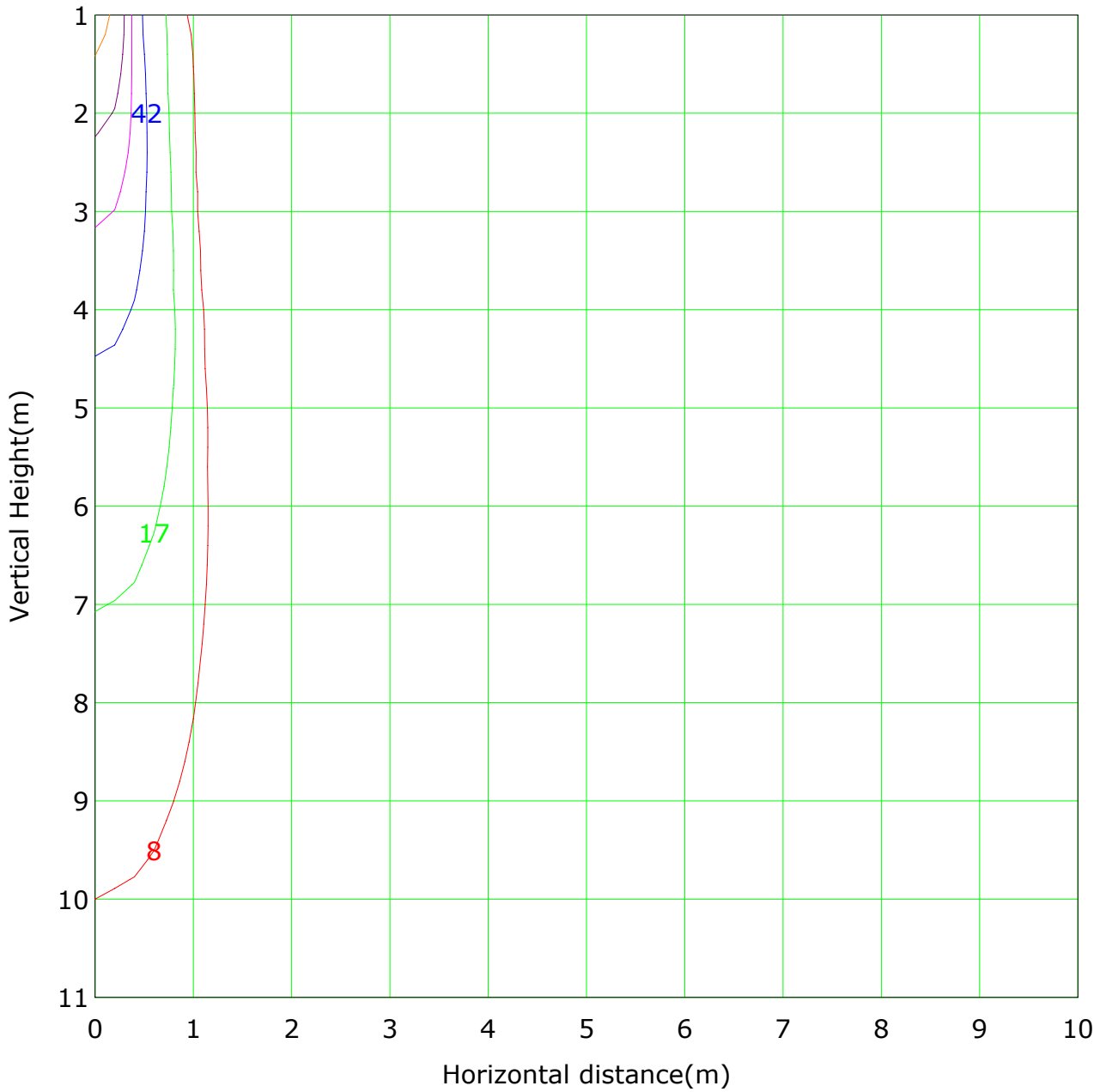
Illuminance at a Distance



C Plane (°):0.0-360.0: 30.0
 Test Lab: MIRICO
 Test Type: TYPE C
 Temperature: 25
 Operator: MAO

Gamma Plane (°):0.0-180.0:3.0
 Test Device: GPM-1800B
 Distance: 10.289 m [K=1.0000]
 Humidity: 85
 Inspector:

Vertical IsoLux Plot

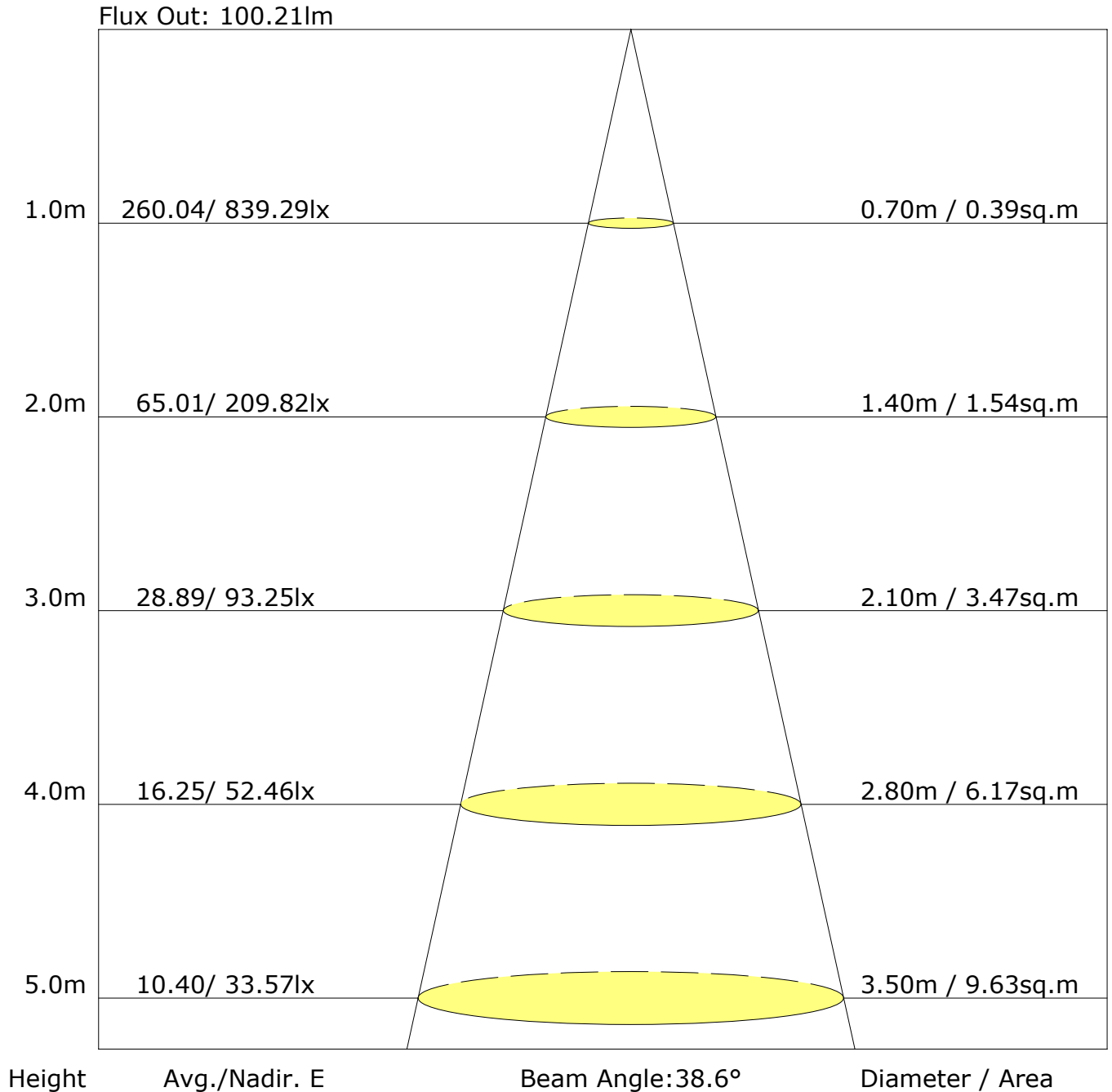


Lowest(m): 1.0m	Highest(m): 11.0m	Max Lux: 839.3 lx
— (1%): 8.4 lx	— (2%): 16.8 lx	
— (5%): 42.0 lx	— (10%): 83.9 lx	
— (20%): 167.9 lx	— (50%): 419.6 lx	
— (100%): 839.3 lx		

C Plane (°):0.0-360.0: 30.0
 Test Lab: MIRICO
 Test Type: TYPE C
 Temperature: 25
 Operator: MAO

Gamma Plane (°):0.0-180.0:3.0
 Test Device: GPM-1800B
 Distance: 10.289 m [K=1.0000]
 Humidity: 85
 Inspector:

The Average Illuminance Effective Figure



C Plane (°):0.0-360.0: 30.0
 Test Lab: MIRICO
 Test Type: TYPE C
 Temperature: 25
 Operator: MAO

Gamma Plane (°):0.0-180.0:3.0
 Test Device: GPM-1800B
 Distance: 10.289 m [K=1.0000]
 Humidity: 85
 Inspector:

UGR Table

Reflectance:										
Ceiling (cavity)	0.7	0.7	0.5	0.5	0.3	0.7	0.7	0.5	0.5	0.3
Wall	0.5	0.3	0.5	0.3	0.3	0.5	0.3	0.5	0.3	0.3
Reference plane	0.2	0.2	0.2	0.2	0.2	0.2	0.2	0.2	0.2	0.2
Room dimensions	Viewed crosswise					Viewed endwise				
X=2H Y=2H	21.9	22.6	22.1	22.8	23.0	22.0	22.7	22.2	22.9	23.1
3H	21.9	22.5	22.2	22.8	23.0	22.0	22.7	22.3	22.9	23.2
4H	21.8	22.4	22.1	22.7	22.9	22.0	22.6	22.3	22.8	23.1
6H	21.7	22.3	22.1	22.6	22.9	21.9	22.5	22.2	22.7	23.0
8H	21.7	22.2	22.0	22.5	22.8	21.9	22.4	22.2	22.7	23.0
12H	21.7	22.2	22.0	22.5	22.8	21.8	22.3	22.2	22.6	23.0
X=4H Y=2H	21.9	22.5	22.2	22.7	23.0	22.0	22.6	22.3	22.8	23.1
3H	21.9	22.4	22.2	22.7	23.0	22.0	22.5	22.4	22.8	23.2
4H	21.8	22.2	22.2	22.6	22.9	21.9	22.4	22.3	22.7	23.1
6H	21.7	22.1	22.1	22.5	22.9	21.8	22.3	22.2	22.6	23.0
8H	21.7	22.0	22.1	22.4	22.8	21.8	22.2	22.2	22.6	23.0
12H	21.6	21.9	22.0	22.4	22.8	21.8	22.1	22.2	22.5	22.9
X=8H Y=4H	21.7	22.0	22.1	22.4	22.8	21.8	22.2	22.2	22.6	23.0
6H	21.6	21.9	22.0	22.3	22.7	21.7	22.0	22.2	22.4	22.9
8H	21.5	21.8	22.0	22.2	22.7	21.7	21.9	22.1	22.4	22.8
12H	21.5	21.7	22.0	22.2	22.7	21.6	21.8	22.1	22.3	22.8
X=12H Y=4H	21.6	21.9	22.0	22.4	22.8	21.8	22.1	22.2	22.5	22.9
6H	21.5	21.8	22.0	22.2	22.7	21.7	21.9	22.1	22.4	22.8
8H	21.5	21.7	22.0	22.2	22.7	21.6	21.8	22.1	22.3	22.8
Variations with the observer position at spacings:										
S=1.0H	+1.6/-3.7					+1.5/-3.3				
S=1.5H	+3.5/-4.8					+3.4/-4.2				
S=2.0H	+5.2/-16.4					+5.2/-14.6				

Calculate in accordance with CIE Pub.117. The table is revised with 250lm ($8\log(F/F_0) = -4.8$).

C Plane (°):0.0-360.0: 30.0
 Test Lab: MIRICO
 Test Type: TYPE C
 Temperature: 25
 Operator: MAO

Gamma Plane (°):0.0-180.0:3.0
 Test Device: GPM-1800B
 Distance: 10.289 m [K=1.0000]
 Humidity: 85
 Inspector:

Zonal Lumen

Gamma [°]	I _{mean} [cd]	Zonal Flux [lm]	Sum Zonal Flux [lm]	Rel Zonal Flux [%]	Sum Rel Zonal Flux [%]
0.0-3.0	811.4	7.0	7.0	2.79	2.79
3.0-6.0	717.3	18.5	25.5	7.41	10.20
6.0-9.0	540.2	23.2	48.7	9.28	19.48
9.0-12.0	343.8	20.6	69.3	8.24	27.72
12.0-15.0	200.4	15.4	84.7	6.15	33.88
15.0-18.0	122.1	11.4	96.1	4.56	38.44
18.0-21.0	82.5	9.1	105.2	3.62	42.06
21.0-24.0	60.6	7.6	112.8	3.05	45.11
24.0-27.0	46.6	6.6	119.4	2.64	47.75
27.0-30.0	37.2	5.8	125.2	2.34	50.09
30.0-33.0	30.5	5.2	130.5	2.10	52.18
33.0-36.0	25.5	4.7	135.2	1.90	54.08
36.0-39.0	21.4	4.3	139.5	1.71	55.79
39.0-42.0	17.8	3.8	143.3	1.52	57.31
42.0-45.0	14.6	3.3	146.6	1.32	58.63
45.0-48.0	11.2	2.7	149.3	1.07	59.71
48.0-51.0	7.9	2.0	151.2	0.79	60.49
51.0-54.0	5.4	1.4	152.6	0.56	61.05
54.0-57.0	4.0	1.1	153.7	0.43	61.48
57.0-60.0	3.1	0.9	154.6	0.35	61.83
60.0-63.0	2.5	0.7	155.3	0.29	62.12
63.0-66.0	2.0	0.6	155.9	0.24	62.36
66.0-69.0	1.0	0.3	156.2	0.12	62.48
69.0-72.0	0.1	0.0	156.2	0.01	62.49
72.0-75.0	0.0	0.0	156.2	0.00	62.49
75.0-78.0	0.0	0.0	156.2	0.00	62.49
78.0-81.0	0.0	0.0	156.2	0.00	62.49
81.0-84.0	0.0	0.0	156.2	0.00	62.49
84.0-87.0	0.0	0.0	156.2	0.00	62.49
87.0-90.0	0.0	0.0	156.2	0.00	62.49
90.0-93.0	0.0	0.0	156.2	0.00	62.49
93.0-96.0	0.0	0.0	156.2	0.00	62.49
96.0-99.0	0.0	0.0	156.2	0.00	62.49
99.0-102.0	0.0	0.0	156.2	0.00	62.49
102.0-105.0	0.0	0.0	156.2	0.00	62.49
105.0-108.0	0.0	0.0	156.2	0.00	62.49

C Plane (°):0.0-360.0: 30.0
 Test Lab: MIRICO
 Test Type: TYPE C
 Temperature: 25
 Operator: MAO

Gamma Plane (°):0.0-180.0:3.0
 Test Device: GPM-1800B
 Distance: 10.289 m [K=1.0000]
 Humidity: 85
 Inspector:

Candlepower Table

Unit: cd

G\C	C0.0	C30.0	C60.0	C90.0	C120.0	C150.0	C180.0	C210.0	C240.0	C270.0
G0.0	839.3	834.2	832.8	833.8	831.1	829.3	839.3	834.2	832.8	833.8
G3.0	792.8	803.5	812.2	811.1	819.1	823.5	799.3	779.7	765.4	770.0
G6.0	638.2	669.7	696.8	692.6	716.3	729.4	663.2	625.4	594.8	599.0
G9.0	423.6	460.6	490.3	489.6	518.7	536.4	454.5	406.3	374.6	377.9
G12.0	245.0	271.4	294.1	293.1	313.8	328.2	260.3	229.3	208.0	205.8
G15.0	144.0	160.1	173.1	170.8	183.0	188.5	151.3	134.4	122.2	121.0
G18.0	94.2	104.1	110.9	108.8	114.4	116.8	96.9	88.2	81.7	81.0
G21.0	68.2	73.8	77.9	77.4	79.9	80.8	69.4	64.0	60.0	60.1
G24.0	52.1	55.9	58.2	58.2	59.7	59.7	52.4	49.0	45.6	46.2
G27.0	41.5	44.3	45.8	45.6	46.3	46.3	40.9	38.4	36.2	36.6
G30.0	33.8	36.2	37.2	36.9	37.2	36.9	33.2	31.1	29.3	29.8
G33.0	28.3	30.1	31.0	30.8	30.8	30.5	27.6	25.9	24.4	24.7
G36.0	23.8	25.4	26.0	25.9	25.9	25.5	23.3	21.7	20.5	20.7
G39.0	20.0	21.3	21.8	21.9	21.9	21.5	19.7	18.1	17.1	17.3
G42.0	16.5	17.6	18.0	18.4	18.3	17.8	16.5	15.1	14.1	14.4
G45.0	13.1	14.1	14.5	15.0	15.1	14.7	13.5	12.3	11.3	11.2
G48.0	9.1	9.8	10.4	11.5	11.6	11.3	10.0	9.1	8.1	7.8
G51.0	6.1	6.4	6.7	7.5	7.5	7.3	6.6	6.1	5.5	5.4
G54.0	4.5	4.6	4.6	5.0	5.0	4.8	4.7	4.5	4.1	4.2
G57.0	3.4	3.5	3.4	3.8	3.7	3.6	3.5	3.6	3.2	3.3
G60.0	2.8	2.8	2.7	2.9	2.8	2.8	2.8	2.9	2.6	2.7
G63.0	2.3	2.3	2.2	2.4	2.3	2.2	2.3	2.4	2.2	2.2
G66.0	1.9	1.9	1.8	2.0	1.9	1.9	1.9	2.0	1.8	1.8
G69.0	0.0	0.0	0.0	1.6	0.0	0.0	0.0	0.0	0.0	0.0
G72.0	0.0	0.0	0.0	0.0	0.0	0.0	0.0	0.0	0.0	0.0
G75.0	0.0	0.0	0.0	0.0	0.0	0.0	0.0	0.0	0.0	0.0
G78.0	0.0	0.0	0.0	0.0	0.0	0.0	0.0	0.0	0.0	0.0
G81.0	0.0	0.0	0.0	0.0	0.0	0.0	0.0	0.0	0.0	0.0
G84.0	0.0	0.0	0.0	0.0	0.0	0.0	0.0	0.0	0.0	0.0
G87.0	0.0	0.0	0.0	0.0	0.0	0.0	0.0	0.0	0.0	0.0
G90.0	0.0	0.0	0.0	0.0	0.0	0.0	0.0	0.0	0.0	0.0
G93.0	0.0	0.0	0.0	0.0	0.0	0.0	0.0	0.0	0.0	0.0
G96.0	0.0	0.0	0.0	0.0	0.0	0.0	0.0	0.0	0.0	0.0
G99.0	0.0	0.0	0.0	0.0	0.0	0.0	0.0	0.0	0.0	0.0
G102.0	0.0	0.0	0.0	0.0	0.0	0.0	0.0	0.0	0.0	0.0
G105.0	0.0	0.0	0.0	0.0	0.0	0.0	0.0	0.0	0.0	0.0
G108.0	0.0	0.0	0.0	0.0	0.0	0.0	0.0	0.0	0.0	0.0

C Plane (°):0.0-360.0: 30.0

Test Lab: MIRICO

Test Type: TYPE C

Temperature: 25

Operator: MAO

Gamma Plane (°):0.0-180.0:3.0

Test Device: GPM-1800B

Distance: 10.289 m [K=1.0000]

Humidity: 85

Inspector:

Candlepower Table (Continue 2)

Unit: cd

G\C	C300.0	C330.0	C360.0							
G0.0	831.1	829.3	839.3							
G3.0	752.3	742.6	792.8							
G6.0	566.8	551.1	638.2							
G9.0	349.5	338.7	423.6							
G12.0	192.7	189.5	245.0							
G15.0	114.8	114.1	144.0							
G18.0	77.7	77.8	94.2							
G21.0	57.6	58.0	68.2							
G24.0	44.4	44.8	52.1							
G27.0	35.3	35.7	41.5							
G30.0	28.8	29.3	33.8							
G33.0	24.0	24.2	28.3							
G36.0	20.0	20.1	23.8							
G39.0	16.7	16.5	20.0							
G42.0	13.7	13.6	16.5							
G45.0	10.6	10.4	13.1							
G48.0	7.4	7.3	9.1							
G51.0	5.2	5.0	6.1							
G54.0	4.0	3.8	4.5							
G57.0	3.1	2.9	3.4							
G60.0	2.5	2.5	2.8							
G63.0	2.1	2.0	2.3							
G66.0	1.6	1.6	1.9							
G69.0	0.0	0.0	0.0							
G72.0	0.0	0.0	0.0							
G75.0	0.0	0.0	0.0							
G78.0	0.0	0.0	0.0							
G81.0	0.0	0.0	0.0							
G84.0	0.0	0.0	0.0							
G87.0	0.0	0.0	0.0							
G90.0	0.0	0.0	0.0							
G93.0	0.0	0.0	0.0							
G96.0	0.0	0.0	0.0							
G99.0	0.0	0.0	0.0							
G102.0	0.0	0.0	0.0							
G105.0	0.0	0.0	0.0							
G108.0	0.0	0.0	0.0							

C Plane (°):0.0-360.0: 30.0

Test Lab: MIRICO

Test Type: TYPE C

Temperature: 25

Operator: MAO

Gamma Plane (°):0.0-180.0:3.0

Test Device: GPM-1800B

Distance: 10.289 m [K=1.0000]

Humidity: 85

Inspector:

LED Average Luminance Report

Avg.L	cd/m ²
L 0-180(65) av	27003.09
L 0-180(75) av	0.00
L 0-180(85) av	0.00
L 90-270(65) av	27471.74
L 90-270(75) av	0.00
L 90-270(85) av	0.00
L 45(65) av	26054.63
L 45(75) av	0.00
L 45(85) av	0.00

Standard: GB/T 29293-2012

C Plane (°):0.0-360.0: 30.0
Test Lab: MIRICO
Test Type: TYPE C
Temperature: 25
Operator: MAO

Gamma Plane (°):0.0-180.0:3.0
Test Device: GPM-1800B
Distance: 10.289 m [K=1.0000]
Humidity: 85
Inspector: