

Report No.:

Test Time: 2024-7-11 17:22

## Luminaire Property

Luminaire Manufacturer:  
Luminaire Category: SPOTLIGHT  
Lamp Catalog: LED  
Number of Lamps: 1  
Luminous Length (mm): -13  
Luminous Height (mm):  
Current: 0.017 A  
Power Factor: 0.440

Luminaire Description: 6541  
Lamp Description: TX3535  
Lumens per Lamp: 100  
Luminous Width (mm): -13  
Voltage: 221.3 V  
Power: 1.60 W


## Photometric Results

CIE Class: Direct  
Measurement Flux: 78.8 lm  
Downward Ratio: 78.82%  
Horizontal Diffuse Angle(50%): H24.9  
Vertical Diffuse Angle(50%): V24.9  
Luminaire Efficacy Rating (LER): 46.81  
Max. Intensity: 281.33 cd  
S/MH(C0/C180): 0.42

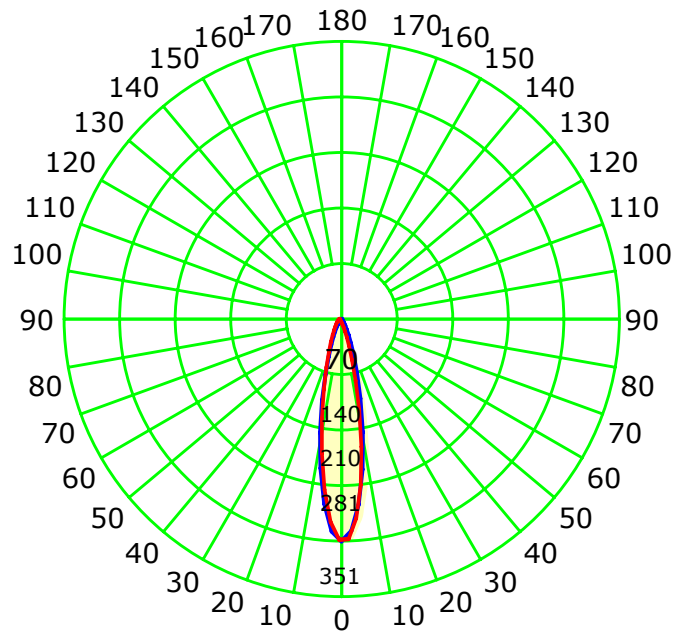
Total Rated Lamp Lumens: 100.0 lm  
Efficiency: 78.82%  
Upward Ratio: 0.00%

C0r0 Intensity: 281.32 cd  
Pos of Max. Intensity: H0 V0  
S/MH(C90/C270): 0.42

Picture Of Luminaire



Luminous Intensity Distribution Curve



Unit: cd

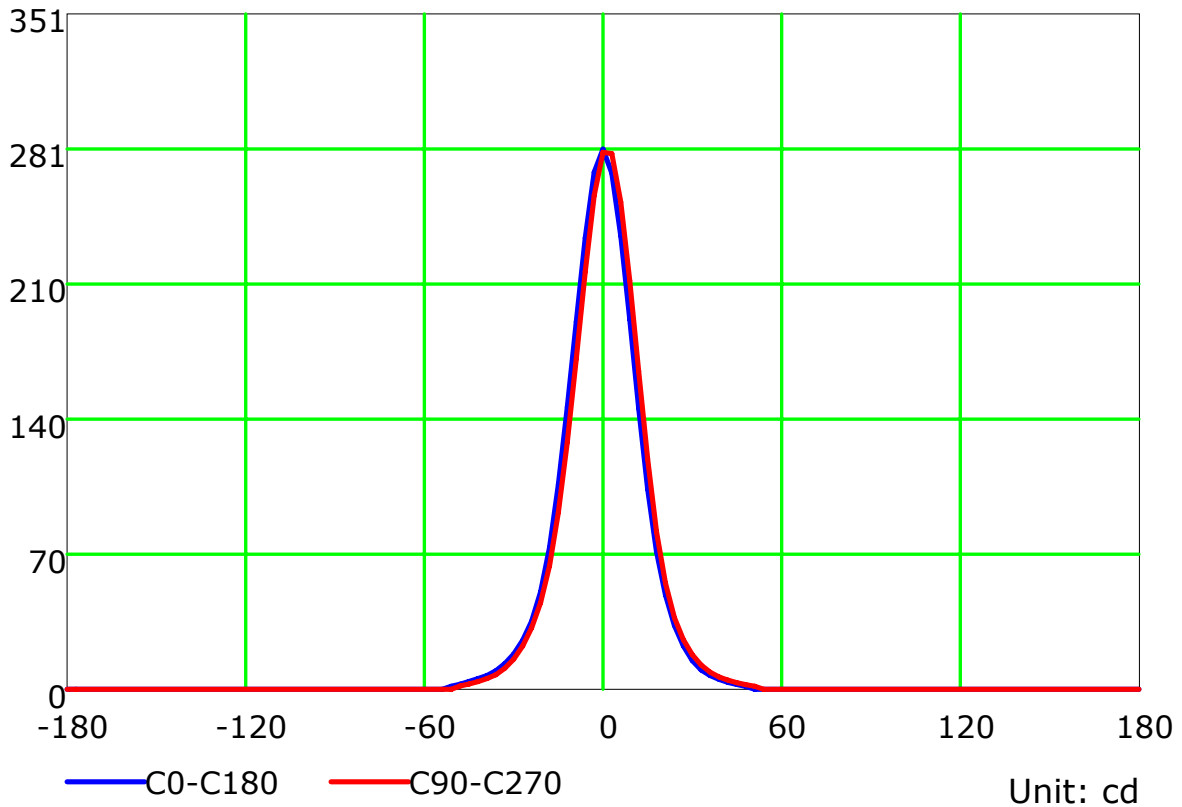
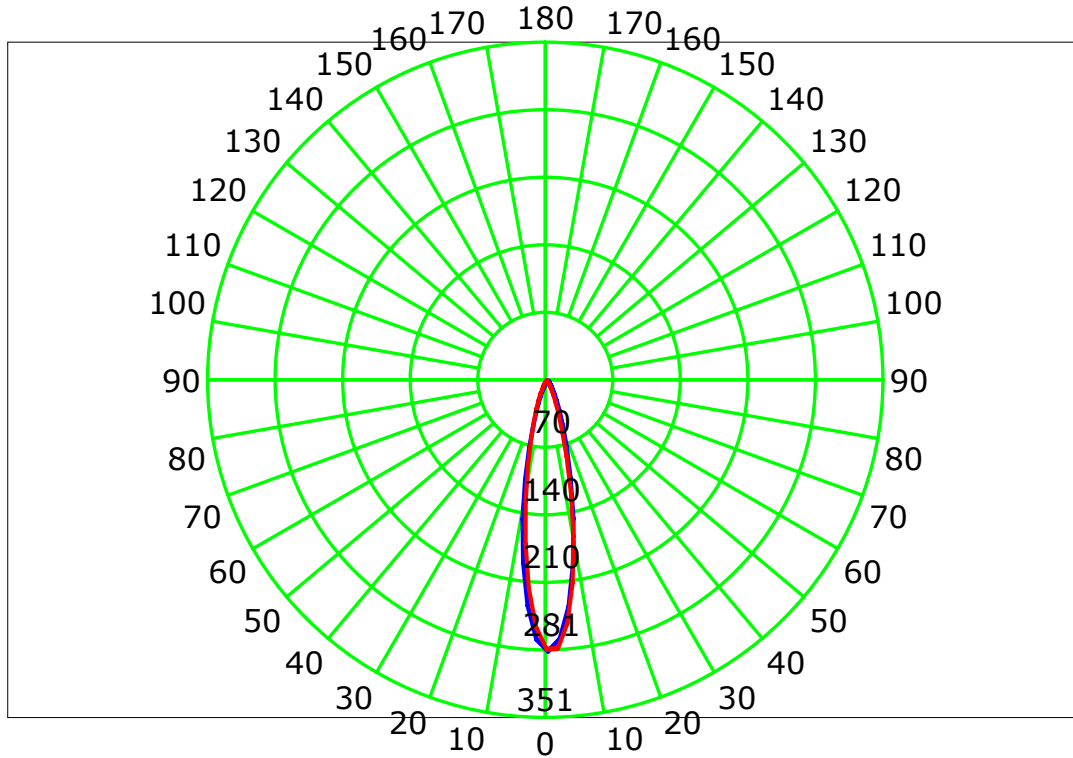
Average Diffuse Angle(50%): 17.9°

— C0-C180 — C90-C270

C Plane (°):0.0-360.0: 30.0  
Test Lab: MIRICO  
Test Type: TYPE C  
Temperature: 25  
Operator: MAO

Gamma Plane (°):0.0-180.0:3.0  
Test Device: GPM-1800B  
Distance: 10.289 m [K=1.0000]  
Humidity: 85  
Inspector:

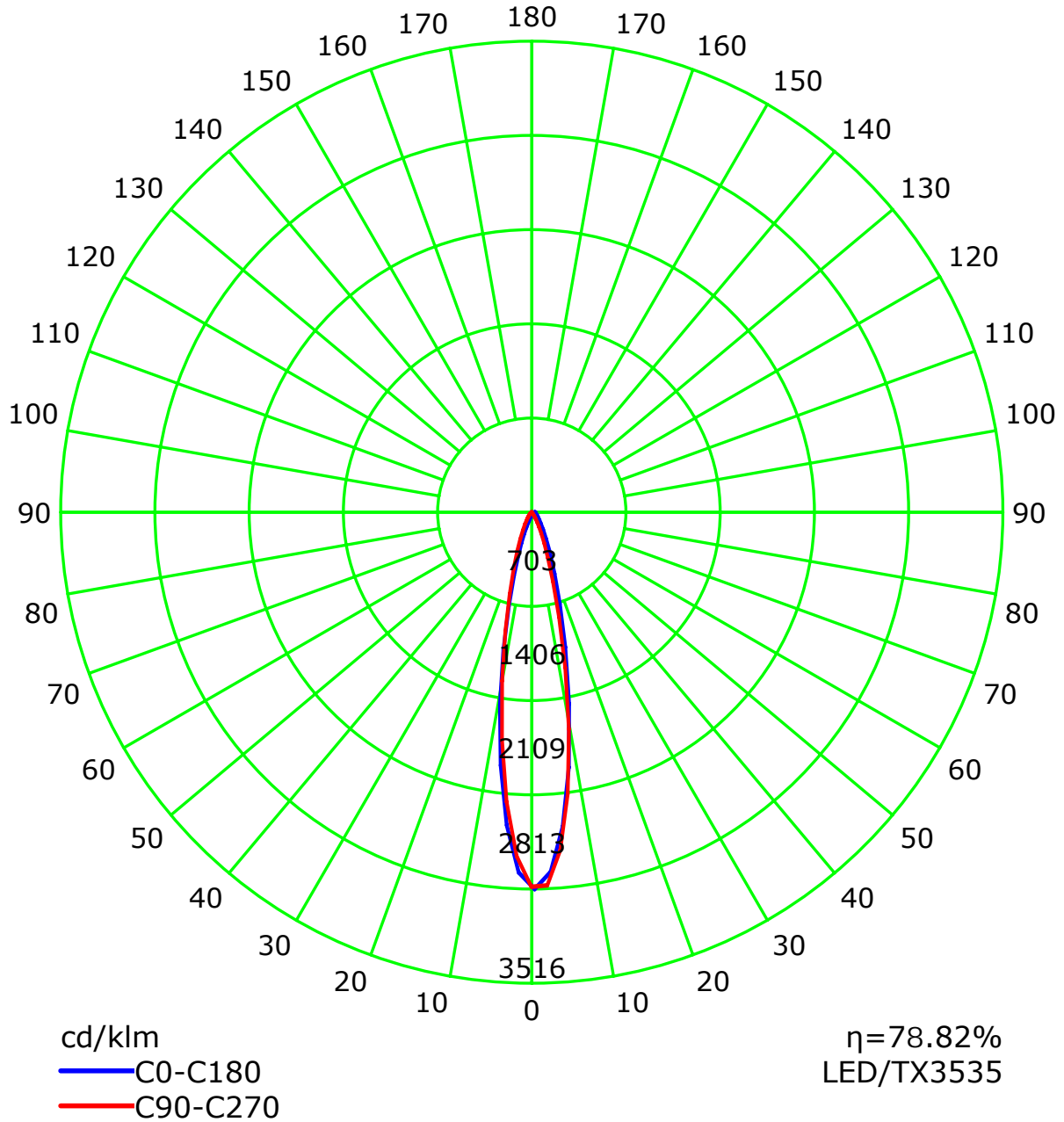
## Luminous Intensity Distribution Curve



C Plane (°):0.0-360.0: 30.0  
 Test Lab: MIRICO  
 Test Type: TYPE C  
 Temperature: 25  
 Operator: MAO

Gamma Plane (°):0.0-180.0:3.0  
 Test Device: GPM-1800B  
 Distance: 10.289 m [K=1.0000]  
 Humidity: 85  
 Inspector:

## Luminous Intensity Distribution Curve(cd/klm)



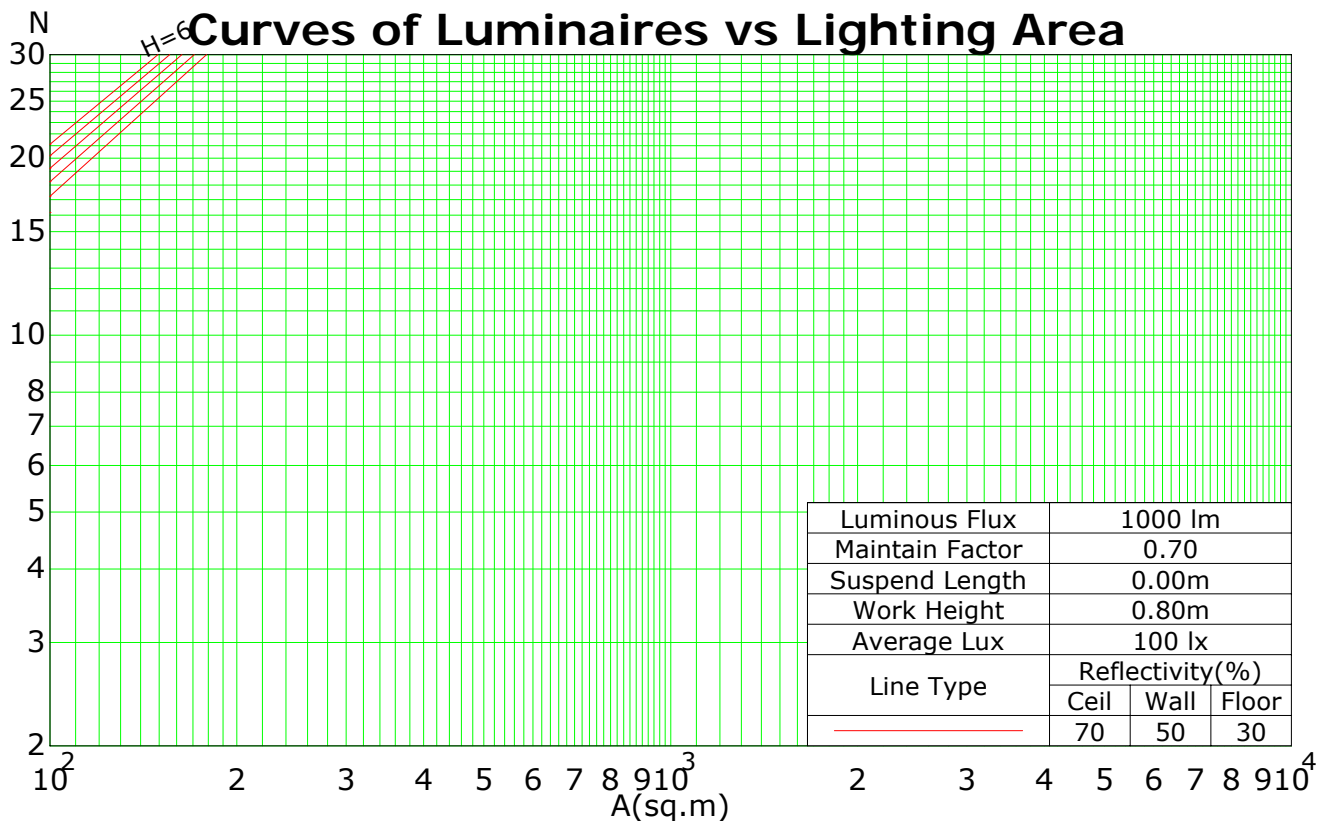
C Plane (°):0.0-360.0: 30.0  
 Test Lab: MIRICO  
 Test Type: TYPE C  
 Temperature: 25  
 Operator: MAO

Gamma Plane (°):0.0-180.0:3.0  
 Test Device: GPM-1800B  
 Distance: 10.289 m [K=1.0000]  
 Humidity: 85  
 Inspector:

## Coefficients Of Utilization - Zonal Cavity Method

RC	0.8	0.8	0.8	0.8	0.7	0.7	0.7	0.7	0.5	0.5	0.5	0.3	0.3	0.3	0.1	0.1	0.1	0
RW	0.7	0.5	0.3	0.1	0.7	0.5	0.3	0.1	0.5	0.3	0.1	0.5	0.3	0.1	0.5	0.3	0.1	0
RCCR	RF = 0.2																	
0	0.890	0.890	0.890	0.890	0.870	0.870	0.870	0.870	0.830	0.830	0.830	0.800	0.800	0.800	0.760	0.760	0.760	0.75
1	0.860	0.840	0.830	0.810	0.840	0.830	0.810	0.800	0.800	0.780	0.780	0.770	0.760	0.750	0.740	0.740	0.730	0.72
2	0.830	0.800	0.770	0.750	0.810	0.780	0.760	0.740	0.760	0.740	0.730	0.740	0.720	0.710	0.720	0.710	0.700	0.69
3	0.800	0.760	0.730	0.700	0.780	0.750	0.720	0.700	0.730	0.710	0.690	0.710	0.690	0.680	0.700	0.680	0.670	0.66
4	0.770	0.720	0.690	0.660	0.750	0.710	0.680	0.660	0.700	0.670	0.650	0.680	0.660	0.650	0.670	0.650	0.640	0.63
5	0.740	0.690	0.660	0.630	0.730	0.680	0.650	0.630	0.670	0.640	0.620	0.660	0.640	0.620	0.650	0.630	0.610	0.60
6	0.710	0.660	0.630	0.600	0.700	0.660	0.620	0.600	0.650	0.620	0.600	0.640	0.610	0.590	0.630	0.610	0.590	0.58
7	0.690	0.640	0.600	0.580	0.680	0.630	0.600	0.570	0.620	0.590	0.570	0.610	0.590	0.570	0.610	0.580	0.570	0.56
8	0.670	0.610	0.580	0.550	0.660	0.610	0.570	0.550	0.600	0.570	0.550	0.590	0.570	0.550	0.590	0.560	0.550	0.54
9	0.650	0.590	0.560	0.530	0.640	0.590	0.550	0.530	0.580	0.550	0.530	0.570	0.550	0.530	0.570	0.540	0.530	0.52
10	0.630	0.570	0.540	0.510	0.620	0.570	0.530	0.510	0.560	0.530	0.510	0.560	0.530	0.510	0.550	0.530	0.510	0.50

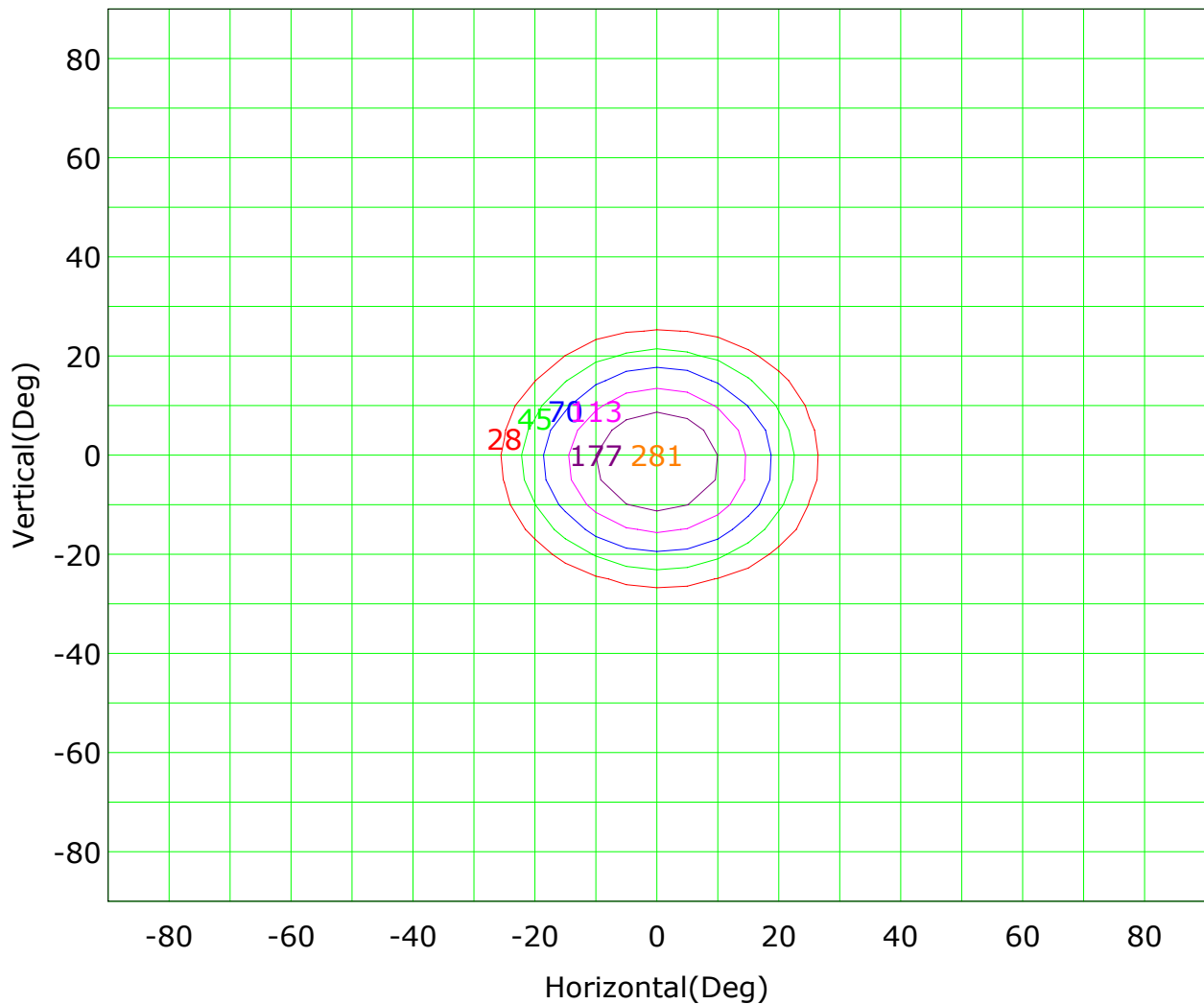
Spacing Criteria (0-180): 0.42  
 Spacing Criteria (90-270): 0.42  
 Spacing Criteria (Diagonal): 0.44



C Plane (°):0.0-360.0: 30.0  
 Test Lab: MIRICO  
 Test Type: TYPE C  
 Temperature: 25  
 Operator: MAO

Gamma Plane (°):0.0-180.0:3.0  
 Test Device: GPM-1800B  
 Distance: 10.289 m [K=1.0000]  
 Humidity: 85  
 Inspector:

## Isocandela (rectangle)



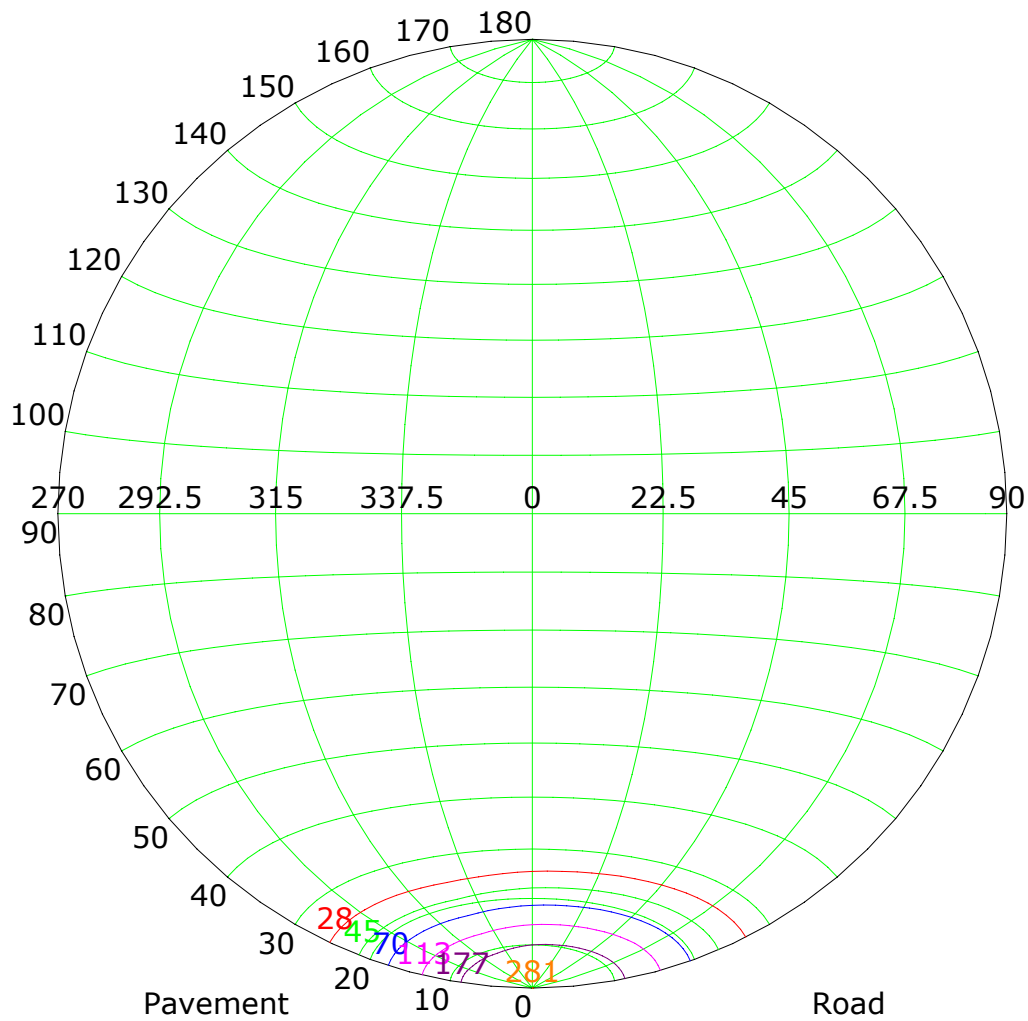
Imax (100%): 281 cd

— ( 10%):	28 cd	— ( 16%):	45 cd
— ( 25%):	70 cd	— ( 40%):	113 cd
— ( 63%):	177 cd	— (100%):	281 cd

C Plane (°):0.0-360.0: 30.0  
 Test Lab: MIRICO  
 Test Type: TYPE C  
 Temperature: 25  
 Operator: MAO

Gamma Plane (°):0.0-180.0:3.0  
 Test Device: GPM-1800B  
 Distance: 10.289 m [K=1.0000]  
 Humidity: 85  
 Inspector:

## Isocandela (sphere)



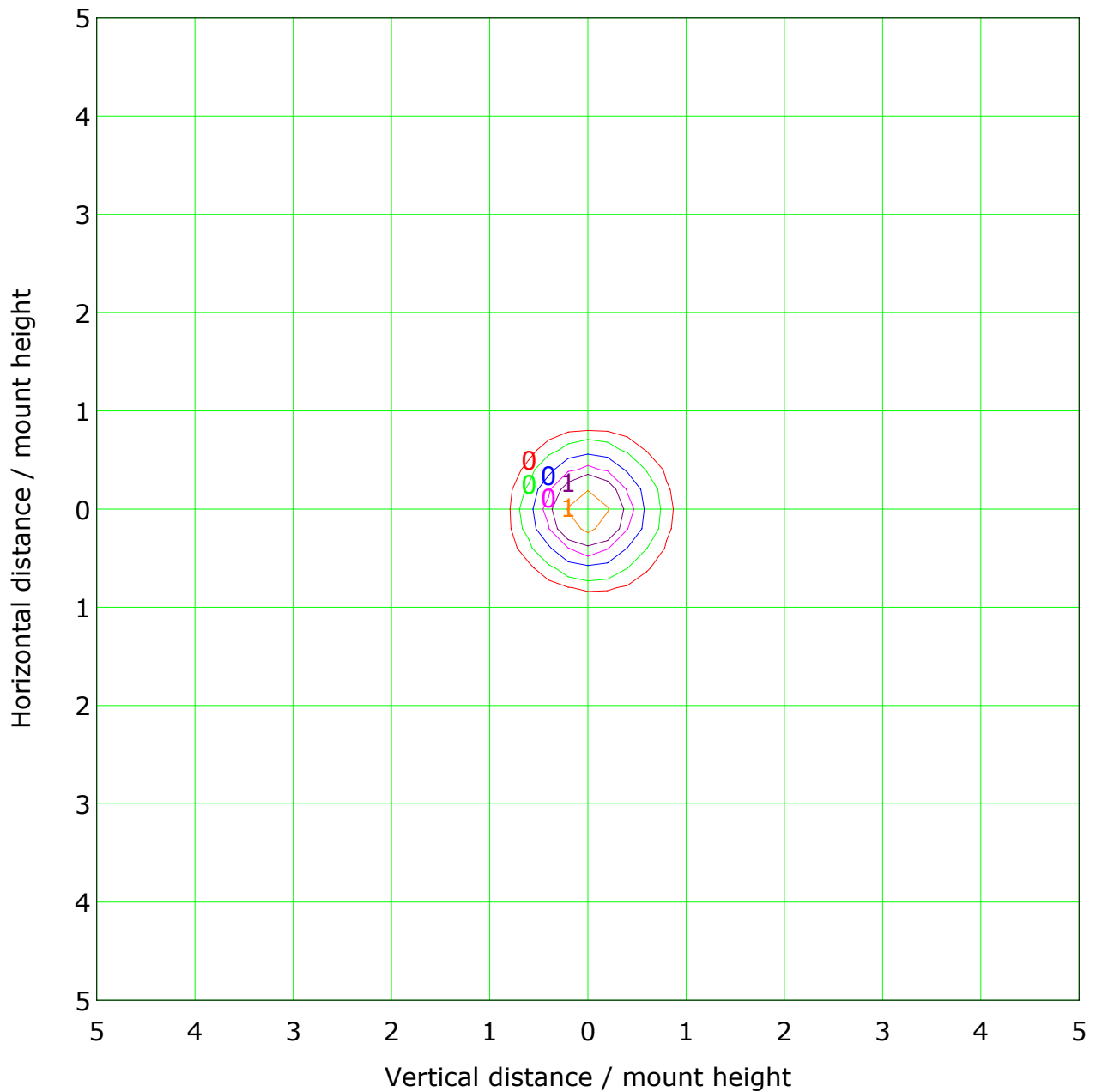
Imax (100%): 281 cd

— ( 10%):	28 cd	— ( 16%):	45 cd
— ( 25%):	70 cd	— ( 40%):	113 cd
— ( 63%):	177 cd	— (100%):	281 cd

C Plane (°):0.0-360.0: 30.0  
 Test Lab: MIRICO  
 Test Type: TYPE C  
 Temperature: 25  
 Operator: MAO

Gamma Plane (°):0.0-180.0:3.0  
 Test Device: GPM-1800B  
 Distance: 10.289 m [K=1.0000]  
 Humidity: 85  
 Inspector:

## IsoLux Plot



Mounting Height: 10.0m    Max Lux(100%): 2.8 lx

— ( 1%): 0.0 lx	— ( 2%): 0.1 lx
— ( 5%): 0.1 lx	— (10%): 0.3 lx
— (20%): 0.6 lx	— (50%): 1.4 lx
— (100%): 2.8 lx	

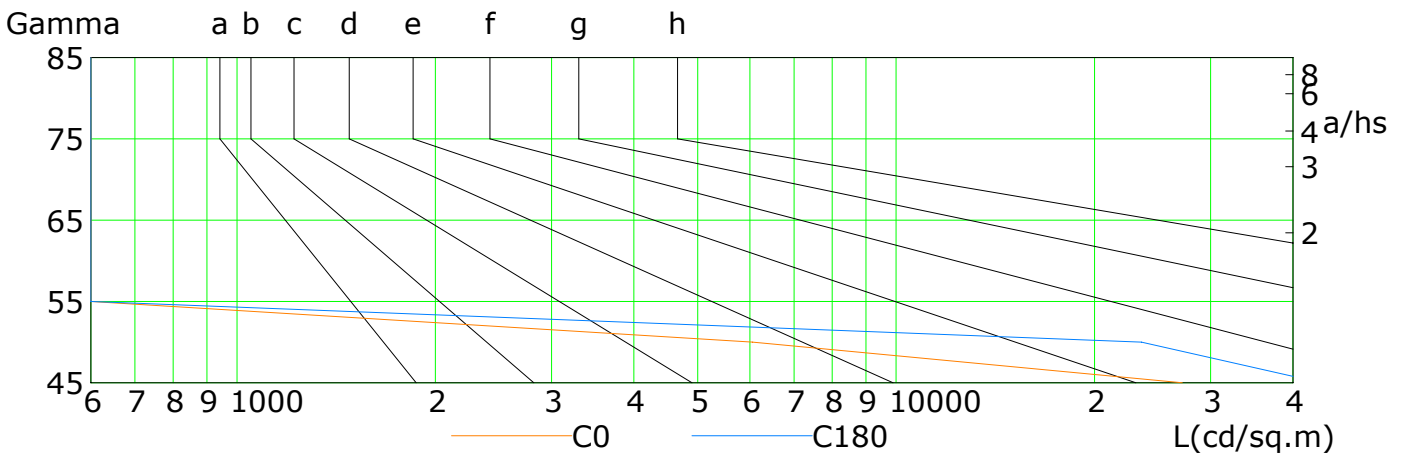
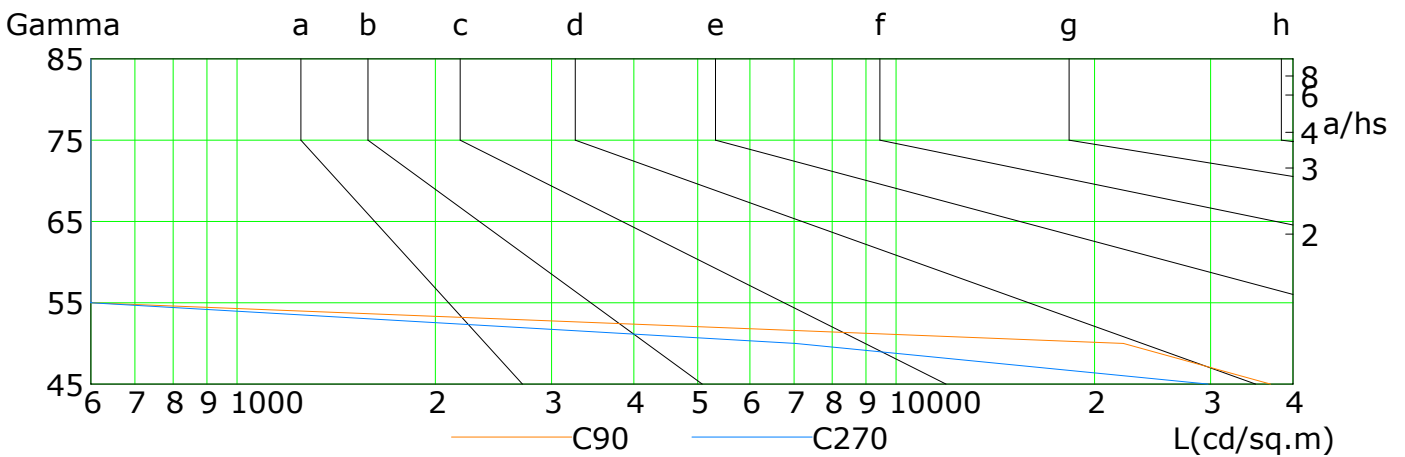
C Plane (°):0.0-360.0: 30.0  
 Test Lab: MIRICO  
 Test Type: TYPE C  
 Temperature: 25  
 Operator: MAO

Gamma Plane (°):0.0-180.0:3.0  
 Test Device: GPM-1800B  
 Distance: 10.289 m [K=1.0000]  
 Humidity: 85  
 Inspector:

## Lum Limit Curve

Dazzle	Quality	Illuminance (lx)							
		2000	1000	500	<=300				
1.15	A	2000	1000	500	<=300				
1.50	B		2000	1000	500	<=300			
1.85	C			2000	1000	500	<=300		
2.20	D				2000	1000	500	<=300	
2.55	E					2000	1000	500	<=300

a b c d e f g h



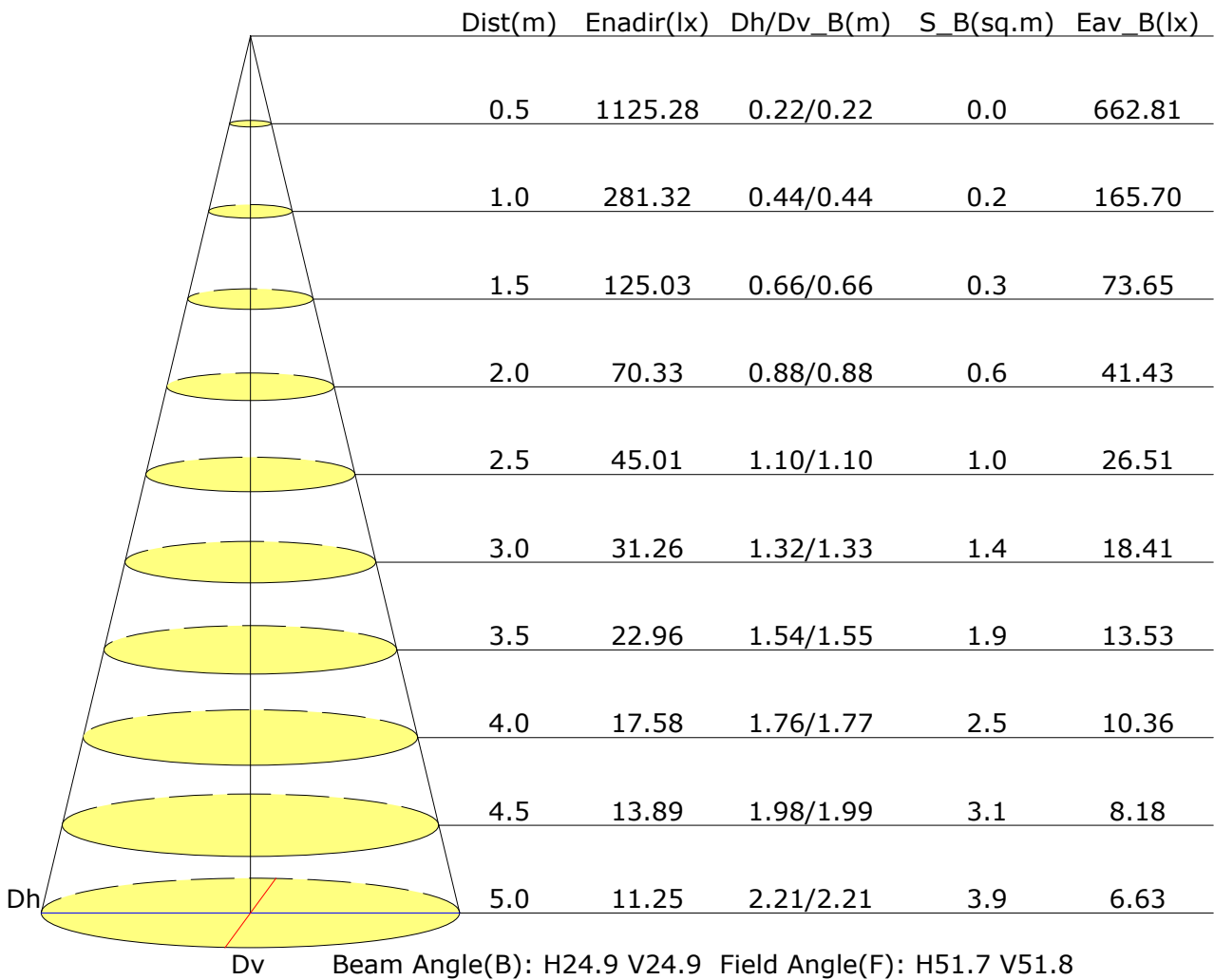
L(cd/sq.m)	G45	G50	G55	G60	G65	G70	G75	G80	G85
C0	27169	6056	0	0	0	0	0	0	0
C90	36972	22113	0	0	0	0	0	0	0
C180	44217	23559	0	0	0	0	0	0	0
C270	29726	7032	0	0	0	0	0	0	0

C Plane (°):0.0-360.0: 30.0  
 Test Lab: MIRICO  
 Test Type: TYPE C  
 Temperature: 25  
 Operator: MAO

Gamma Plane (°):0.0-180.0:3.0  
 Test Device: GPM-1800B  
 Distance: 10.289 m [K=1.0000]  
 Humidity: 85  
 Inspector:



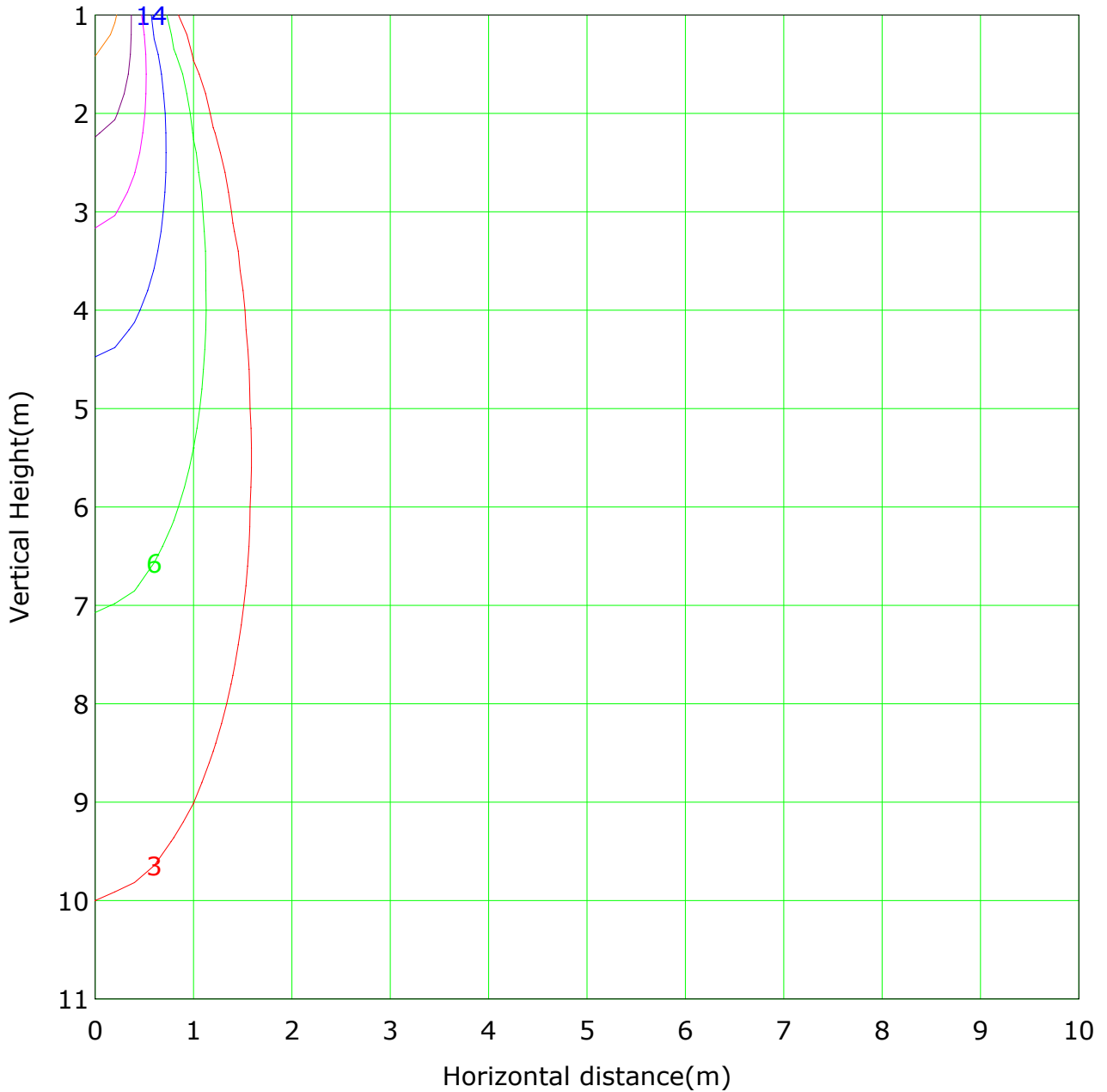
## Illuminance at a Distance



C Plane (°):0.0-360.0: 30.0  
 Test Lab: MIRICO  
 Test Type: TYPE C  
 Temperature: 25  
 Operator: MAO

Gamma Plane (°):0.0-180.0:3.0  
 Test Device: GPM-1800B  
 Distance: 10.289 m [K=1.0000]  
 Humidity: 85  
 Inspector:

## Vertical IsoLux Plot

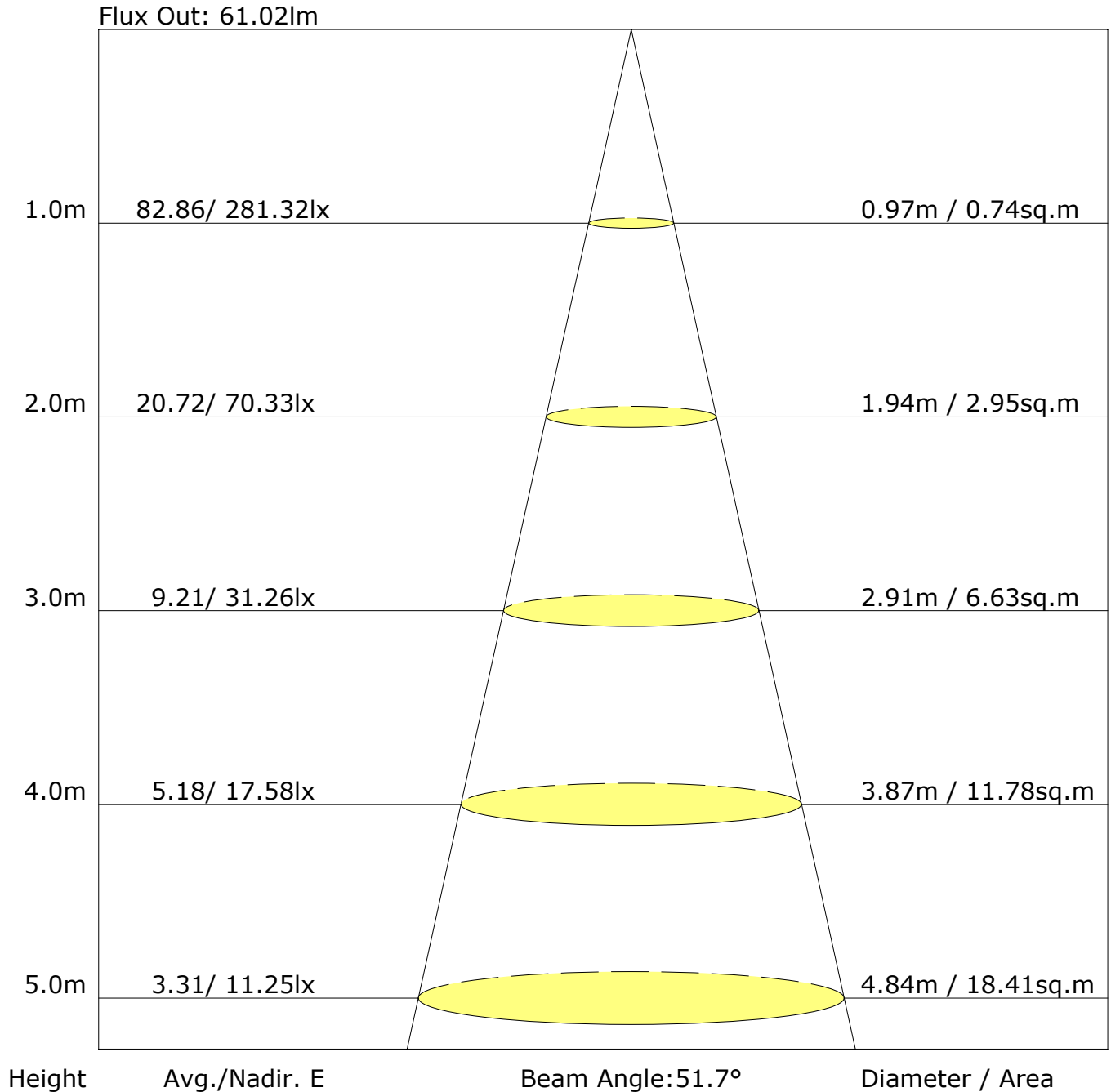


Lowest(m): 1.0m	Highest(m): 11.0m	Max Lux: 281.3 lx
( 1%): 2.8 lx	( 2%): 5.6 lx	( 10%): 28.1 lx
( 5%): 14.1 lx	( 20%): 56.3 lx	( 50%): 140.7 lx
(100%): 281.3 lx		

C Plane (°):0.0-360.0: 30.0  
 Test Lab: MIRICO  
 Test Type: TYPE C  
 Temperature: 25  
 Operator: MAO

Gamma Plane (°):0.0-180.0:3.0  
 Test Device: GPM-1800B  
 Distance: 10.289 m [K=1.0000]  
 Humidity: 85  
 Inspector:

## The Average Illuminance Effective Figure



C Plane (°):0.0-360.0: 30.0  
 Test Lab: MIRICO  
 Test Type: TYPE C  
 Temperature: 25  
 Operator: MAO

Gamma Plane (°):0.0-180.0:3.0  
 Test Device: GPM-1800B  
 Distance: 10.289 m [K=1.0000]  
 Humidity: 85  
 Inspector:

## UGR Table

Reflectance:										
Ceiling (cavity)	0.7	0.7	0.5	0.5	0.3	0.7	0.7	0.5	0.5	0.3
Wall	0.5	0.3	0.5	0.3	0.3	0.5	0.3	0.5	0.3	0.3
Reference plane	0.2	0.2	0.2	0.2	0.2	0.2	0.2	0.2	0.2	0.2
Room dimensions	Viewed crosswise					Viewed endwise				
X=2H Y=2H	15.4	16.1	15.6	16.2	16.4	16.2	16.9	16.4	17.1	17.3
3H	15.2	15.9	15.5	16.1	16.3	16.1	16.7	16.3	16.9	17.1
4H	15.2	15.7	15.5	16.0	16.3	16.0	16.6	16.3	16.8	17.1
6H	15.1	15.6	15.4	15.9	16.2	15.9	16.4	16.2	16.7	17.0
8H	15.1	15.6	15.4	15.9	16.2	15.9	16.4	16.2	16.7	17.0
12H	15.0	15.5	15.4	15.8	16.1	15.8	16.3	16.2	16.6	16.9
X=4H Y=2H	15.2	15.7	15.5	16.0	16.3	16.0	16.6	16.3	16.8	17.1
3H	15.0	15.5	15.4	15.8	16.1	15.8	16.3	16.2	16.6	16.9
4H	14.9	15.4	15.3	15.7	16.1	15.8	16.2	16.1	16.5	16.9
6H	14.8	15.2	15.2	15.6	16.0	15.7	16.1	16.1	16.4	16.8
8H	14.8	15.2	15.2	15.5	15.9	15.6	16.0	16.0	16.4	16.8
12H	14.7	15.1	15.2	15.5	15.9	15.6	15.9	16.0	16.3	16.7
X=8H Y=4H	14.8	15.2	15.2	15.5	15.9	15.6	16.0	16.0	16.4	16.8
6H	14.7	15.0	15.1	15.4	15.9	15.5	15.8	16.0	16.2	16.7
8H	14.6	14.9	15.1	15.3	15.8	15.5	15.7	15.9	16.2	16.6
12H	14.6	14.8	15.1	15.3	15.8	15.4	15.6	15.9	16.1	16.6
X=12H Y=4H	14.7	15.1	15.2	15.5	15.9	15.6	15.9	16.0	16.3	16.7
6H	14.6	14.9	15.1	15.3	15.8	15.5	15.7	15.9	16.2	16.6
8H	14.6	14.8	15.1	15.3	15.8	15.4	15.6	15.9	16.1	16.6
Variations with the observer position at spacings:										
S=1.0H	+4.3/-1.\$					+4.3/-1.\$				
S=1.5H	+6.9/-1.\$					+7.1/-1.\$				
S=2.0H	+8.9/-1.\$					+9.2/-1.\$				

Calculate in accordance with CIE Pub.117. The table is revised with 100lm ( $8\log(F/F_0) = -8.0$ ).

C Plane (°):0.0-360.0: 30.0  
 Test Lab: MIRICO  
 Test Type: TYPE C  
 Temperature: 25  
 Operator: MAO

Gamma Plane (°):0.0-180.0:3.0  
 Test Device: GPM-1800B  
 Distance: 10.289 m [K=1.0000]  
 Humidity: 85  
 Inspector:

## Zonal Lumen

Gamma [°]	I <sub>mean</sub> [cd]	Zonal Flux [lm]	Sum Zonal Flux [lm]	Rel Zonal Flux [%]	Sum Rel Zonal Flux [%]
0.0-3.0	274.3	2.4	2.4	2.36	2.36
3.0-6.0	251.9	6.5	8.9	6.50	8.86
6.0-9.0	213.8	9.2	18.0	9.18	18.04
9.0-12.0	169.5	10.2	28.2	10.16	28.21
12.0-15.0	126.2	9.7	37.9	9.69	37.90
15.0-18.0	89.4	8.3	46.2	8.35	46.25
18.0-21.0	61.6	6.8	53.0	6.77	53.01
21.0-24.0	42.5	5.3	58.4	5.34	58.36
24.0-27.0	29.5	4.2	62.5	4.18	62.54
27.0-30.0	20.6	3.2	65.8	3.24	65.78
30.0-33.0	14.5	2.5	68.3	2.49	68.27
33.0-36.0	10.3	1.9	70.2	1.92	70.19
36.0-39.0	7.4	1.5	71.7	1.48	71.67
39.0-42.0	5.5	1.2	72.8	1.17	72.83
42.0-45.0	4.0	0.9	73.7	0.90	73.74
45.0-48.0	2.7	0.6	74.4	0.64	74.38
48.0-51.0	1.4	0.3	74.7	0.35	74.72
51.0-54.0	0.4	0.1	74.8	0.09	74.82
54.0-57.0	0.0	0.0	74.8	0.00	74.82
57.0-60.0	0.0	0.0	74.8	0.00	74.82
60.0-63.0	0.0	0.0	74.8	0.00	74.82
63.0-66.0	0.0	0.0	74.8	0.00	74.82
66.0-69.0	0.0	0.0	74.8	0.00	74.82
69.0-72.0	0.0	0.0	74.8	0.00	74.82
72.0-75.0	0.0	0.0	74.8	0.00	74.82
75.0-78.0	0.0	0.0	74.8	0.00	74.82
78.0-81.0	0.0	0.0	74.8	0.00	74.82
81.0-84.0	0.0	0.0	74.8	0.00	74.82
84.0-87.0	0.0	0.0	74.8	0.00	74.82
87.0-90.0	0.0	0.0	74.8	0.00	74.82
90.0-93.0	0.0	0.0	74.8	0.00	74.82
93.0-96.0	0.0	0.0	74.8	0.00	74.82
96.0-99.0	0.0	0.0	74.8	0.00	74.82
99.0-102.0	0.0	0.0	74.8	0.00	74.82
102.0-105.0	0.0	0.0	74.8	0.00	74.82
105.0-108.0	0.0	0.0	74.8	0.00	74.82

C Plane (°):0.0-360.0: 30.0  
 Test Lab: MIRICO  
 Test Type: TYPE C  
 Temperature: 25  
 Operator: MAO

Gamma Plane (°):0.0-180.0:3.0  
 Test Device: GPM-1800B  
 Distance: 10.289 m [K=1.0000]  
 Humidity: 85  
 Inspector:



## Candlepower Table

Unit: cd

G\C	C0.0	C30.0	C60.0	C90.0	C120.0	C150.0	C180.0	C210.0	C240.0	C270.0
G0.0	281.3	280.4	279.7	279.6	280.0	280.7	281.3	280.4	279.7	279.6
G3.0	268.8	273.3	276.7	279.0	279.3	277.2	269.3	263.3	258.8	257.2
G6.0	236.1	243.5	249.7	253.7	254.1	249.2	235.0	225.8	219.6	217.4
G9.0	192.8	201.4	208.5	212.8	212.6	206.9	191.4	182.5	175.8	172.1
G12.0	146.3	154.5	162.4	165.5	165.4	161.1	147.0	137.9	131.7	128.8
G15.0	104.3	111.3	116.8	119.9	120.9	118.2	106.6	99.2	94.2	92.1
G18.0	71.8	76.6	79.8	82.2	83.8	82.2	73.8	69.1	65.4	64.4
G21.0	49.2	52.1	53.8	55.3	56.8	56.2	50.7	48.3	46.1	45.2
G24.0	33.3	35.1	36.5	37.4	38.6	38.8	35.5	34.5	33.2	32.0
G27.0	22.6	23.8	24.7	25.9	27.2	27.5	25.5	25.1	23.9	22.6
G30.0	14.9	16.3	16.9	18.1	19.4	19.8	18.4	18.3	16.9	15.7
G33.0	10.1	11.3	11.8	12.7	14.4	14.5	13.4	13.5	12.0	11.0
G36.0	7.2	7.8	8.0	8.9	10.4	10.4	9.7	9.8	8.4	7.6
G39.0	5.2	5.7	5.8	6.5	7.8	7.7	7.2	7.2	6.2	5.6
G42.0	3.7	4.2	4.3	4.8	6.0	6.0	5.7	5.5	4.6	4.1
G45.0	2.5	3.0	3.0	3.5	4.5	4.5	4.2	3.9	3.1	2.8
G48.0	1.5	2.0	2.1	2.4	3.1	3.0	2.7	2.5	1.9	1.8
G51.0	0.0	0.0	0.0	1.6	2.0	1.9	1.6	1.6	0.0	0.0
G54.0	0.0	0.0	0.0	0.0	0.0	0.0	0.0	0.0	0.0	0.0
G57.0	0.0	0.0	0.0	0.0	0.0	0.0	0.0	0.0	0.0	0.0
G60.0	0.0	0.0	0.0	0.0	0.0	0.0	0.0	0.0	0.0	0.0
G63.0	0.0	0.0	0.0	0.0	0.0	0.0	0.0	0.0	0.0	0.0
G66.0	0.0	0.0	0.0	0.0	0.0	0.0	0.0	0.0	0.0	0.0
G69.0	0.0	0.0	0.0	0.0	0.0	0.0	0.0	0.0	0.0	0.0
G72.0	0.0	0.0	0.0	0.0	0.0	0.0	0.0	0.0	0.0	0.0
G75.0	0.0	0.0	0.0	0.0	0.0	0.0	0.0	0.0	0.0	0.0
G78.0	0.0	0.0	0.0	0.0	0.0	0.0	0.0	0.0	0.0	0.0
G81.0	0.0	0.0	0.0	0.0	0.0	0.0	0.0	0.0	0.0	0.0
G84.0	0.0	0.0	0.0	0.0	0.0	0.0	0.0	0.0	0.0	0.0
G87.0	0.0	0.0	0.0	0.0	0.0	0.0	0.0	0.0	0.0	0.0
G90.0	0.0	0.0	0.0	0.0	0.0	0.0	0.0	0.0	0.0	0.0
G93.0	0.0	0.0	0.0	0.0	0.0	0.0	0.0	0.0	0.0	0.0
G96.0	0.0	0.0	0.0	0.0	0.0	0.0	0.0	0.0	0.0	0.0
G99.0	0.0	0.0	0.0	0.0	0.0	0.0	0.0	0.0	0.0	0.0
G102.0	0.0	0.0	0.0	0.0	0.0	0.0	0.0	0.0	0.0	0.0
G105.0	0.0	0.0	0.0	0.0	0.0	0.0	0.0	0.0	0.0	0.0
G108.0	0.0	0.0	0.0	0.0	0.0	0.0	0.0	0.0	0.0	0.0

C Plane (°):0.0-360.0: 30.0  
 Test Lab: MIRICO  
 Test Type: TYPE C  
 Temperature: 25  
 Operator: MAO

Gamma Plane (°):0.0-180.0:3.0  
 Test Device: GPM-1800B  
 Distance: 10.289 m [K=1.0000]  
 Humidity: 85  
 Inspector:





## Candlepower Table (Continue 2)

Unit: cd

G\C	C300.0	C330.0	C360.0							
G0.0	280.0	280.7	281.3							
G3.0	257.4	260.3	268.8							
G6.0	217.6	223.3	236.1							
G9.0	171.9	178.6	192.8							
G12.0	128.1	132.2	146.3							
G15.0	91.6	93.1	104.3							
G18.0	63.4	64.2	71.8							
G21.0	44.4	44.6	49.2							
G24.0	31.0	30.3	33.3							
G27.0	21.9	20.8	22.6							
G30.0	15.2	13.8	14.9							
G33.0	10.6	9.3	10.1							
G36.0	7.5	6.7	7.2							
G39.0	5.4	4.8	5.2							
G42.0	3.9	3.4	3.7							
G45.0	2.7	2.3	2.5							
G48.0	1.6	0.0	1.5							
G51.0	0.0	0.0	0.0							
G54.0	0.0	0.0	0.0							
G57.0	0.0	0.0	0.0							
G60.0	0.0	0.0	0.0							
G63.0	0.0	0.0	0.0							
G66.0	0.0	0.0	0.0							
G69.0	0.0	0.0	0.0							
G72.0	0.0	0.0	0.0							
G75.0	0.0	0.0	0.0							
G78.0	0.0	0.0	0.0							
G81.0	0.0	0.0	0.0							
G84.0	0.0	0.0	0.0							
G87.0	0.0	0.0	0.0							
G90.0	0.0	0.0	0.0							
G93.0	0.0	0.0	0.0							
G96.0	0.0	0.0	0.0							
G99.0	0.0	0.0	0.0							
G102.0	0.0	0.0	0.0							
G105.0	0.0	0.0	0.0							
G108.0	0.0	0.0	0.0							

C Plane (°):0.0-360.0: 30.0  
 Test Lab: MIRICO  
 Test Type: TYPE C  
 Temperature: 25  
 Operator: MAO

Gamma Plane (°):0.0-180.0:3.0  
 Test Device: GPM-1800B  
 Distance: 10.289 m [K=1.0000]  
 Humidity: 85  
 Inspector:



## LED Average Luminance Report

Avg.L	cd/m <sup>2</sup>
L 0-180(65) av	0.00
L 0-180(75) av	0.00
L 0-180(85) av	0.00
L 90-270(65) av	0.00
L 90-270(75) av	0.00
L 90-270(85) av	0.00
L 45(65) av	0.00
L 45(75) av	0.00
L 45(85) av	0.00

Standard: GB/T 29293-2012