

Report No.:

Test Time: 2024-9-6 16:31

Luminaire Property

Luminaire Manufacturer: NORDECOR
Luminaire Category: SPOTLIGHT
Lamp Catalog: LED
Number of Lamps: 1
Luminous Length (mm): 13
Luminous Height (mm):
Current: 0.015 A
Power Factor: 0.422

Luminaire Description: 6524
Lamp Description: TX3535
Lumens per Lamp: 90
Luminous Width (mm): 13
Voltage: 221.1 V
Power: 1.39 W


Photometric Results

CIE Class: Direct
Measurement Flux: 25 lm
Downward Ratio: 25.23%
Horizontal Diffuse Angle(50%): H67.9
Vertical Diffuse Angle(50%): V68.5
Luminaire Efficacy Rating (LER): 14.44
Max. Intensity: 14.07 cd
S/MH(C0/C180): 0.96

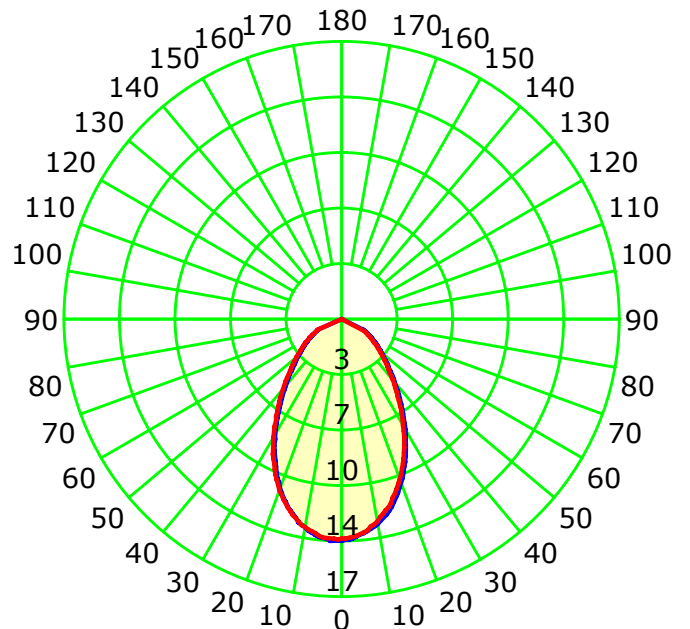
Total Rated Lamp Lumens: 100.0 lm
Efficiency: 25.23%
Upward Ratio: 0.00%

C0r0 Intensity: 14.04 cd
Pos of Max. Intensity: H180 V3
S/MH(C90/C270): 0.97

Picture Of Luminaire



Luminous Intensity Distribution Curve



Unit: cd

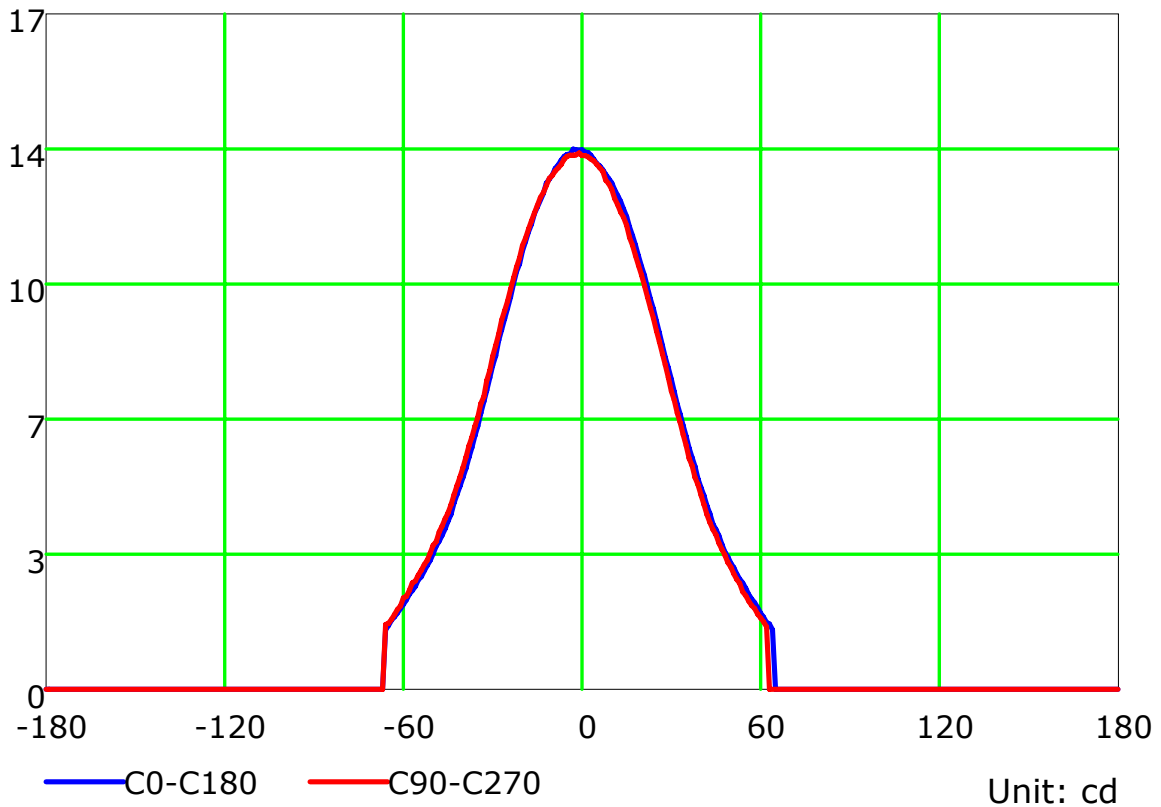
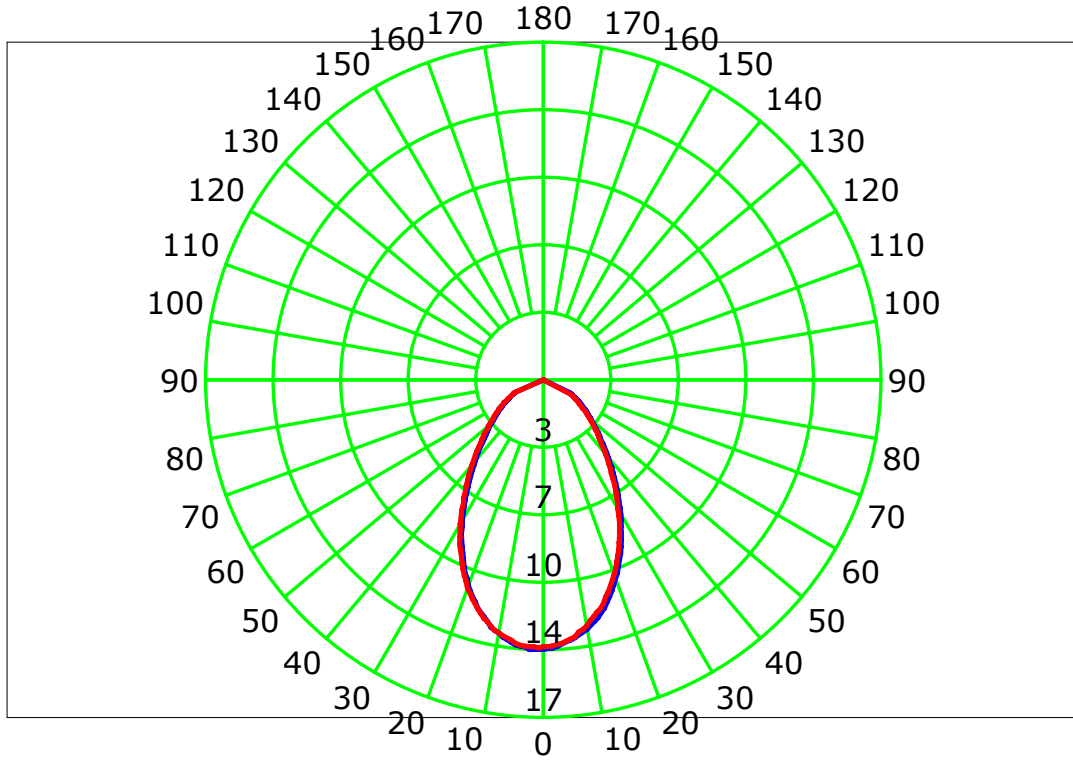
Average Diffuse Angle(50%): 68.1°

— C0-C180 — C90-C270

C Plane (°):0.0-360.0: 30.0
Test Lab: NORDECOR
Test Type: TYPE C
Temperature: 25
Operator: NORDECOR

Gamma Plane (°):0.0-180.0:1.0
Test Device: GPM-1800B
Distance: 10.289 m [K=1.0000]
Humidity: 85
Inspector:

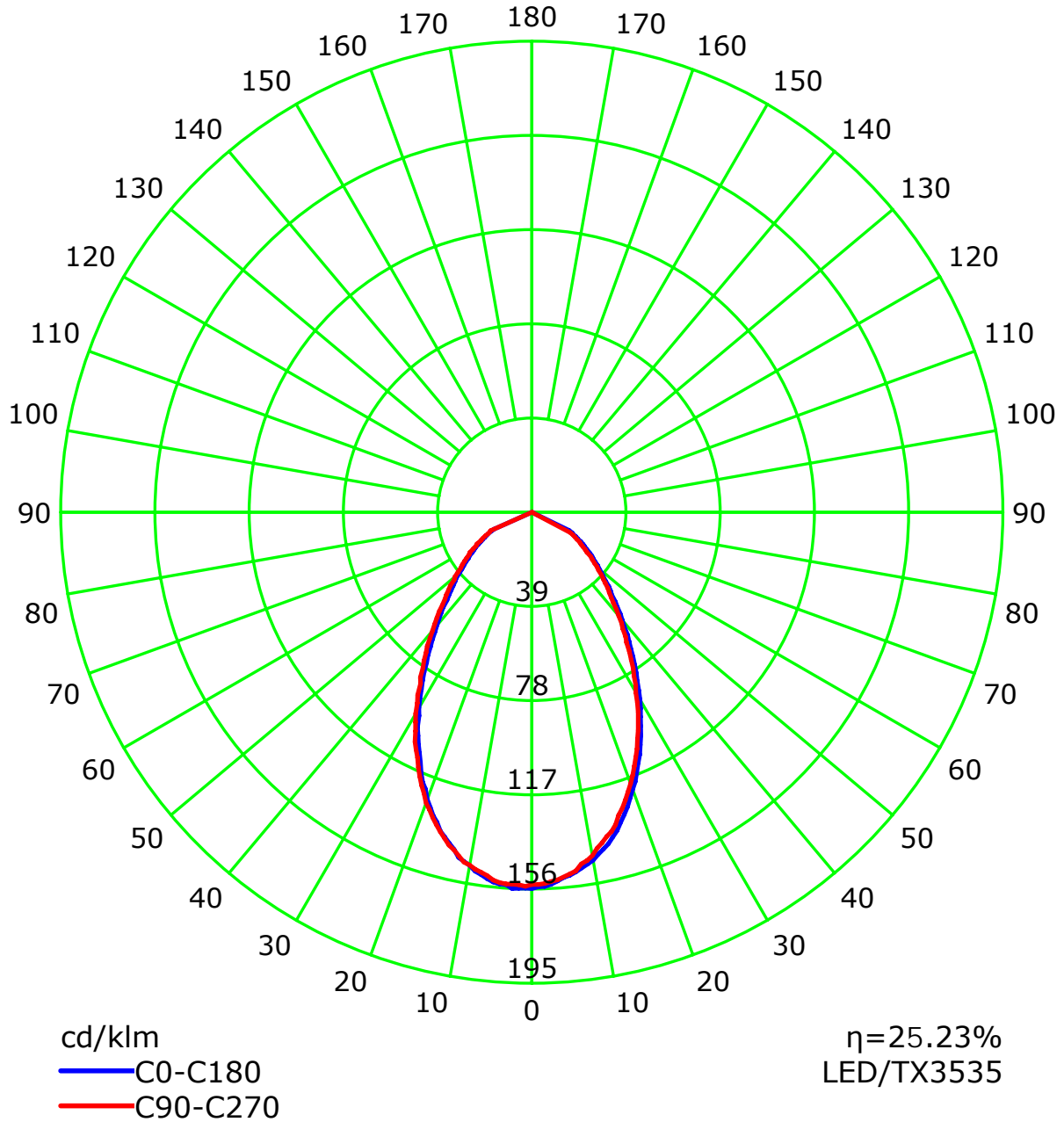
Luminous Intensity Distribution Curve



C Plane (°):0.0-360.0: 30.0
 Test Lab: NORDECOR
 Test Type: TYPE C
 Temperature: 25
 Operator: NORDECOR

Gamma Plane (°):0.0-180.0:1.0
 Test Device: GPM-1800B
 Distance: 10.289 m [K=1.0000]
 Humidity: 85
 Inspector:

Luminous Intensity Distribution Curve(cd/klm)



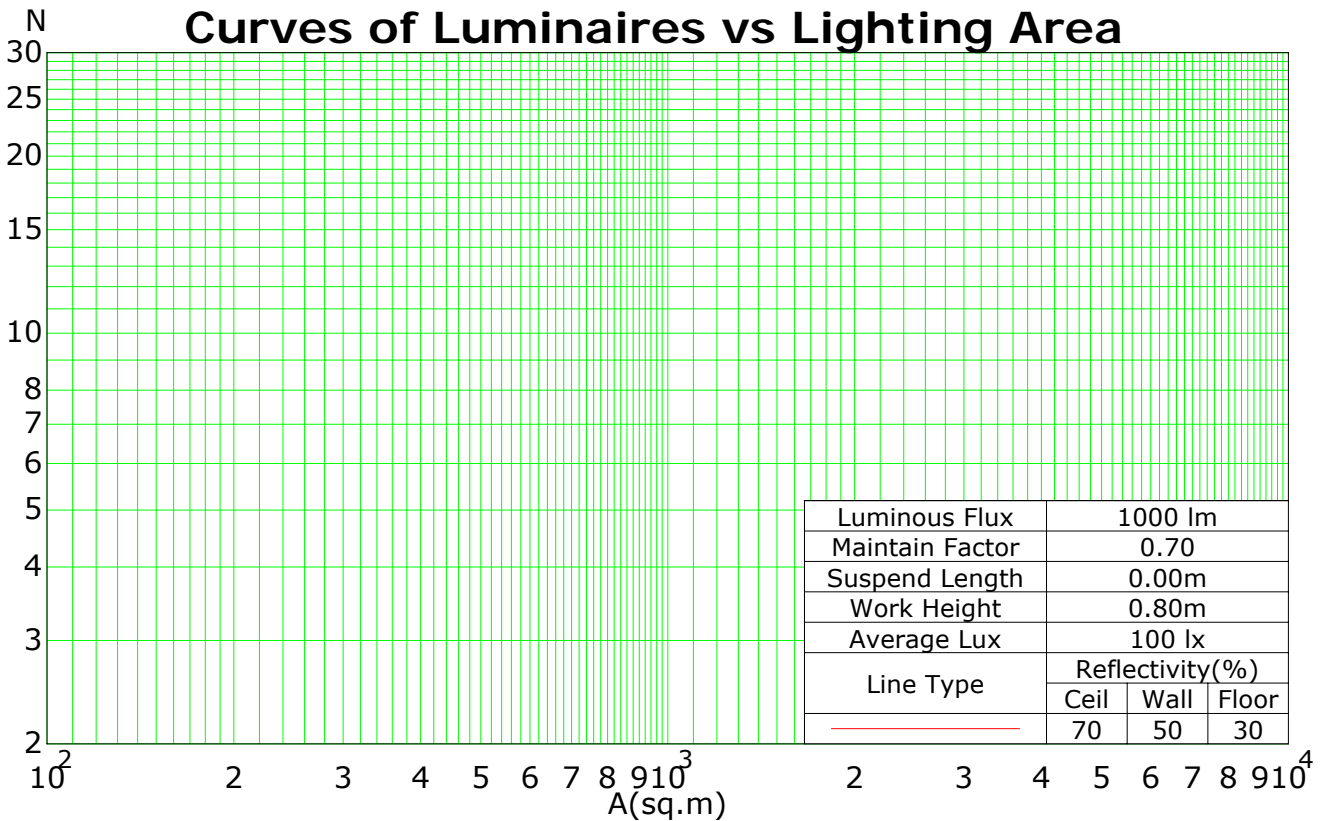
C Plane (°):0.0-360.0: 30.0
 Test Lab: NORDECOR
 Test Type: TYPE C
 Temperature: 25
 Operator: NORDECOR

Gamma Plane (°):0.0-180.0:1.0
 Test Device: GPM-1800B
 Distance: 10.289 m [K=1.0000]
 Humidity: 85
 Inspector:

Coefficients Of Utilization - Zonal Cavity Method

RC	0.8	0.8	0.8	0.8	0.7	0.7	0.7	0.7	0.5	0.5	0.5	0.3	0.3	0.3	0.1	0.1	0.1	0
RW	0.7	0.5	0.3	0.1	0.7	0.5	0.3	0.1	0.5	0.3	0.1	0.5	0.3	0.1	0.5	0.3	0.1	0
RCR	RF = 0.2																	
0	0.260	0.260	0.260	0.260	0.260	0.260	0.260	0.260	0.250	0.250	0.250	0.240	0.240	0.240	0.230	0.230	0.230	0.22
1	0.250	0.240	0.230	0.230	0.240	0.240	0.230	0.220	0.230	0.220	0.220	0.220	0.210	0.210	0.210	0.210	0.210	0.20
2	0.230	0.220	0.210	0.200	0.230	0.210	0.200	0.200	0.210	0.200	0.190	0.200	0.190	0.190	0.190	0.190	0.180	0.18
3	0.220	0.200	0.180	0.170	0.210	0.190	0.180	0.170	0.190	0.180	0.170	0.180	0.170	0.170	0.180	0.170	0.160	0.16
4	0.200	0.180	0.160	0.150	0.200	0.180	0.160	0.150	0.170	0.160	0.150	0.170	0.160	0.150	0.160	0.150	0.150	0.14
5	0.190	0.160	0.150	0.140	0.180	0.160	0.150	0.140	0.160	0.140	0.130	0.150	0.140	0.130	0.150	0.140	0.130	0.13
6	0.180	0.150	0.130	0.120	0.170	0.150	0.130	0.120	0.150	0.130	0.120	0.140	0.130	0.120	0.140	0.130	0.120	0.12
7	0.160	0.140	0.120	0.110	0.160	0.140	0.120	0.110	0.130	0.120	0.110	0.130	0.120	0.110	0.130	0.120	0.110	0.10
8	0.150	0.130	0.110	0.100	0.150	0.130	0.110	0.100	0.120	0.110	0.100	0.120	0.110	0.100	0.120	0.110	0.100	0.10
9	0.150	0.120	0.100	0.090	0.140	0.120	0.100	0.090	0.120	0.100	0.090	0.110	0.100	0.090	0.110	0.100	0.090	0.09
10	0.140	0.110	0.100	0.090	0.130	0.110	0.100	0.090	0.110	0.090	0.090	0.110	0.090	0.090	0.100	0.090	0.080	0.08

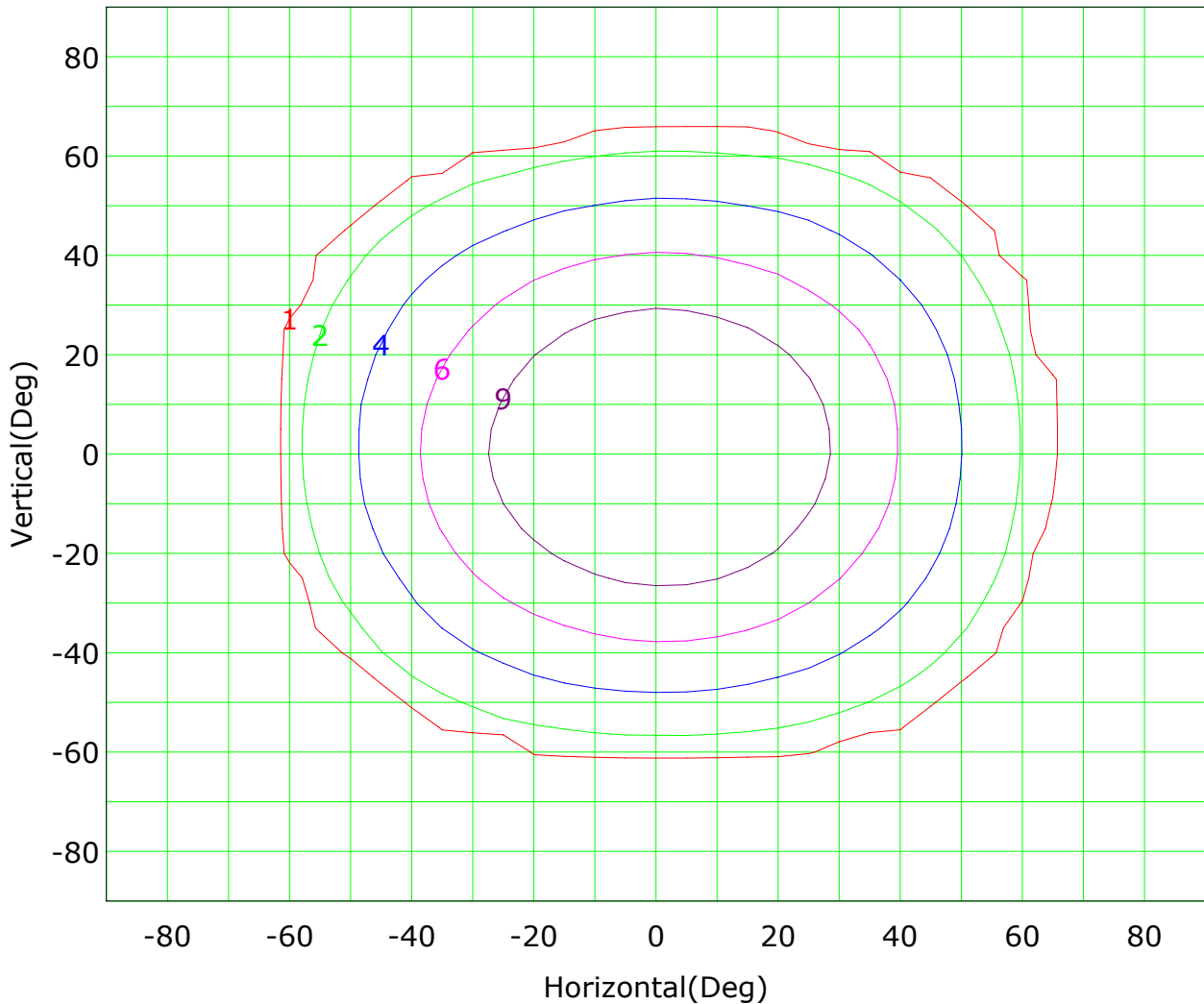
Spacing Criteria (0-180): 0.96
 Spacing Criteria (90-270): 0.97
 Spacing Criteria (Diagonal): 1.01



C Plane (°):0.0-360.0: 30.0
 Test Lab: NORDECOR
 Test Type: TYPE C
 Temperature: 25
 Operator: NORDECOR

Gamma Plane (°):0.0-180.0:1.0
 Test Device: GPM-1800B
 Distance: 10.289 m [K=1.0000]
 Humidity: 85
 Inspector:

Isocandela (rectangle)



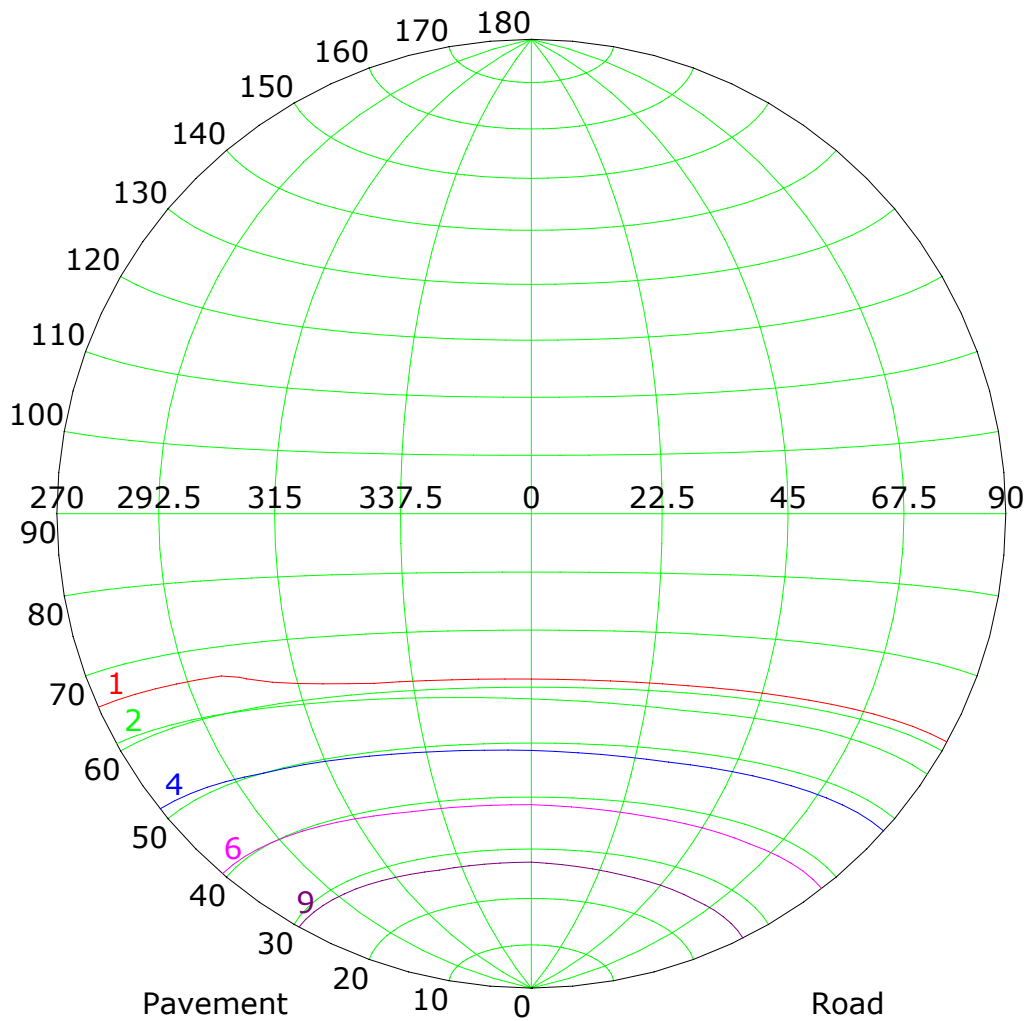
Imax (100%): 14 cd

— (10%):	1 cd	— (16%):	2 cd
— (25%):	4 cd	— (40%):	6 cd
— (63%):	9 cd	— (100%):	14 cd

C Plane (°):0.0-360.0: 30.0
 Test Lab: NORDECOR
 Test Type: TYPE C
 Temperature: 25
 Operator: NORDECOR

Gamma Plane (°):0.0-180.0:1.0
 Test Device: GPM-1800B
 Distance: 10.289 m [K=1.0000]
 Humidity: 85
 Inspector:

Isocandela (sphere)



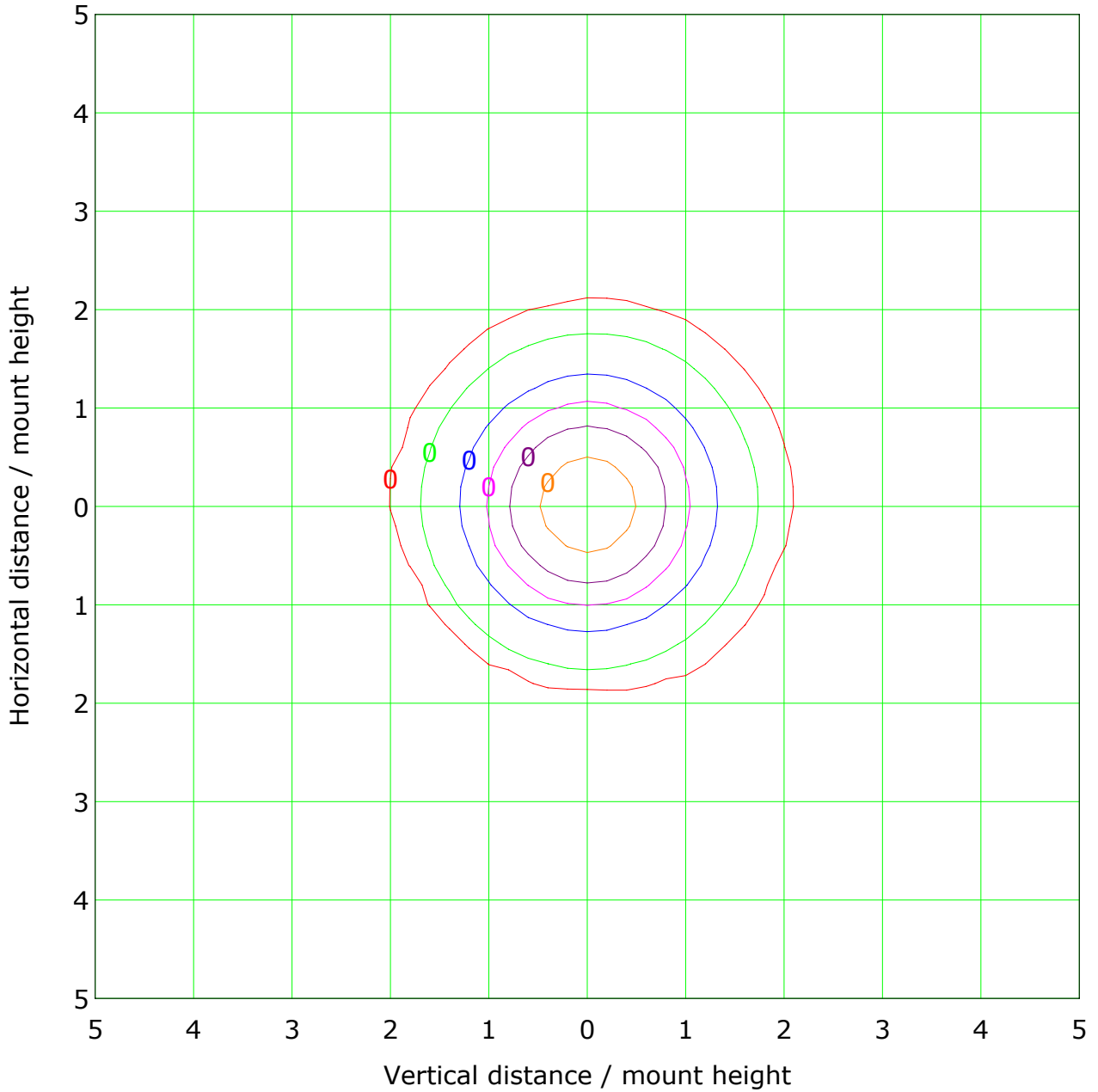
Imax (100%): 14 cd

— (10%):	1 cd	— (16%):	2 cd
— (25%):	4 cd	— (40%):	6 cd
— (63%):	9 cd	— (100%):	14 cd

C Plane (°):0.0-360.0: 30.0
 Test Lab: NORDECOR
 Test Type: TYPE C
 Temperature: 25
 Operator: NORDECOR

Gamma Plane (°):0.0-180.0:1.0
 Test Device: GPM-1800B
 Distance: 10.289 m [K=1.0000]
 Humidity: 85
 Inspector:

IsoLux Plot



Mounting Height: 10.0m Max Lux(100%): 0.1 lx

— (1%): 0.0 lx	— (2%): 0.0 lx
— (5%): 0.0 lx	— (10%): 0.0 lx
— (20%): 0.0 lx	— (50%): 0.1 lx
— (100%): 0.1 lx	

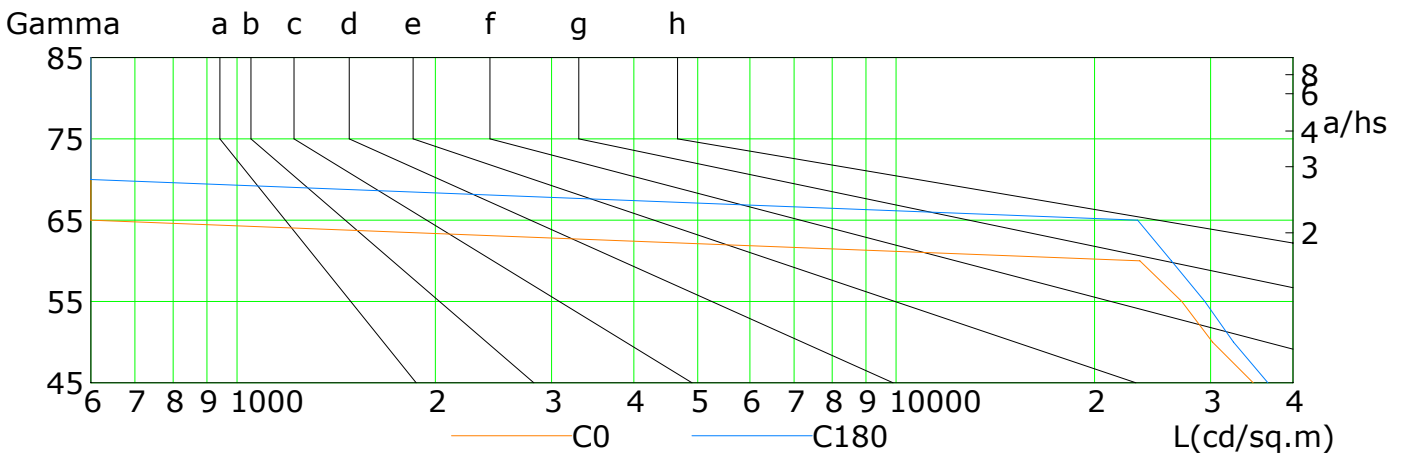
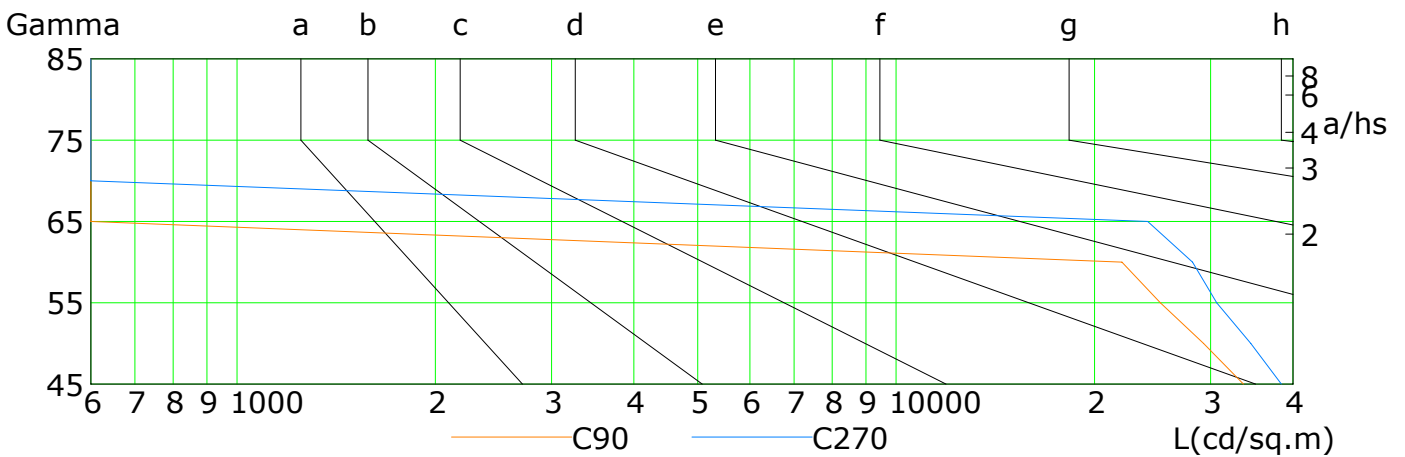
C Plane (°):0.0-360.0: 30.0
 Test Lab: NORDECOR
 Test Type: TYPE C
 Temperature: 25
 Operator: NORDECOR

Gamma Plane (°):0.0-180.0:1.0
 Test Device: GPM-1800B
 Distance: 10.289 m [K=1.0000]
 Humidity: 85
 Inspector:

Lum Limit Curve

Dazzle	Quality	Illuminance (lx)								
		2000	1000	500	<=300					
1.15	A									
1.50	B									
1.85	C									
2.20	D									
2.55	E									

a b c d e f g h

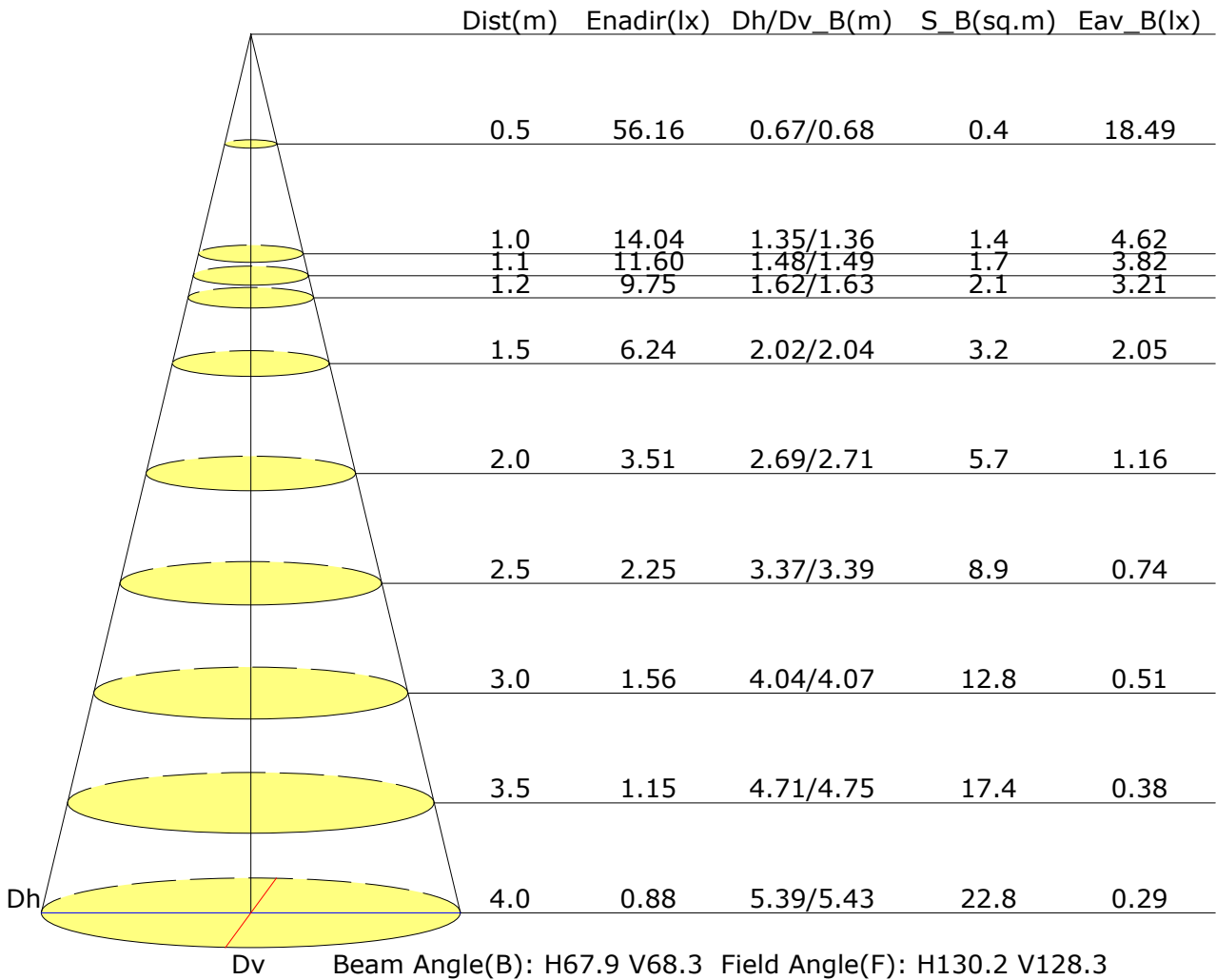


L(cd/sq.m)	G45	G50	G55	G60	G65	G70	G75	G80	G85
C0	34811	30194	27132	23432	0	0	0	0	0
C90	33640	29273	25172	22012	0	0	0	0	0
C180	36652	32495	29401	26154	23242	0	0	0	0
C270	38410	34520	30639	28166	24082	0	0	0	0

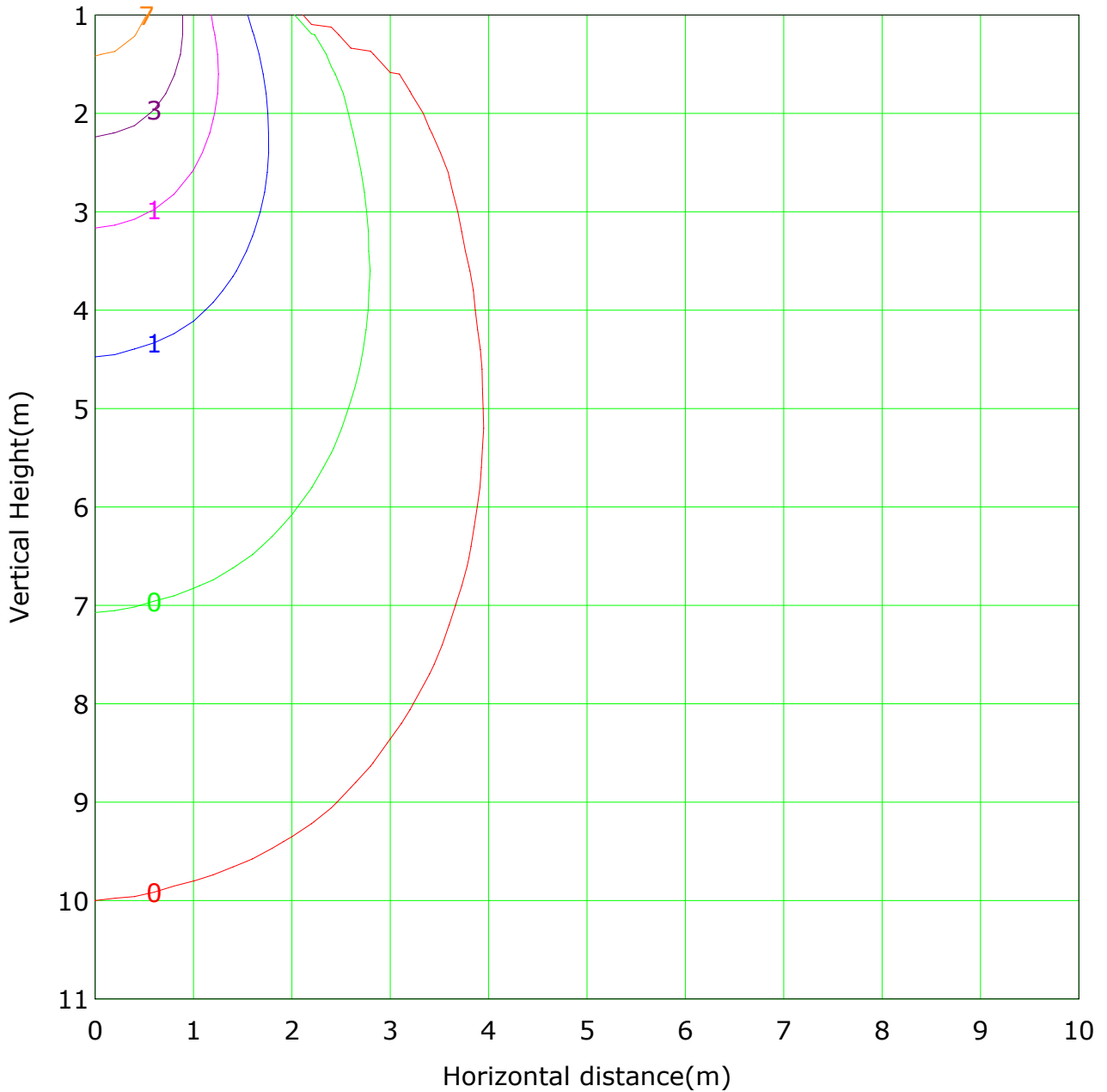
C Plane (°):0.0-360.0: 30.0
 Test Lab: NORDECOR
 Test Type: TYPE C
 Temperature: 25
 Operator: NORDECOR

Gamma Plane (°):0.0-180.0:1.0
 Test Device: GPM-1800B
 Distance: 10.289 m [K=1.0000]
 Humidity: 85
 Inspector:

Illuminance at a Distance



Vertical IsoLux Plot

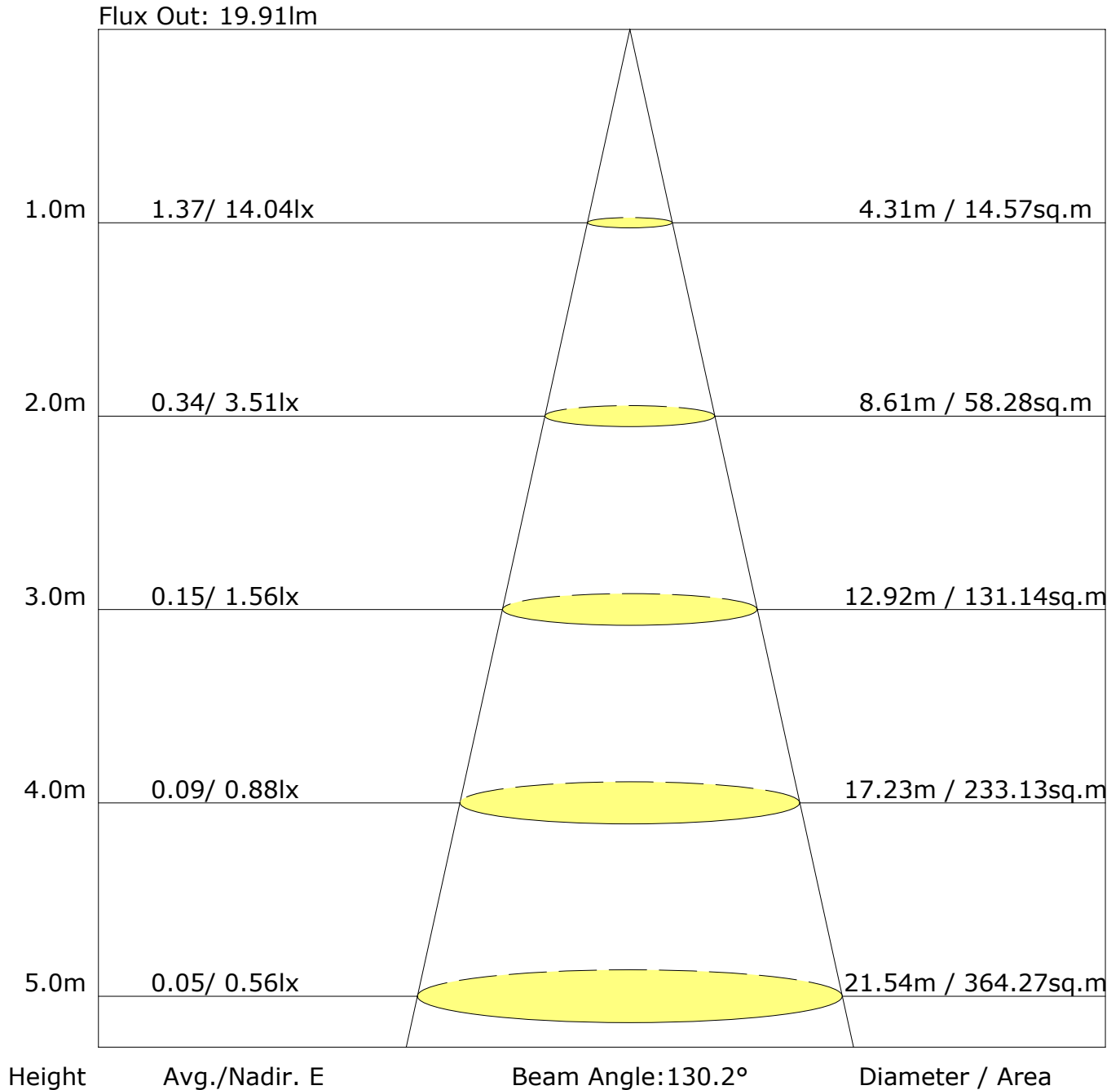


Lowest(m): 1.0m	Highest(m): 11.0m	Max Lux: 14.0 lx
— (1%): 0.1 lx	— (2%): 0.3 lx	
— (5%): 0.7 lx	— (10%): 1.4 lx	
— (20%): 2.8 lx	— (50%): 7.0 lx	
— (100%): 14.0 lx		

C Plane (°):0.0-360.0: 30.0
 Test Lab: NORDECOR
 Test Type: TYPE C
 Temperature: 25
 Operator: NORDECOR

Gamma Plane (°):0.0-180.0:1.0
 Test Device: GPM-1800B
 Distance: 10.289 m [K=1.0000]
 Humidity: 85
 Inspector:

The Average Illuminance Effective Figure



C Plane (°):0.0-360.0: 30.0
 Test Lab: NORDECOR
 Test Type: TYPE C
 Temperature: 25
 Operator: NORDECOR

Gamma Plane (°):0.0-180.0:1.0
 Test Device: GPM-1800B
 Distance: 10.289 m [K=1.0000]
 Humidity: 85
 Inspector:

UGR Table

Reflectance:										
Ceiling (cavity)	0.7	0.7	0.5	0.5	0.3	0.7	0.7	0.5	0.5	0.3
Wall	0.5	0.3	0.5	0.3	0.3	0.5	0.3	0.5	0.3	0.3
Reference plane	0.2	0.2	0.2	0.2	0.2	0.2	0.2	0.2	0.2	0.2
Room dimensions	Viewed crosswise					Viewed endwise				
X=2H Y=2H	23.2	24.3	23.4	24.5	24.7	23.4	24.5	23.6	24.7	24.9
3H	23.0	24.0	23.3	24.3	24.5	23.4	24.4	23.7	24.6	24.9
4H	22.9	23.9	23.3	24.1	24.4	23.3	24.2	23.6	24.5	24.8
6H	22.8	23.7	23.2	24.0	24.3	23.2	24.1	23.6	24.4	24.7
8H	22.8	23.6	23.2	23.9	24.3	23.2	24.0	23.5	24.3	24.6
12H	22.8	23.6	23.1	23.9	24.2	23.1	23.9	23.5	24.2	24.6
X=4H Y=2H	23.3	24.2	23.6	24.5	24.8	23.5	24.4	23.8	24.7	25.0
3H	23.2	23.9	23.5	24.3	24.6	23.5	24.3	23.9	24.6	24.9
4H	23.1	23.8	23.5	24.1	24.5	23.4	24.1	23.8	24.5	24.8
6H	23.0	23.6	23.4	24.0	24.4	23.3	23.9	23.7	24.3	24.7
8H	23.0	23.5	23.4	23.9	24.3	23.3	23.9	23.7	24.2	24.7
12H	22.9	23.4	23.4	23.8	24.3	23.3	23.8	23.7	24.2	24.6
X=8H Y=4H	23.0	23.5	23.4	23.9	24.3	23.3	23.9	23.7	24.2	24.7
6H	22.9	23.3	23.4	23.8	24.2	23.2	23.7	23.7	24.1	24.6
8H	22.9	23.2	23.3	23.7	24.2	23.2	23.6	23.7	24.0	24.5
12H	22.8	23.1	23.3	23.6	24.1	23.1	23.5	23.6	23.9	24.4
X=12H Y=4H	22.9	23.4	23.4	23.8	24.3	23.3	23.8	23.7	24.2	24.6
6H	22.9	23.2	23.3	23.7	24.2	23.2	23.6	23.7	24.0	24.5
8H	22.8	23.1	23.3	23.6	24.1	23.1	23.5	23.6	23.9	24.4
Variations with the observer position at spacings:										
S=1.0H	+0.7/-0.8					+0.6/-0.9				
S=1.5H	+0.9/-3.2					+1.4/-1.8				
S=2.0H	+2.3/-1.\$					+1.9/-1.\$				

Calculate in accordance with CIE Pub.117. The table is revised with 90Im ($8\log(F/F_0) = -8.4$).

C Plane (°):0.0-360.0: 30.0
Test Lab: NORDECOR
Test Type: TYPE C
Temperature: 25
Operator: NORDECOR

Gamma Plane (°):0.0-180.0:1.0
Test Device: GPM-1800B
Distance: 10.289 m [K=1.0000]
Humidity: 85
Inspector:

Zonal Lumen

Gamma [°]	I _{mean} [cd]	Zonal Flux [lm]	Sum Zonal Flux [lm]	Rel Zonal Flux [%]	Sum Rel Zonal Flux [%]
0.0-1.0	13.9	0.0	0.0	0.01	0.01
1.0-2.0	13.9	0.0	0.1	0.04	0.06
2.0-3.0	13.9	0.1	0.1	0.07	0.13
3.0-4.0	13.9	0.1	0.2	0.10	0.24
4.0-5.0	13.8	0.1	0.3	0.13	0.37
5.0-6.0	13.7	0.1	0.5	0.16	0.53
6.0-7.0	13.6	0.2	0.6	0.19	0.72
7.0-8.0	13.5	0.2	0.8	0.21	0.93
8.0-9.0	13.4	0.2	1.1	0.24	1.17
9.0-10.0	13.3	0.2	1.3	0.27	1.44
10.0-11.0	13.1	0.3	1.6	0.29	1.73
11.0-12.0	13.0	0.3	1.8	0.32	2.05
12.0-13.0	12.8	0.3	2.1	0.34	2.38
13.0-14.0	12.6	0.3	2.5	0.36	2.74
14.0-15.0	12.4	0.3	2.8	0.38	3.12
15.0-16.0	12.2	0.4	3.2	0.40	3.52
16.0-17.0	12.0	0.4	3.5	0.42	3.93
17.0-18.0	11.8	0.4	3.9	0.43	4.37
18.0-19.0	11.5	0.4	4.3	0.44	4.81
19.0-20.0	11.3	0.4	4.7	0.46	5.27
20.0-21.0	11.0	0.4	5.2	0.47	5.74
21.0-22.0	10.7	0.4	5.6	0.48	6.22
22.0-23.0	10.4	0.4	6.0	0.49	6.70
23.0-24.0	10.1	0.4	6.5	0.49	7.19
24.0-25.0	9.8	0.4	6.9	0.50	7.69
25.0-26.0	9.5	0.5	7.4	0.50	8.19
26.0-27.0	9.2	0.5	7.8	0.50	8.70
27.0-28.0	8.9	0.5	8.3	0.50	9.20
28.0-29.0	8.6	0.5	8.7	0.50	9.70
29.0-30.0	8.3	0.4	9.2	0.50	10.20
30.0-31.0	8.0	0.4	9.6	0.50	10.70
31.0-32.0	7.7	0.4	10.1	0.49	11.19
32.0-33.0	7.4	0.4	10.5	0.48	11.67
33.0-34.0	7.1	0.4	10.9	0.48	12.15
34.0-35.0	6.8	0.4	11.4	0.47	12.62
35.0-36.0	6.5	0.4	11.8	0.46	13.08

C Plane (°):0.0-360.0: 30.0
 Test Lab: NORDECOR
 Test Type: TYPE C
 Temperature: 25
 Operator: NORDECOR

Gamma Plane (°):0.0-180.0:1.0
 Test Device: GPM-1800B
 Distance: 10.289 m [K=1.0000]
 Humidity: 85
 Inspector:

Zonal Lumen (Continue 1)

Gamma [°]	I _{mean} [cd]	Zonal Flux [lm]	Sum Zonal Flux [lm]	Rel Zonal Flux [%]	Sum Rel Zonal Flux [%]
36.0-37.0	6.3	0.4	12.2	0.45	13.53
37.0-38.0	6.0	0.4	12.6	0.44	13.98
38.0-39.0	5.7	0.4	13.0	0.44	14.41
39.0-40.0	5.5	0.4	13.4	0.43	14.84
40.0-41.0	5.3	0.4	13.7	0.42	15.26
41.0-42.0	5.0	0.4	14.1	0.41	15.66
42.0-43.0	4.8	0.4	14.5	0.39	16.06
43.0-44.0	4.6	0.3	14.8	0.38	16.44
44.0-45.0	4.4	0.3	15.1	0.37	16.81
45.0-46.0	4.2	0.3	15.5	0.36	17.18
46.0-47.0	4.0	0.3	15.8	0.35	17.53
47.0-48.0	3.8	0.3	16.1	0.34	17.88
48.0-49.0	3.7	0.3	16.4	0.33	18.21
49.0-50.0	3.5	0.3	16.7	0.32	18.54
50.0-51.0	3.4	0.3	17.0	0.32	18.85
51.0-52.0	3.2	0.3	17.2	0.31	19.16
52.0-53.0	3.1	0.3	17.5	0.30	19.45
53.0-54.0	2.9	0.3	17.8	0.29	19.74
54.0-55.0	2.8	0.3	18.0	0.28	20.02
55.0-56.0	2.7	0.2	18.3	0.27	20.29
56.0-57.0	2.5	0.2	18.5	0.26	20.54
57.0-58.0	2.4	0.2	18.7	0.25	20.79
58.0-59.0	2.3	0.2	18.9	0.24	21.03
59.0-60.0	2.2	0.2	19.1	0.23	21.26
60.0-61.0	2.0	0.2	19.3	0.22	21.47
61.0-62.0	1.9	0.2	19.5	0.21	21.68
62.0-63.0	1.6	0.2	19.7	0.17	21.85
63.0-64.0	1.3	0.1	19.8	0.15	22.00
64.0-65.0	1.0	0.1	19.9	0.11	22.11
65.0-66.0	0.6	0.1	20.0	0.07	22.18
66.0-67.0	0.3	0.0	20.0	0.04	22.22
67.0-68.0	0.1	0.0	20.0	0.01	22.23
68.0-69.0	0.0	0.0	20.0	0.00	22.23
69.0-70.0	0.0	0.0	20.0	0.00	22.23
70.0-71.0	0.0	0.0	20.0	0.00	22.23
71.0-72.0	0.0	0.0	20.0	0.00	22.23

C Plane (°):0.0-360.0: 30.0
 Test Lab: NORDECOR
 Test Type: TYPE C
 Temperature: 25
 Operator: NORDECOR

Gamma Plane (°):0.0-180.0:1.0
 Test Device: GPM-1800B
 Distance: 10.289 m [K=1.0000]
 Humidity: 85
 Inspector:

Zonal Lumen (Continue 2)

Gamma [°]	I _{mean} [cd]	Zonal Flux [lm]	Sum Zonal Flux [lm]	Rel Zonal Flux [%]	Sum Rel Zonal Flux [%]
72.0-73.0	0.0	0.0	20.0	0.00	22.23
73.0-74.0	0.0	0.0	20.0	0.00	22.23
74.0-75.0	0.0	0.0	20.0	0.00	22.23
75.0-76.0	0.0	0.0	20.0	0.00	22.23
76.0-77.0	0.0	0.0	20.0	0.00	22.23
77.0-78.0	0.0	0.0	20.0	0.00	22.23
78.0-79.0	0.0	0.0	20.0	0.00	22.23
79.0-80.0	0.0	0.0	20.0	0.00	22.23
80.0-81.0	0.0	0.0	20.0	0.00	22.23
81.0-82.0	0.0	0.0	20.0	0.00	22.23
82.0-83.0	0.0	0.0	20.0	0.00	22.23
83.0-84.0	0.0	0.0	20.0	0.00	22.23
84.0-85.0	0.0	0.0	20.0	0.00	22.23
85.0-86.0	0.0	0.0	20.0	0.00	22.23
86.0-87.0	0.0	0.0	20.0	0.00	22.23
87.0-88.0	0.0	0.0	20.0	0.00	22.23
88.0-89.0	0.0	0.0	20.0	0.00	22.23
89.0-90.0	0.0	0.0	20.0	0.00	22.23
90.0-91.0	0.0	0.0	20.0	0.00	22.23
91.0-92.0	0.0	0.0	20.0	0.00	22.23
92.0-93.0	0.0	0.0	20.0	0.00	22.23
93.0-94.0	0.0	0.0	20.0	0.00	22.23
94.0-95.0	0.0	0.0	20.0	0.00	22.23
95.0-96.0	0.0	0.0	20.0	0.00	22.23
96.0-97.0	0.0	0.0	20.0	0.00	22.23
97.0-98.0	0.0	0.0	20.0	0.00	22.23
98.0-99.0	0.0	0.0	20.0	0.00	22.23
99.0-100.0	0.0	0.0	20.0	0.00	22.23
100.0-101.0	0.0	0.0	20.0	0.00	22.23
101.0-102.0	0.0	0.0	20.0	0.00	22.23
102.0-103.0	0.0	0.0	20.0	0.00	22.23
103.0-104.0	0.0	0.0	20.0	0.00	22.23
104.0-105.0	0.0	0.0	20.0	0.00	22.23
105.0-106.0	0.0	0.0	20.0	0.00	22.23
106.0-107.0	0.0	0.0	20.0	0.00	22.23
107.0-108.0	0.0	0.0	20.0	0.00	22.23

C Plane (°):0.0-360.0: 30.0
 Test Lab: NORDECOR
 Test Type: TYPE C
 Temperature: 25
 Operator: NORDECOR

Gamma Plane (°):0.0-180.0:1.0
 Test Device: GPM-1800B
 Distance: 10.289 m [K=1.0000]
 Humidity: 85
 Inspector:

Zonal Lumen (Continue 3)

Gamma [°]	I _{mean} [cd]	Zonal Flux [lm]	Sum Zonal Flux [lm]	Rel Zonal Flux [%]	Sum Rel Zonal Flux [%]
108.0-109.0	0.0	0.0	20.0	0.00	22.23
109.0-110.0	0.0	0.0	20.0	0.00	22.23
110.0-111.0	0.0	0.0	20.0	0.00	22.23
111.0-112.0	0.0	0.0	20.0	0.00	22.23
112.0-113.0	0.0	0.0	20.0	0.00	22.23
113.0-114.0	0.0	0.0	20.0	0.00	22.23
114.0-115.0	0.0	0.0	20.0	0.00	22.23
115.0-116.0	0.0	0.0	20.0	0.00	22.23
116.0-117.0	0.0	0.0	20.0	0.00	22.23
117.0-118.0	0.0	0.0	20.0	0.00	22.23
118.0-119.0	0.0	0.0	20.0	0.00	22.23
119.0-120.0	0.0	0.0	20.0	0.00	22.23
120.0-121.0	0.0	0.0	20.0	0.00	22.23
121.0-122.0	0.0	0.0	20.0	0.00	22.23
122.0-123.0	0.0	0.0	20.0	0.00	22.23
123.0-124.0	0.0	0.0	20.0	0.00	22.23
124.0-125.0	0.0	0.0	20.0	0.00	22.23
125.0-126.0	0.0	0.0	20.0	0.00	22.23
126.0-127.0	0.0	0.0	20.0	0.00	22.23
127.0-128.0	0.0	0.0	20.0	0.00	22.23
128.0-129.0	0.0	0.0	20.0	0.00	22.23
129.0-130.0	0.0	0.0	20.0	0.00	22.23
130.0-131.0	0.0	0.0	20.0	0.00	22.23
131.0-132.0	0.0	0.0	20.0	0.00	22.23
132.0-133.0	0.0	0.0	20.0	0.00	22.23
133.0-134.0	0.0	0.0	20.0	0.00	22.23
134.0-135.0	0.0	0.0	20.0	0.00	22.23
135.0-136.0	0.0	0.0	20.0	0.00	22.23
136.0-137.0	0.0	0.0	20.0	0.00	22.23
137.0-138.0	0.0	0.0	20.0	0.00	22.23
138.0-139.0	0.0	0.0	20.0	0.00	22.23
139.0-140.0	0.0	0.0	20.0	0.00	22.23
140.0-141.0	0.0	0.0	20.0	0.00	22.23
141.0-142.0	0.0	0.0	20.0	0.00	22.23
142.0-143.0	0.0	0.0	20.0	0.00	22.23
143.0-144.0	0.0	0.0	20.0	0.00	22.23

C Plane (°):0.0-360.0: 30.0
 Test Lab: NORDECOR
 Test Type: TYPE C
 Temperature: 25
 Operator: NORDECOR

Gamma Plane (°):0.0-180.0:1.0
 Test Device: GPM-1800B
 Distance: 10.289 m [K=1.0000]
 Humidity: 85
 Inspector:

Zonal Lumen (Continue 4)

Gamma [°]	I _{mean} [cd]	Zonal Flux [lm]	Sum Zonal Flux [lm]	Rel Zonal Flux [%]	Sum Rel Zonal Flux [%]
144.0-145.0	0.0	0.0	20.0	0.00	22.23
145.0-146.0	0.0	0.0	20.0	0.00	22.23
146.0-147.0	0.0	0.0	20.0	0.00	22.23
147.0-148.0	0.0	0.0	20.0	0.00	22.23
148.0-149.0	0.0	0.0	20.0	0.00	22.23
149.0-150.0	0.0	0.0	20.0	0.00	22.23
150.0-151.0	0.0	0.0	20.0	0.00	22.23
151.0-152.0	0.0	0.0	20.0	0.00	22.23
152.0-153.0	0.0	0.0	20.0	0.00	22.23
153.0-154.0	0.0	0.0	20.0	0.00	22.23
154.0-155.0	0.0	0.0	20.0	0.00	22.23
155.0-156.0	0.0	0.0	20.0	0.00	22.23
156.0-157.0	0.0	0.0	20.0	0.00	22.23
157.0-158.0	0.0	0.0	20.0	0.00	22.23
158.0-159.0	0.0	0.0	20.0	0.00	22.23
159.0-160.0	0.0	0.0	20.0	0.00	22.23
160.0-161.0	0.0	0.0	20.0	0.00	22.23
161.0-162.0	0.0	0.0	20.0	0.00	22.23
162.0-163.0	0.0	0.0	20.0	0.00	22.23
163.0-164.0	0.0	0.0	20.0	0.00	22.23
164.0-165.0	0.0	0.0	20.0	0.00	22.23
165.0-166.0	0.0	0.0	20.0	0.00	22.23
166.0-167.0	0.0	0.0	20.0	0.00	22.23
167.0-168.0	0.0	0.0	20.0	0.00	22.23
168.0-169.0	0.0	0.0	20.0	0.00	22.23
169.0-170.0	0.0	0.0	20.0	0.00	22.23
170.0-171.0	0.0	0.0	20.0	0.00	22.23
171.0-172.0	0.0	0.0	20.0	0.00	22.23
172.0-173.0	0.0	0.0	20.0	0.00	22.23
173.0-174.0	0.0	0.0	20.0	0.00	22.23
174.0-175.0	0.0	0.0	20.0	0.00	22.23
175.0-176.0	0.0	0.0	20.0	0.00	22.23
176.0-177.0	0.0	0.0	20.0	0.00	22.23
177.0-178.0	0.0	0.0	20.0	0.00	22.23
178.0-179.0	0.0	0.0	20.0	0.00	22.23
179.0-180.0	0.0	0.0	20.0	0.00	22.23

C Plane (°):0.0-360.0: 30.0
 Test Lab: NORDECOR
 Test Type: TYPE C
 Temperature: 25
 Operator: NORDECOR

Gamma Plane (°):0.0-180.0:1.0
 Test Device: GPM-1800B
 Distance: 10.289 m [K=1.0000]
 Humidity: 85
 Inspector:

Candlepower Table

Unit: cd

G\C	C0.0	C30.0	C60.0	C90.0	C120.0	C150.0	C180.0	C210.0	C240.0	C270.0
G0.0	14.0	13.9	13.9	13.9	14.0	13.9	14.0	13.9	13.9	13.9
G1.0	14.0	13.9	13.9	13.9	13.9	13.9	14.0	14.0	14.0	14.0
G2.0	14.0	13.8	13.8	13.9	13.9	13.9	14.0	14.0	14.0	13.9
G3.0	13.9	13.8	13.9	13.8	13.9	13.9	14.1	13.9	14.0	13.9
G4.0	13.8	13.7	13.7	13.8	13.8	13.8	13.9	14.0	13.9	13.9
G5.0	13.7	13.6	13.6	13.7	13.7	13.8	13.9	13.9	13.9	13.9
G6.0	13.6	13.4	13.5	13.6	13.6	13.7	13.9	13.9	13.9	13.8
G7.0	13.5	13.3	13.4	13.5	13.5	13.6	13.8	13.8	13.8	13.7
G8.0	13.4	13.3	13.3	13.3	13.4	13.5	13.6	13.7	13.7	13.6
G9.0	13.3	13.1	13.1	13.2	13.2	13.3	13.6	13.5	13.6	13.5
G10.0	13.2	12.9	12.9	13.0	13.2	13.2	13.4	13.4	13.5	13.4
G11.0	13.0	12.7	12.8	12.8	12.9	13.1	13.3	13.3	13.3	13.3
G12.0	12.9	12.6	12.6	12.6	12.7	12.9	13.2	13.2	13.1	13.1
G13.0	12.7	12.4	12.4	12.4	12.6	12.7	12.9	13.0	13.0	12.9
G14.0	12.5	12.2	12.1	12.3	12.4	12.5	12.7	12.8	12.9	12.8
G15.0	12.3	12.0	11.9	12.1	12.2	12.3	12.6	12.6	12.6	12.6
G16.0	12.0	11.8	11.7	11.8	11.9	12.1	12.4	12.4	12.5	12.4
G17.0	11.8	11.5	11.5	11.6	11.7	11.9	12.1	12.3	12.3	12.2
G18.0	11.6	11.2	11.2	11.3	11.4	11.6	11.9	12.1	12.0	12.0
G19.0	11.3	11.0	10.9	11.0	11.2	11.3	11.6	11.8	11.8	11.7
G20.0	11.0	10.7	10.7	10.8	11.0	11.1	11.4	11.5	11.6	11.6
G21.0	10.8	10.4	10.3	10.5	10.7	10.8	11.1	11.3	11.3	11.2
G22.0	10.4	10.2	10.0	10.2	10.3	10.5	10.9	11.0	11.1	11.0
G23.0	10.2	9.9	9.7	9.9	10.1	10.3	10.6	10.7	10.8	10.7
G24.0	9.9	9.6	9.4	9.7	9.8	9.8	10.2	10.5	10.5	10.4
G25.0	9.6	9.3	9.2	9.3	9.5	9.6	9.9	10.2	10.2	10.1
G26.0	9.3	9.0	8.8	9.1	9.2	9.3	9.6	9.9	9.9	9.9
G27.0	8.9	8.7	8.5	8.7	8.9	9.0	9.4	9.6	9.5	9.6
G28.0	8.6	8.4	8.2	8.4	8.6	8.7	9.1	9.3	9.3	9.3
G29.0	8.4	8.2	7.9	8.1	8.3	8.3	8.7	8.9	9.0	8.9
G30.0	8.1	7.8	7.6	7.8	7.9	8.0	8.4	8.6	8.6	8.7
G31.0	7.8	7.5	7.3	7.5	7.7	7.7	8.1	8.3	8.3	8.3
G32.0	7.4	7.2	7.0	7.2	7.4	7.3	7.8	8.1	8.0	8.0
G33.0	7.2	6.9	6.8	6.9	7.1	7.1	7.5	7.8	7.7	7.6
G34.0	6.9	6.6	6.5	6.6	6.8	6.8	7.2	7.4	7.4	7.4
G35.0	6.6	6.3	6.2	6.3	6.5	6.5	6.8	7.1	7.1	7.1
G36.0	6.3	6.1	5.9	6.0	6.2	6.3	6.6	6.9	6.7	6.8

C Plane (°):0.0-360.0: 30.0
 Test Lab: NORDECOR
 Test Type: TYPE C
 Temperature: 25
 Operator: NORDECOR

Gamma Plane (°):0.0-180.0:1.0
 Test Device: GPM-1800B
 Distance: 10.289 m [K=1.0000]
 Humidity: 85
 Inspector:

Candlepower Table (Continue 1)

Unit: cd

G\C	C0.0	C30.0	C60.0	C90.0	C120.0	C150.0	C180.0	C210.0	C240.0	C270.0
G37.0	6.0	5.8	5.6	5.8	5.9	6.0	6.3	6.6	6.5	6.6
G38.0	5.8	5.6	5.4	5.5	5.7	5.8	6.0	6.3	6.3	6.3
G39.0	5.5	5.3	5.3	5.3	5.4	5.5	5.8	6.0	6.0	6.0
G40.0	5.2	5.1	5.0	5.1	5.2	5.3	5.5	5.8	5.8	5.8
G41.0	5.0	4.8	4.7	4.8	4.9	5.1	5.3	5.6	5.5	5.5
G42.0	4.8	4.6	4.6	4.5	4.7	4.9	5.1	5.3	5.2	5.3
G43.0	4.6	4.4	4.4	4.3	4.5	4.6	4.9	5.0	5.0	5.1
G44.0	4.3	4.2	4.2	4.2	4.3	4.5	4.6	4.8	4.9	4.8
G45.0	4.2	4.0	4.0	4.0	4.1	4.2	4.4	4.6	4.7	4.6
G46.0	4.0	3.8	3.8	3.8	3.9	4.0	4.2	4.4	4.5	4.4
G47.0	3.8	3.6	3.7	3.6	3.8	3.9	4.0	4.3	4.3	4.3
G48.0	3.6	3.5	3.5	3.5	3.6	3.7	3.9	4.0	4.1	4.1
G49.0	3.5	3.3	3.4	3.3	3.4	3.6	3.7	3.8	4.0	3.8
G50.0	3.3	3.1	3.1	3.2	3.3	3.4	3.5	3.7	3.8	3.8
G51.0	3.2	3.0	3.1	3.0	3.1	3.3	3.4	3.5	3.7	3.5
G52.0	3.0	2.8	2.9	2.9	2.9	3.2	3.2	3.4	3.5	3.4
G53.0	2.9	2.7	2.8	2.8	2.8	3.0	3.1	3.3	3.3	3.3
G54.0	2.8	2.6	2.7	2.5	2.7	2.8	2.9	3.1	3.2	3.1
G55.0	2.6	2.5	2.5	2.4	2.6	2.7	2.8	2.9	3.1	3.0
G56.0	2.5	2.3	2.4	2.3	2.5	2.6	2.7	2.8	3.0	2.8
G57.0	2.3	2.3	2.2	2.2	2.4	2.5	2.6	2.7	2.8	2.8
G58.0	2.3	2.1	2.1	2.1	2.2	2.3	2.5	2.5	2.7	2.6
G59.0	2.1	2.0	2.0	2.0	2.1	2.2	2.3	2.4	2.6	2.4
G60.0	2.0	1.9	1.8	1.9	2.0	2.1	2.2	2.3	2.4	2.4
G61.0	1.9	1.8	1.7	1.8	1.8	1.9	2.1	2.2	2.3	2.2
G62.0	1.7	1.6	1.5	1.6	1.8	1.9	2.0	2.1	2.2	2.1
G63.0	1.7	0.0	0.0	0.0	1.6	1.7	1.9	2.0	2.1	2.0
G64.0	1.5	0.0	0.0	0.0	1.5	1.6	1.8	1.9	2.0	1.8
G65.0	0.0	0.0	0.0	0.0	0.0	0.0	1.7	1.7	1.8	1.7
G66.0	0.0	0.0	0.0	0.0	0.0	0.0	1.5	1.7	1.7	1.7
G67.0	0.0	0.0	0.0	0.0	0.0	0.0	0.0	0.0	1.6	0.0
G68.0	0.0	0.0	0.0	0.0	0.0	0.0	0.0	0.0	0.0	0.0
G69.0	0.0	0.0	0.0	0.0	0.0	0.0	0.0	0.0	0.0	0.0
G70.0	0.0	0.0	0.0	0.0	0.0	0.0	0.0	0.0	0.0	0.0
G71.0	0.0	0.0	0.0	0.0	0.0	0.0	0.0	0.0	0.0	0.0
G72.0	0.0	0.0	0.0	0.0	0.0	0.0	0.0	0.0	0.0	0.0
G73.0	0.0	0.0	0.0	0.0	0.0	0.0	0.0	0.0	0.0	0.0

C Plane (°):0.0-360.0: 30.0
 Test Lab: NORDECOR
 Test Type: TYPE C
 Temperature: 25
 Operator: NORDECOR

Gamma Plane (°):0.0-180.0:1.0
 Test Device: GPM-1800B
 Distance: 10.289 m [K=1.0000]
 Humidity: 85
 Inspector:

Candlepower Table (Continue 2)

Unit: cd

G\C	C0.0	C30.0	C60.0	C90.0	C120.0	C150.0	C180.0	C210.0	C240.0	C270.0
G74.0	0.0	0.0	0.0	0.0	0.0	0.0	0.0	0.0	0.0	0.0
G75.0	0.0	0.0	0.0	0.0	0.0	0.0	0.0	0.0	0.0	0.0
G76.0	0.0	0.0	0.0	0.0	0.0	0.0	0.0	0.0	0.0	0.0
G77.0	0.0	0.0	0.0	0.0	0.0	0.0	0.0	0.0	0.0	0.0
G78.0	0.0	0.0	0.0	0.0	0.0	0.0	0.0	0.0	0.0	0.0
G79.0	0.0	0.0	0.0	0.0	0.0	0.0	0.0	0.0	0.0	0.0
G80.0	0.0	0.0	0.0	0.0	0.0	0.0	0.0	0.0	0.0	0.0
G81.0	0.0	0.0	0.0	0.0	0.0	0.0	0.0	0.0	0.0	0.0
G82.0	0.0	0.0	0.0	0.0	0.0	0.0	0.0	0.0	0.0	0.0
G83.0	0.0	0.0	0.0	0.0	0.0	0.0	0.0	0.0	0.0	0.0
G84.0	0.0	0.0	0.0	0.0	0.0	0.0	0.0	0.0	0.0	0.0
G85.0	0.0	0.0	0.0	0.0	0.0	0.0	0.0	0.0	0.0	0.0
G86.0	0.0	0.0	0.0	0.0	0.0	0.0	0.0	0.0	0.0	0.0
G87.0	0.0	0.0	0.0	0.0	0.0	0.0	0.0	0.0	0.0	0.0
G88.0	0.0	0.0	0.0	0.0	0.0	0.0	0.0	0.0	0.0	0.0
G89.0	0.0	0.0	0.0	0.0	0.0	0.0	0.0	0.0	0.0	0.0
G90.0	0.0	0.0	0.0	0.0	0.0	0.0	0.0	0.0	0.0	0.0
G91.0	0.0	0.0	0.0	0.0	0.0	0.0	0.0	0.0	0.0	0.0
G92.0	0.0	0.0	0.0	0.0	0.0	0.0	0.0	0.0	0.0	0.0
G93.0	0.0	0.0	0.0	0.0	0.0	0.0	0.0	0.0	0.0	0.0
G94.0	0.0	0.0	0.0	0.0	0.0	0.0	0.0	0.0	0.0	0.0
G95.0	0.0	0.0	0.0	0.0	0.0	0.0	0.0	0.0	0.0	0.0
G96.0	0.0	0.0	0.0	0.0	0.0	0.0	0.0	0.0	0.0	0.0
G97.0	0.0	0.0	0.0	0.0	0.0	0.0	0.0	0.0	0.0	0.0
G98.0	0.0	0.0	0.0	0.0	0.0	0.0	0.0	0.0	0.0	0.0
G99.0	0.0	0.0	0.0	0.0	0.0	0.0	0.0	0.0	0.0	0.0
G100.0	0.0	0.0	0.0	0.0	0.0	0.0	0.0	0.0	0.0	0.0
G101.0	0.0	0.0	0.0	0.0	0.0	0.0	0.0	0.0	0.0	0.0
G102.0	0.0	0.0	0.0	0.0	0.0	0.0	0.0	0.0	0.0	0.0
G103.0	0.0	0.0	0.0	0.0	0.0	0.0	0.0	0.0	0.0	0.0
G104.0	0.0	0.0	0.0	0.0	0.0	0.0	0.0	0.0	0.0	0.0
G105.0	0.0	0.0	0.0	0.0	0.0	0.0	0.0	0.0	0.0	0.0
G106.0	0.0	0.0	0.0	0.0	0.0	0.0	0.0	0.0	0.0	0.0
G107.0	0.0	0.0	0.0	0.0	0.0	0.0	0.0	0.0	0.0	0.0
G108.0	0.0	0.0	0.0	0.0	0.0	0.0	0.0	0.0	0.0	0.0
G109.0	0.0	0.0	0.0	0.0	0.0	0.0	0.0	0.0	0.0	0.0
G110.0	0.0	0.0	0.0	0.0	0.0	0.0	0.0	0.0	0.0	0.0

C Plane (°):0.0-360.0: 30.0
 Test Lab: NORDECOR
 Test Type: TYPE C
 Temperature: 25
 Operator: NORDECOR

Gamma Plane (°):0.0-180.0:1.0
 Test Device: GPM-1800B
 Distance: 10.289 m [K=1.0000]
 Humidity: 85
 Inspector:

Candlepower Table (Continue 3)

Unit: cd

G/C	C0.0	C30.0	C60.0	C90.0	C120.0	C150.0	C180.0	C210.0	C240.0	C270.0
G111.0	0.0	0.0	0.0	0.0	0.0	0.0	0.0	0.0	0.0	0.0
G112.0	0.0	0.0	0.0	0.0	0.0	0.0	0.0	0.0	0.0	0.0
G113.0	0.0	0.0	0.0	0.0	0.0	0.0	0.0	0.0	0.0	0.0
G114.0	0.0	0.0	0.0	0.0	0.0	0.0	0.0	0.0	0.0	0.0
G115.0	0.0	0.0	0.0	0.0	0.0	0.0	0.0	0.0	0.0	0.0
G116.0	0.0	0.0	0.0	0.0	0.0	0.0	0.0	0.0	0.0	0.0
G117.0	0.0	0.0	0.0	0.0	0.0	0.0	0.0	0.0	0.0	0.0
G118.0	0.0	0.0	0.0	0.0	0.0	0.0	0.0	0.0	0.0	0.0
G119.0	0.0	0.0	0.0	0.0	0.0	0.0	0.0	0.0	0.0	0.0
G120.0	0.0	0.0	0.0	0.0	0.0	0.0	0.0	0.0	0.0	0.0
G121.0	0.0	0.0	0.0	0.0	0.0	0.0	0.0	0.0	0.0	0.0
G122.0	0.0	0.0	0.0	0.0	0.0	0.0	0.0	0.0	0.0	0.0
G123.0	0.0	0.0	0.0	0.0	0.0	0.0	0.0	0.0	0.0	0.0
G124.0	0.0	0.0	0.0	0.0	0.0	0.0	0.0	0.0	0.0	0.0
G125.0	0.0	0.0	0.0	0.0	0.0	0.0	0.0	0.0	0.0	0.0
G126.0	0.0	0.0	0.0	0.0	0.0	0.0	0.0	0.0	0.0	0.0
G127.0	0.0	0.0	0.0	0.0	0.0	0.0	0.0	0.0	0.0	0.0
G128.0	0.0	0.0	0.0	0.0	0.0	0.0	0.0	0.0	0.0	0.0
G129.0	0.0	0.0	0.0	0.0	0.0	0.0	0.0	0.0	0.0	0.0
G130.0	0.0	0.0	0.0	0.0	0.0	0.0	0.0	0.0	0.0	0.0
G131.0	0.0	0.0	0.0	0.0	0.0	0.0	0.0	0.0	0.0	0.0
G132.0	0.0	0.0	0.0	0.0	0.0	0.0	0.0	0.0	0.0	0.0
G133.0	0.0	0.0	0.0	0.0	0.0	0.0	0.0	0.0	0.0	0.0
G134.0	0.0	0.0	0.0	0.0	0.0	0.0	0.0	0.0	0.0	0.0
G135.0	0.0	0.0	0.0	0.0	0.0	0.0	0.0	0.0	0.0	0.0
G136.0	0.0	0.0	0.0	0.0	0.0	0.0	0.0	0.0	0.0	0.0
G137.0	0.0	0.0	0.0	0.0	0.0	0.0	0.0	0.0	0.0	0.0
G138.0	0.0	0.0	0.0	0.0	0.0	0.0	0.0	0.0	0.0	0.0
G139.0	0.0	0.0	0.0	0.0	0.0	0.0	0.0	0.0	0.0	0.0
G140.0	0.0	0.0	0.0	0.0	0.0	0.0	0.0	0.0	0.0	0.0
G141.0	0.0	0.0	0.0	0.0	0.0	0.0	0.0	0.0	0.0	0.0
G142.0	0.0	0.0	0.0	0.0	0.0	0.0	0.0	0.0	0.0	0.0
G143.0	0.0	0.0	0.0	0.0	0.0	0.0	0.0	0.0	0.0	0.0
G144.0	0.0	0.0	0.0	0.0	0.0	0.0	0.0	0.0	0.0	0.0
G145.0	0.0	0.0	0.0	0.0	0.0	0.0	0.0	0.0	0.0	0.0
G146.0	0.0	0.0	0.0	0.0	0.0	0.0	0.0	0.0	0.0	0.0
G147.0	0.0	0.0	0.0	0.0	0.0	0.0	0.0	0.0	0.0	0.0

C Plane (°):0.0-360.0: 30.0
 Test Lab: NORDECOR
 Test Type: TYPE C
 Temperature: 25
 Operator: NORDECOR

Gamma Plane (°):0.0-180.0:1.0
 Test Device: GPM-1800B
 Distance: 10.289 m [K=1.0000]
 Humidity: 85
 Inspector:

Candlepower Table (Continue 4)

Unit: cd

G\C	C0.0	C30.0	C60.0	C90.0	C120.0	C150.0	C180.0	C210.0	C240.0	C270.0
G148.0	0.0	0.0	0.0	0.0	0.0	0.0	0.0	0.0	0.0	0.0
G149.0	0.0	0.0	0.0	0.0	0.0	0.0	0.0	0.0	0.0	0.0
G150.0	0.0	0.0	0.0	0.0	0.0	0.0	0.0	0.0	0.0	0.0
G151.0	0.0	0.0	0.0	0.0	0.0	0.0	0.0	0.0	0.0	0.0
G152.0	0.0	0.0	0.0	0.0	0.0	0.0	0.0	0.0	0.0	0.0
G153.0	0.0	0.0	0.0	0.0	0.0	0.0	0.0	0.0	0.0	0.0
G154.0	0.0	0.0	0.0	0.0	0.0	0.0	0.0	0.0	0.0	0.0
G155.0	0.0	0.0	0.0	0.0	0.0	0.0	0.0	0.0	0.0	0.0
G156.0	0.0	0.0	0.0	0.0	0.0	0.0	0.0	0.0	0.0	0.0
G157.0	0.0	0.0	0.0	0.0	0.0	0.0	0.0	0.0	0.0	0.0
G158.0	0.0	0.0	0.0	0.0	0.0	0.0	0.0	0.0	0.0	0.0
G159.0	0.0	0.0	0.0	0.0	0.0	0.0	0.0	0.0	0.0	0.0
G160.0	0.0	0.0	0.0	0.0	0.0	0.0	0.0	0.0	0.0	0.0
G161.0	0.0	0.0	0.0	0.0	0.0	0.0	0.0	0.0	0.0	0.0
G162.0	0.0	0.0	0.0	0.0	0.0	0.0	0.0	0.0	0.0	0.0
G163.0	0.0	0.0	0.0	0.0	0.0	0.0	0.0	0.0	0.0	0.0
G164.0	0.0	0.0	0.0	0.0	0.0	0.0	0.0	0.0	0.0	0.0
G165.0	0.0	0.0	0.0	0.0	0.0	0.0	0.0	0.0	0.0	0.0
G166.0	0.0	0.0	0.0	0.0	0.0	0.0	0.0	0.0	0.0	0.0
G167.0	0.0	0.0	0.0	0.0	0.0	0.0	0.0	0.0	0.0	0.0
G168.0	0.0	0.0	0.0	0.0	0.0	0.0	0.0	0.0	0.0	0.0
G169.0	0.0	0.0	0.0	0.0	0.0	0.0	0.0	0.0	0.0	0.0
G170.0	0.0	0.0	0.0	0.0	0.0	0.0	0.0	0.0	0.0	0.0
G171.0	0.0	0.0	0.0	0.0	0.0	0.0	0.0	0.0	0.0	0.0
G172.0	0.0	0.0	0.0	0.0	0.0	0.0	0.0	0.0	0.0	0.0
G173.0	0.0	0.0	0.0	0.0	0.0	0.0	0.0	0.0	0.0	0.0
G174.0	0.0	0.0	0.0	0.0	0.0	0.0	0.0	0.0	0.0	0.0
G175.0	0.0	0.0	0.0	0.0	0.0	0.0	0.0	0.0	0.0	0.0
G176.0	0.0	0.0	0.0	0.0	0.0	0.0	0.0	0.0	0.0	0.0
G177.0	0.0	0.0	0.0	0.0	0.0	0.0	0.0	0.0	0.0	0.0
G178.0	0.0	0.0	0.0	0.0	0.0	0.0	0.0	0.0	0.0	0.0
G179.0	0.0	0.0	0.0	0.0	0.0	0.0	0.0	0.0	0.0	0.0
G180.0	0.0	0.0	0.0	0.0	0.0	0.0	0.0	0.0	0.0	0.0

C Plane (°):0.0-360.0: 30.0
 Test Lab: NORDECOR
 Test Type: TYPE C
 Temperature: 25
 Operator: NORDECOR

Gamma Plane (°):0.0-180.0:1.0
 Test Device: GPM-1800B
 Distance: 10.289 m [K=1.0000]
 Humidity: 85
 Inspector:

Candlepower Table (Continue 5)

Unit: cd

G\C	C300.0	C330.0	C360.0							
G0.0	14.0	13.9	14.0							
G1.0	13.9	13.9	14.0							
G2.0	13.9	13.9	14.0							
G3.0	13.9	13.8	13.9							
G4.0	13.8	13.8	13.8							
G5.0	13.8	13.7	13.7							
G6.0	13.7	13.6	13.6							
G7.0	13.6	13.5	13.5							
G8.0	13.5	13.4	13.4							
G9.0	13.4	13.3	13.3							
G10.0	13.2	13.2	13.2							
G11.0	13.1	13.0	13.0							
G12.0	13.0	12.8	12.9							
G13.0	12.8	12.7	12.7							
G14.0	12.6	12.5	12.5							
G15.0	12.4	12.3	12.3							
G16.0	12.3	12.1	12.0							
G17.0	12.0	11.8	11.8							
G18.0	11.8	11.6	11.6							
G19.0	11.4	11.4	11.3							
G20.0	11.3	11.1	11.0							
G21.0	11.0	10.8	10.8							
G22.0	10.8	10.5	10.4							
G23.0	10.5	10.2	10.2							
G24.0	10.2	9.9	9.9							
G25.0	9.9	9.6	9.6							
G26.0	9.6	9.3	9.3							
G27.0	9.3	8.9	8.9							
G28.0	9.0	8.7	8.6							
G29.0	8.7	8.4	8.4							
G30.0	8.4	8.0	8.1							
G31.0	8.1	7.7	7.8							
G32.0	7.8	7.5	7.4							
G33.0	7.5	7.1	7.2							
G34.0	7.2	6.8	6.9							
G35.0	6.9	6.6	6.6							
G36.0	6.6	6.2	6.3							

C Plane (°):0.0-360.0: 30.0
 Test Lab: NORDECOR
 Test Type: TYPE C
 Temperature: 25
 Operator: NORDECOR

Gamma Plane (°):0.0-180.0:1.0
 Test Device: GPM-1800B
 Distance: 10.289 m [K=1.0000]
 Humidity: 85
 Inspector:

Candlepower Table (Continue 6)

Unit: cd

G\C	C300.0	C330.0	C360.0							
G37.0	6.3	6.0	6.0							
G38.0	6.0	5.7	5.8							
G39.0	5.8	5.5	5.5							
G40.0	5.6	5.3	5.2							
G41.0	5.3	5.1	5.0							
G42.0	5.0	4.8	4.8							
G43.0	4.8	4.6	4.6							
G44.0	4.6	4.4	4.3							
G45.0	4.4	4.2	4.2							
G46.0	4.2	4.1	4.0							
G47.0	4.1	3.8	3.8							
G48.0	3.8	3.7	3.6							
G49.0	3.7	3.6	3.5							
G50.0	3.5	3.4	3.3							
G51.0	3.4	3.3	3.2							
G52.0	3.3	3.1	3.0							
G53.0	3.1	3.0	2.9							
G54.0	3.0	2.8	2.8							
G55.0	2.8	2.8	2.6							
G56.0	2.7	2.6	2.5							
G57.0	2.5	2.5	2.3							
G58.0	2.5	2.3	2.3							
G59.0	2.3	2.2	2.1							
G60.0	2.2	2.1	2.0							
G61.0	2.1	2.0	1.9							
G62.0	2.0	1.9	1.7							
G63.0	1.8	1.8	1.7							
G64.0	1.8	1.6	1.5							
G65.0	1.6	0.0	0.0							
G66.0	0.0	0.0	0.0							
G67.0	0.0	0.0	0.0							
G68.0	0.0	0.0	0.0							
G69.0	0.0	0.0	0.0							
G70.0	0.0	0.0	0.0							
G71.0	0.0	0.0	0.0							
G72.0	0.0	0.0	0.0							
G73.0	0.0	0.0	0.0							

C Plane (°):0.0-360.0: 30.0
 Test Lab: NORDECOR
 Test Type: TYPE C
 Temperature: 25
 Operator: NORDECOR

Gamma Plane (°):0.0-180.0:1.0
 Test Device: GPM-1800B
 Distance: 10.289 m [K=1.0000]
 Humidity: 85
 Inspector:

Candlepower Table (Continue 7)

Unit: cd

G\C	C300.0	C330.0	C360.0							
G74.0	0.0	0.0	0.0							
G75.0	0.0	0.0	0.0							
G76.0	0.0	0.0	0.0							
G77.0	0.0	0.0	0.0							
G78.0	0.0	0.0	0.0							
G79.0	0.0	0.0	0.0							
G80.0	0.0	0.0	0.0							
G81.0	0.0	0.0	0.0							
G82.0	0.0	0.0	0.0							
G83.0	0.0	0.0	0.0							
G84.0	0.0	0.0	0.0							
G85.0	0.0	0.0	0.0							
G86.0	0.0	0.0	0.0							
G87.0	0.0	0.0	0.0							
G88.0	0.0	0.0	0.0							
G89.0	0.0	0.0	0.0							
G90.0	0.0	0.0	0.0							
G91.0	0.0	0.0	0.0							
G92.0	0.0	0.0	0.0							
G93.0	0.0	0.0	0.0							
G94.0	0.0	0.0	0.0							
G95.0	0.0	0.0	0.0							
G96.0	0.0	0.0	0.0							
G97.0	0.0	0.0	0.0							
G98.0	0.0	0.0	0.0							
G99.0	0.0	0.0	0.0							
G100.0	0.0	0.0	0.0							
G101.0	0.0	0.0	0.0							
G102.0	0.0	0.0	0.0							
G103.0	0.0	0.0	0.0							
G104.0	0.0	0.0	0.0							
G105.0	0.0	0.0	0.0							
G106.0	0.0	0.0	0.0							
G107.0	0.0	0.0	0.0							
G108.0	0.0	0.0	0.0							
G109.0	0.0	0.0	0.0							
G110.0	0.0	0.0	0.0							

C Plane (°):0.0-360.0: 30.0
 Test Lab: NORDECOR
 Test Type: TYPE C
 Temperature: 25
 Operator: NORDECOR

Gamma Plane (°):0.0-180.0:1.0
 Test Device: GPM-1800B
 Distance: 10.289 m [K=1.0000]
 Humidity: 85
 Inspector:

Candlepower Table (Continue 8)

Unit: cd

G\C	C300.0	C330.0	C360.0							
G111.0	0.0	0.0	0.0							
G112.0	0.0	0.0	0.0							
G113.0	0.0	0.0	0.0							
G114.0	0.0	0.0	0.0							
G115.0	0.0	0.0	0.0							
G116.0	0.0	0.0	0.0							
G117.0	0.0	0.0	0.0							
G118.0	0.0	0.0	0.0							
G119.0	0.0	0.0	0.0							
G120.0	0.0	0.0	0.0							
G121.0	0.0	0.0	0.0							
G122.0	0.0	0.0	0.0							
G123.0	0.0	0.0	0.0							
G124.0	0.0	0.0	0.0							
G125.0	0.0	0.0	0.0							
G126.0	0.0	0.0	0.0							
G127.0	0.0	0.0	0.0							
G128.0	0.0	0.0	0.0							
G129.0	0.0	0.0	0.0							
G130.0	0.0	0.0	0.0							
G131.0	0.0	0.0	0.0							
G132.0	0.0	0.0	0.0							
G133.0	0.0	0.0	0.0							
G134.0	0.0	0.0	0.0							
G135.0	0.0	0.0	0.0							
G136.0	0.0	0.0	0.0							
G137.0	0.0	0.0	0.0							
G138.0	0.0	0.0	0.0							
G139.0	0.0	0.0	0.0							
G140.0	0.0	0.0	0.0							
G141.0	0.0	0.0	0.0							
G142.0	0.0	0.0	0.0							
G143.0	0.0	0.0	0.0							
G144.0	0.0	0.0	0.0							
G145.0	0.0	0.0	0.0							
G146.0	0.0	0.0	0.0							
G147.0	0.0	0.0	0.0							

C Plane (°):0.0-360.0: 30.0
 Test Lab: NORDECOR
 Test Type: TYPE C
 Temperature: 25
 Operator: NORDECOR

Gamma Plane (°):0.0-180.0:1.0
 Test Device: GPM-1800B
 Distance: 10.289 m [K=1.0000]
 Humidity: 85
 Inspector:

Candlepower Table (Continue 9)

Unit: cd

G\C	C300.0	C330.0	C360.0							
G148.0	0.0	0.0	0.0							
G149.0	0.0	0.0	0.0							
G150.0	0.0	0.0	0.0							
G151.0	0.0	0.0	0.0							
G152.0	0.0	0.0	0.0							
G153.0	0.0	0.0	0.0							
G154.0	0.0	0.0	0.0							
G155.0	0.0	0.0	0.0							
G156.0	0.0	0.0	0.0							
G157.0	0.0	0.0	0.0							
G158.0	0.0	0.0	0.0							
G159.0	0.0	0.0	0.0							
G160.0	0.0	0.0	0.0							
G161.0	0.0	0.0	0.0							
G162.0	0.0	0.0	0.0							
G163.0	0.0	0.0	0.0							
G164.0	0.0	0.0	0.0							
G165.0	0.0	0.0	0.0							
G166.0	0.0	0.0	0.0							
G167.0	0.0	0.0	0.0							
G168.0	0.0	0.0	0.0							
G169.0	0.0	0.0	0.0							
G170.0	0.0	0.0	0.0							
G171.0	0.0	0.0	0.0							
G172.0	0.0	0.0	0.0							
G173.0	0.0	0.0	0.0							
G174.0	0.0	0.0	0.0							
G175.0	0.0	0.0	0.0							
G176.0	0.0	0.0	0.0							
G177.0	0.0	0.0	0.0							
G178.0	0.0	0.0	0.0							
G179.0	0.0	0.0	0.0							
G180.0	0.0	0.0	0.0							

C Plane (°):0.0-360.0: 30.0
 Test Lab: NORDECOR
 Test Type: TYPE C
 Temperature: 25
 Operator: NORDECOR

Gamma Plane (°):0.0-180.0:1.0
 Test Device: GPM-1800B
 Distance: 10.289 m [K=1.0000]
 Humidity: 85
 Inspector:

LED Average Luminance Report

Avg.L	cd/m ²
L 0-180(65) av	11620.99
L 0-180(75) av	0.00
L 0-180(85) av	0.00
L 90-270(65) av	12041.03
L 90-270(75) av	0.00
L 90-270(85) av	0.00
L 45(65) av	8995.77
L 45(75) av	0.00
L 45(85) av	0.00

Standard: GB/T 29293-2012