

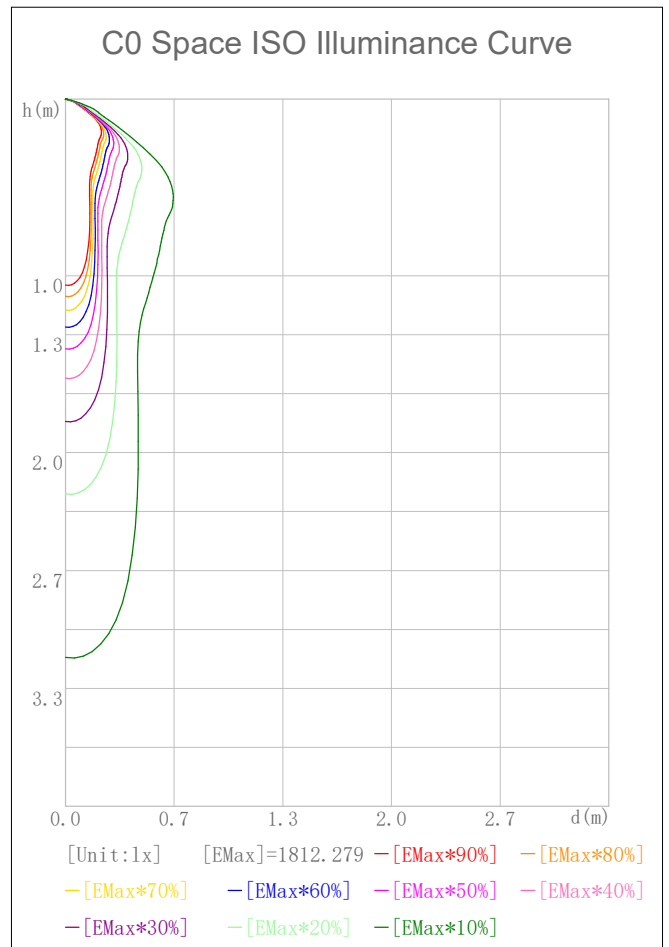
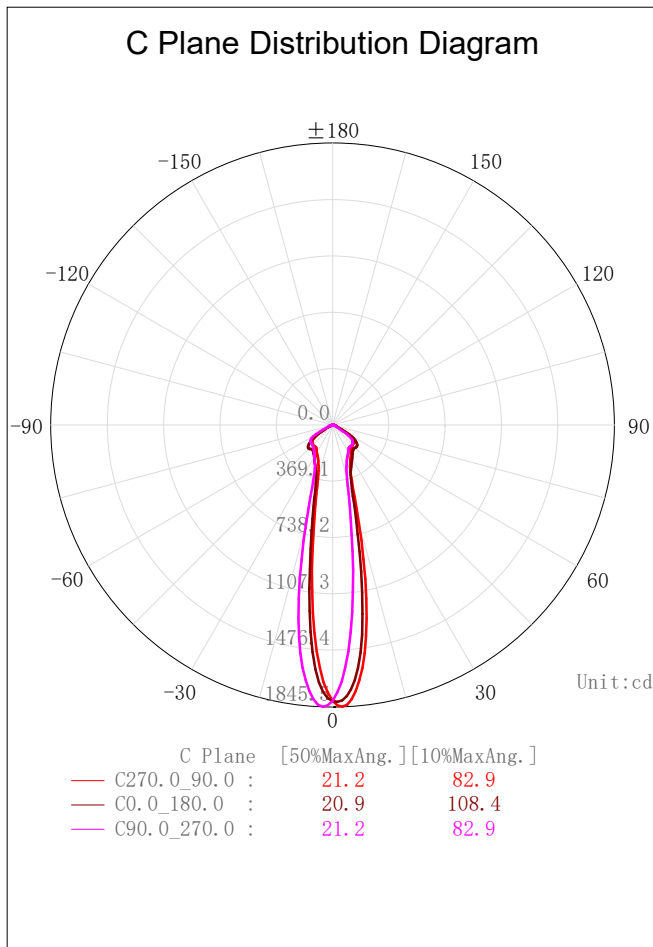
Indoor Luminaire Photometric Data

Description Information

Luminary Name: LED Lamp	Lum. Catalog:	Test ID: t001
Lamp Name: led	Lamp Catalog: LED	Test Date: 2024/01/12
Manufacture:	Shld. Ang(°):	Test Machine:GON-2000
Test Lab: volnic	Frequency(Hz):	Lamp CCT(K): Ra:
Lum. Size (W*L*H):0.000m*0.000m*0.000m	Lum. Area(m2):0.000	Lum. W(kg): 0.000
Test System: C, γ	Test Step: C=90.0 γ =1.0	Temp. (°C): 25
		Humidity(%): 60.0

Character Parameter

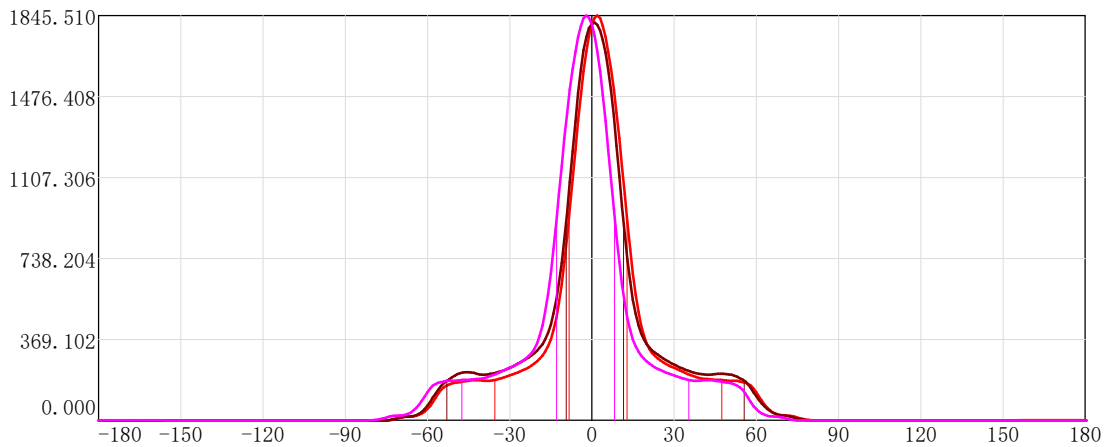
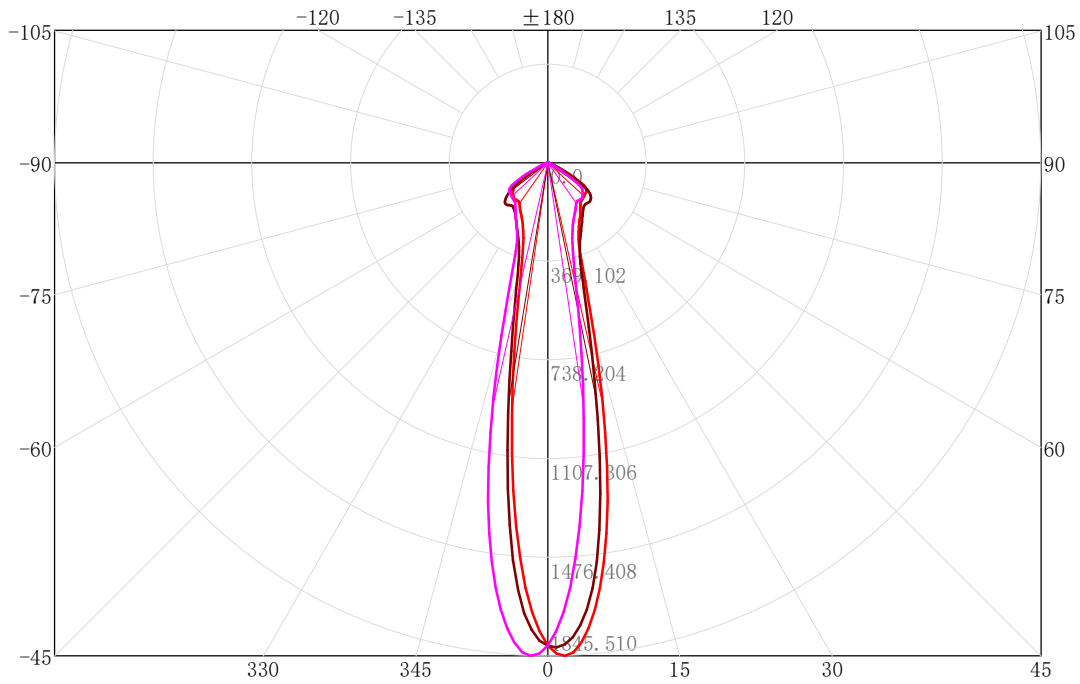
Lamp Speciality Parameter		Luminaire Speciality Parameter	
Rated Flux(lm): 720.000	Luminary Flux(lm): 875.661	Field Angle(10%Imax): 82.9(°)	
Rated Power(W):	Luminary Efficiency: 121.62%	Down Lumens&Percent: 875.090lm 99.93%	
Rated Voltage(V):	Luminary EER(lm/W): 83.635	Up Lumens&Percent: 0.571lm 0.07%	
Tested Power(W): 10.470	Max. Candela(cd): 1845.510	S/MH: C0_a180=0.357 C90_270=0.366	
Lamps' Inside: 1	Max Cand@Ang. (°): C=270.0 γ =2.0	CIE Type: Semi-Direct	
Tested Electrics(V, A, pf):127.2, 0.085, 0.958	Beam Angle(50%Imax): 21.2(°)	ErP Φ use(90°): 590.732lm	
Lamp Size(W*L*H):0.000m*0.000m*0.000m	Left=-8.3°, Right=12.8°	IRF(%): 548.659	



2D Plane Light Intensity Distribution Curve

Lum. Name: LED Lamp	Lum. Catalog:	Test ID: t001
Lamp Name: led	Lamp Catalog: LED	Test Lab: volnic
Manufacture:	Test Machine:GON-2000	Test Date: 2024/01/12

C Plane Distribution Diagram




	C Plane	[50%MaxAng.]	[10%MaxAng.]	Unit:cd
—	C270.0_90.0 :	21.2	82.9	
—	C0.0_180.0 :	20.9	108.4	
—	C90.0_270.0 :	21.2	82.9	

3D Light Intensity Distribution Modal

Lum. Name: LED Lamp	Lum. Catalog:	Test ID: t001
Lamp Name: led	Lamp Catalog: LED	Test Lab: volnic
Manufacture:	Test Machine:GON-2000	Test Date: 2024/01/12

3D Light Intensity Distribution Modal



Curves: 3D Model —— Fixture —— Vert. HUD —— Hori. HUD ——
View Angles: Orient:0 Tilt:0 Roll:0 Spin:0

IES Indoor Report
Photometric Filename:1143.IES

Zonal Flux Tabulation

Zone (γ)	Zone Flux (lm)	Sums Flux (lm)	Zone%Lamp	Sums%Lamp	Zone (γ)	Zone Flux (lm)	Sums Flux (lm)	Zone%Lamp	Sums%Lamp
0.0-1.0	1.72	1.72	0.24	0.24	47.0-48.0	15.99	657.36	2.22	91.30
1.0-2.0	5.12	6.84	0.71	0.95	48.0-49.0	16.08	673.43	2.23	93.53
2.0-3.0	8.35	15.19	1.16	2.11	49.0-50.0	16.12	689.55	2.24	95.77
3.0-4.0	11.30	26.50	1.57	3.68	50.0-51.0	16.11	705.66	2.24	98.01
4.0-5.0	13.87	40.37	1.93	5.61	51.0-52.0	16.02	721.68	2.22	100.23
5.0-6.0	15.97	56.35	2.22	7.83	52.0-53.0	15.85	737.53	2.20	102.43
6.0-7.0	17.54	73.89	2.44	10.26	53.0-54.0	15.58	753.11	2.16	104.60
7.0-8.0	18.56	92.45	2.58	12.84	54.0-55.0	15.10	768.21	2.10	106.70
8.0-9.0	19.02	111.47	2.64	15.48	55.0-56.0	14.35	782.56	1.99	108.69
9.0-10.0	18.99	130.46	2.64	18.12	56.0-57.0	13.36	795.91	1.85	110.54
10.0-11.0	18.55	149.00	2.58	20.69	57.0-58.0	12.16	808.08	1.69	112.23
11.0-12.0	17.81	166.81	2.47	23.17	58.0-59.0	10.75	818.83	1.49	113.73
12.0-13.0	16.89	183.70	2.35	25.51	59.0-60.0	9.27	828.10	1.29	115.01
13.0-14.0	15.89	199.59	2.21	27.72	60.0-61.0	7.82	835.92	1.09	116.10
14.0-15.0	14.89	214.48	2.07	29.79	61.0-62.0	6.45	842.37	0.90	117.00
15.0-16.0	14.00	228.47	1.94	31.73	62.0-63.0	5.25	847.62	0.73	117.73
16.0-17.0	13.26	241.74	1.84	33.57	63.0-64.0	4.30	851.92	0.60	118.32
17.0-18.0	12.71	254.45	1.77	35.34	64.0-65.0	3.55	855.48	0.49	118.82
18.0-19.0	12.36	266.81	1.72	37.06	65.0-66.0	2.99	858.46	0.41	119.23
19.0-20.0	12.16	278.97	1.69	38.75	66.0-67.0	2.60	861.06	0.36	119.59
20.0-21.0	12.06	291.03	1.67	40.42	67.0-68.0	2.33	863.39	0.32	119.91
21.0-22.0	12.06	303.09	1.67	42.10	68.0-69.0	2.12	865.51	0.29	120.21
22.0-23.0	12.12	315.21	1.68	43.78	69.0-70.0	1.95	867.46	0.27	120.48
23.0-24.0	12.22	327.42	1.70	45.48	70.0-71.0	1.76	869.21	0.24	120.72
24.0-25.0	12.33	339.75	1.71	47.19	71.0-72.0	1.53	870.74	0.21	120.94
25.0-26.0	12.44	352.19	1.73	48.92	72.0-73.0	1.27	872.01	0.18	121.11
26.0-27.0	12.54	364.73	1.74	50.66	73.0-74.0	0.99	873.00	0.14	121.25
27.0-28.0	12.64	377.37	1.76	52.41	74.0-75.0	0.72	873.72	0.10	121.35
28.0-29.0	12.74	390.11	1.77	54.18	75.0-76.0	0.51	874.22	0.07	121.42
29.0-30.0	12.85	402.95	1.78	55.97	76.0-77.0	0.36	874.59	0.05	121.47
30.0-31.0	12.94	415.90	1.80	57.76	77.0-78.0	0.24	874.82	0.03	121.50
31.0-32.0	13.02	428.92	1.81	59.57	78.0-79.0	0.13	874.95	0.02	121.52
32.0-33.0	13.08	442.00	1.82	61.39	79.0-80.0	0.07	875.02	0.01	121.53
33.0-34.0	13.15	455.15	1.83	63.21	80.0-81.0	0.04	875.06	0.01	121.54
34.0-35.0	13.22	468.36	1.84	65.05	81.0-82.0	0.02	875.08	0.00	121.54
35.0-36.0	13.30	481.66	1.85	66.90	82.0-83.0	0.01	875.09	0.00	121.54
36.0-37.0	13.41	495.07	1.86	68.76	83.0-84.0	0.00	875.09	0.00	121.54
37.0-38.0	13.53	508.60	1.88	70.64	84.0-85.0	0.00	875.09	0.00	121.54
38.0-39.0	13.69	522.29	1.90	72.54	85.0-86.0	0.00	875.09	0.00	121.54
39.0-40.0	13.89	536.18	1.93	74.47	86.0-87.0	0.00	875.09	0.00	121.54
40.0-41.0	14.13	550.31	1.96	76.43	87.0-88.0	0.00	875.09	0.00	121.54
41.0-42.0	14.43	564.74	2.00	78.44	88.0-89.0	0.00	875.09	0.00	121.54
42.0-43.0	14.76	579.49	2.05	80.48	89.0-90.0	0.00	875.09	0.00	121.54
43.0-44.0	15.08	594.57	2.09	82.58	90.0-91.0	0.00	875.09	0.00	121.54
44.0-45.0	15.36	609.93	2.13	84.71	91.0-92.0	0.00	875.09	0.00	121.54
45.0-46.0	15.60	625.54	2.17	86.88	92.0-93.0	0.00	875.09	0.00	121.54
46.0-47.0	15.83	641.37	2.20	89.08	93.0-94.0	0.00	875.09	0.00	121.54

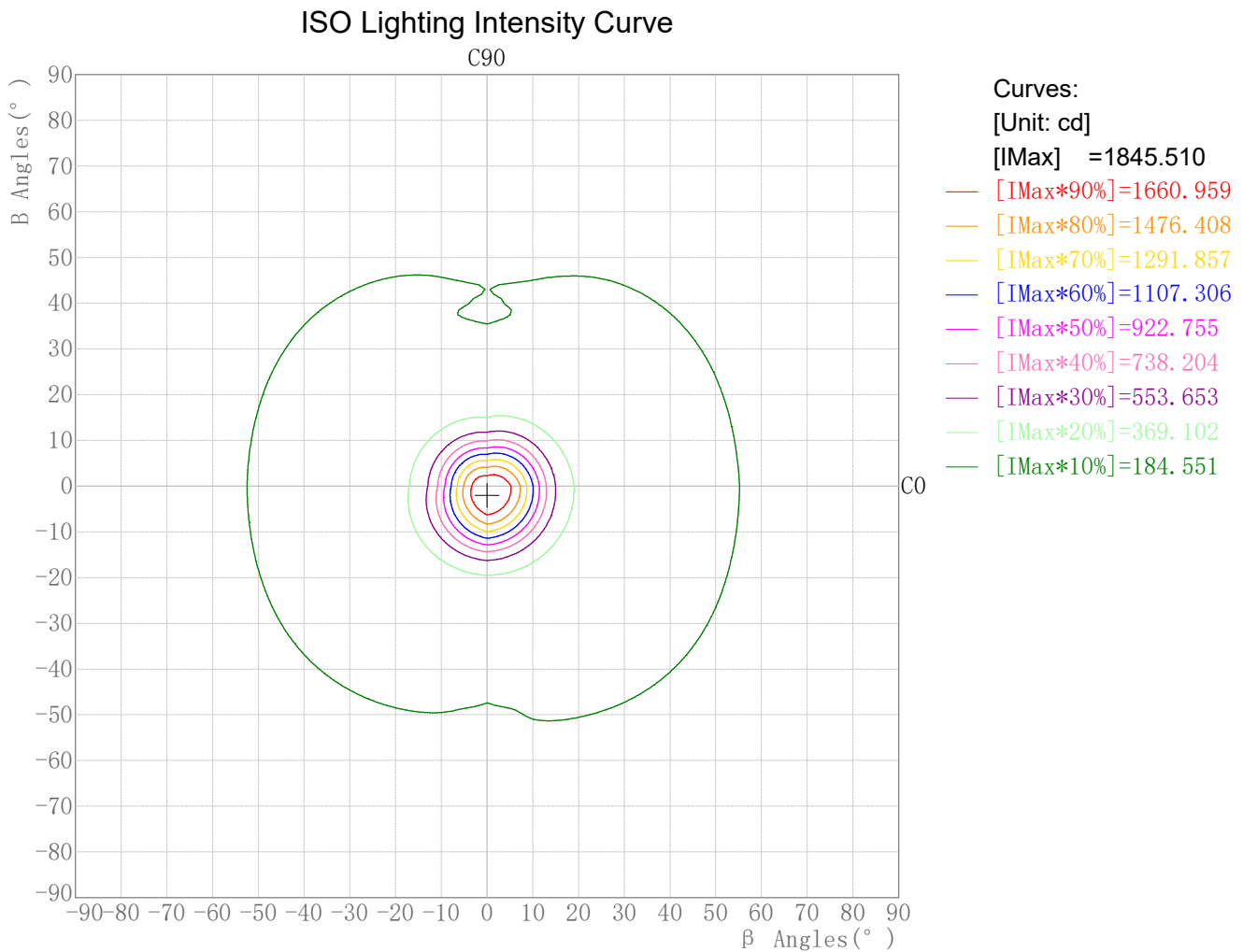
IES Indoor Report
Photometric Filename:1143.IES

Zonal Flux Tabulation - (Cont.)

Zone (γ)	Zone Flux (lm)	Sums Flux (lm)	Zone%Lamp	Sums%Lamp	Zone (γ)	Zone Flux (lm)	Sums Flux (lm)	Zone%Lamp	Sums%Lamp
94.0-95.0	0.00	875.09	0.00	121.54	141.0-142.0	0.00	875.09	0.00	121.54
95.0-96.0	0.00	875.09	0.00	121.54	142.0-143.0	0.00	875.09	0.00	121.54
96.0-97.0	0.00	875.09	0.00	121.54	143.0-144.0	0.00	875.09	0.00	121.54
97.0-98.0	0.00	875.09	0.00	121.54	144.0-145.0	0.00	875.09	0.00	121.54
98.0-99.0	0.00	875.09	0.00	121.54	145.0-146.0	0.00	875.09	0.00	121.54
99.0-100.0	0.00	875.09	0.00	121.54	146.0-147.0	0.00	875.10	0.00	121.54
100.0-101.0	0.00	875.09	0.00	121.54	147.0-148.0	0.01	875.10	0.00	121.54
101.0-102.0	0.00	875.09	0.00	121.54	148.0-149.0	0.01	875.11	0.00	121.54
102.0-103.0	0.00	875.09	0.00	121.54	149.0-150.0	0.01	875.12	0.00	121.54
103.0-104.0	0.00	875.09	0.00	121.54	150.0-151.0	0.02	875.14	0.00	121.55
104.0-105.0	0.00	875.09	0.00	121.54	151.0-152.0	0.02	875.16	0.00	121.55
105.0-106.0	0.00	875.09	0.00	121.54	152.0-153.0	0.02	875.18	0.00	121.55
106.0-107.0	0.00	875.09	0.00	121.54	153.0-154.0	0.02	875.21	0.00	121.56
107.0-108.0	0.00	875.09	0.00	121.54	154.0-155.0	0.03	875.23	0.00	121.56
108.0-109.0	0.00	875.09	0.00	121.54	155.0-156.0	0.03	875.26	0.00	121.56
109.0-110.0	0.00	875.09	0.00	121.54	156.0-157.0	0.03	875.28	0.00	121.57
110.0-111.0	0.00	875.09	0.00	121.54	157.0-158.0	0.03	875.31	0.00	121.57
111.0-112.0	0.00	875.09	0.00	121.54	158.0-159.0	0.03	875.34	0.00	121.58
112.0-113.0	0.00	875.09	0.00	121.54	159.0-160.0	0.03	875.37	0.00	121.58
113.0-114.0	0.00	875.09	0.00	121.54	160.0-161.0	0.03	875.40	0.00	121.58
114.0-115.0	0.00	875.09	0.00	121.54	161.0-162.0	0.03	875.42	0.00	121.59
115.0-116.0	0.00	875.09	0.00	121.54	162.0-163.0	0.03	875.45	0.00	121.59
116.0-117.0	0.00	875.09	0.00	121.54	163.0-164.0	0.02	875.47	0.00	121.59
117.0-118.0	0.00	875.09	0.00	121.54	164.0-165.0	0.02	875.49	0.00	121.60
118.0-119.0	0.00	875.09	0.00	121.54	165.0-166.0	0.02	875.52	0.00	121.60
119.0-120.0	0.00	875.09	0.00	121.54	166.0-167.0	0.02	875.54	0.00	121.60
120.0-121.0	0.00	875.09	0.00	121.54	167.0-168.0	0.02	875.56	0.00	121.60
121.0-122.0	0.00	875.09	0.00	121.54	168.0-169.0	0.02	875.57	0.00	121.61
122.0-123.0	0.00	875.09	0.00	121.54	169.0-170.0	0.02	875.59	0.00	121.61
123.0-124.0	0.00	875.09	0.00	121.54	170.0-171.0	0.01	875.60	0.00	121.61
124.0-125.0	0.00	875.09	0.00	121.54	171.0-172.0	0.01	875.62	0.00	121.61
125.0-126.0	0.00	875.09	0.00	121.54	172.0-173.0	0.01	875.63	0.00	121.61
126.0-127.0	0.00	875.09	0.00	121.54	173.0-174.0	0.01	875.64	0.00	121.62
127.0-128.0	0.00	875.09	0.00	121.54	174.0-175.0	0.01	875.64	0.00	121.62
128.0-129.0	0.00	875.09	0.00	121.54	175.0-176.0	0.01	875.65	0.00	121.62
129.0-130.0	0.00	875.09	0.00	121.54	176.0-177.0	0.00	875.66	0.00	121.62
130.0-131.0	0.00	875.09	0.00	121.54	177.0-178.0	0.00	875.66	0.00	121.62
131.0-132.0	0.00	875.09	0.00	121.54	178.0-179.0	0.00	875.66	0.00	121.62
132.0-133.0	0.00	875.09	0.00	121.54	179.0-180.0	0.00	875.66	0.00	121.62
133.0-134.0	0.00	875.09	0.00	121.54					
134.0-135.0	0.00	875.09	0.00	121.54					
135.0-136.0	0.00	875.09	0.00	121.54					
136.0-137.0	0.00	875.09	0.00	121.54					
137.0-138.0	0.00	875.09	0.00	121.54					
138.0-139.0	0.00	875.09	0.00	121.54					
139.0-140.0	0.00	875.09	0.00	121.54					
140.0-141.0	0.00	875.09	0.00	121.54					

Rectangle ISO Lighting Intensity Diagram

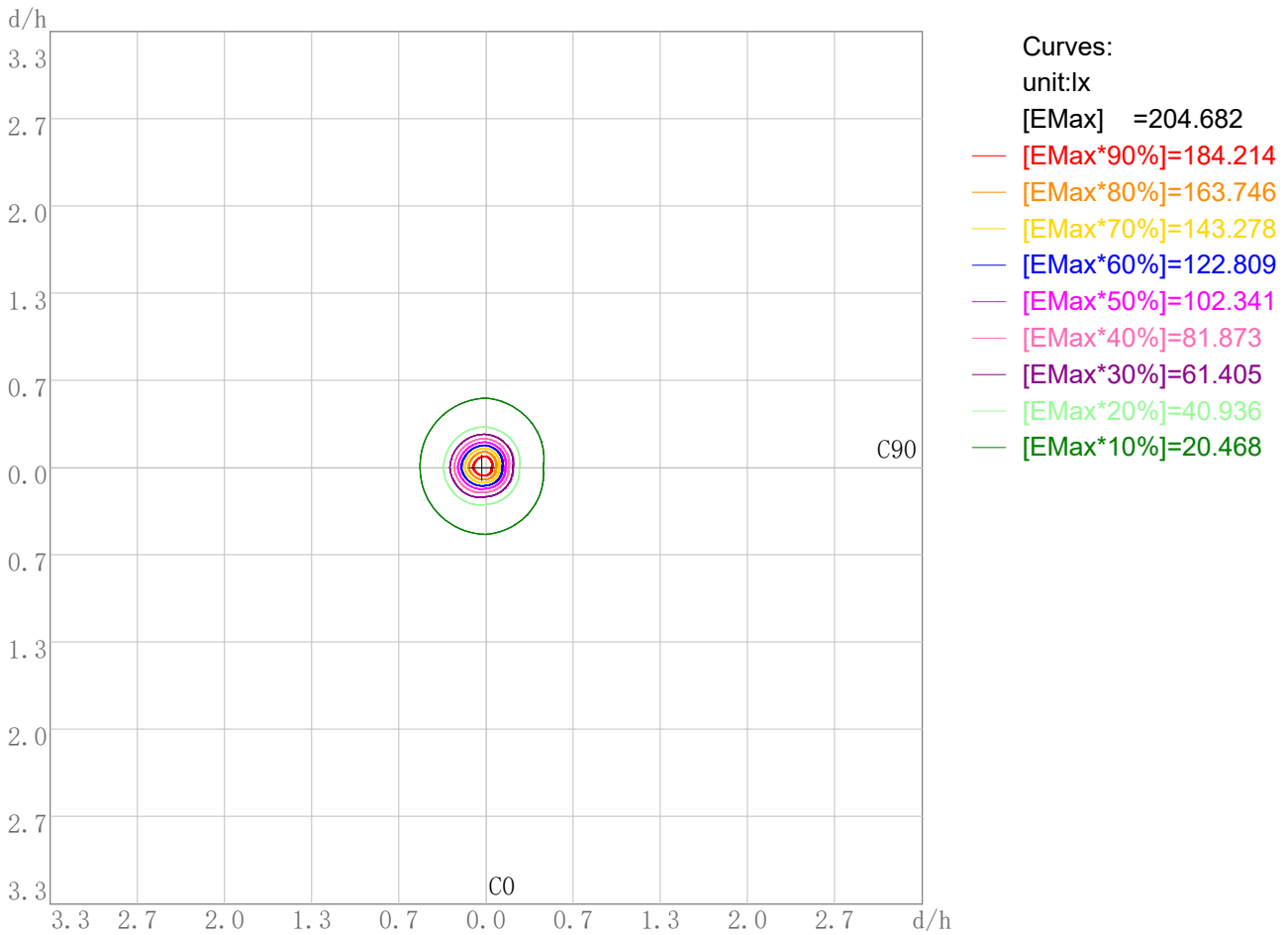
Lum. Name: LED Lamp	Lum. Catalog:	Test ID: t001
Lamp Name: led	Lamp Catalog: LED	Test Lab: volnic
Manufacture:	Test Machine:GON-2000	Test Date: 2024/01/12



Plane ISO-Illuminance Diagram

Lum. Name: LED Lamp	Lum. Catalog:	Test ID: t001
Lamp Name: led	Lamp Catalog: LED	Test Lab: volnic
Manufacture:	Test Machine:GON-2000	Test Date: 2024/01/12

Plane ISO-Illuminance Curve




Working Plane Luminaire Mounting Height(m): 3.00
Working Plane Maximum Illuminance(lx): 204.68
Working Plane Maximum Illuminance Position(d/h):H-0.0 V-0.0

3D Plane ISO Illuminance Diagram

Lum. Name: LED Lamp	Lum. Catalog:	Test ID: t001
Lamp Name: led	Lamp Catalog: LED	Test Lab: volnic
Manufacture:	Test Machine:GON-2000	Test Date: 2024/01/12

3D Plane Illuminance Modal

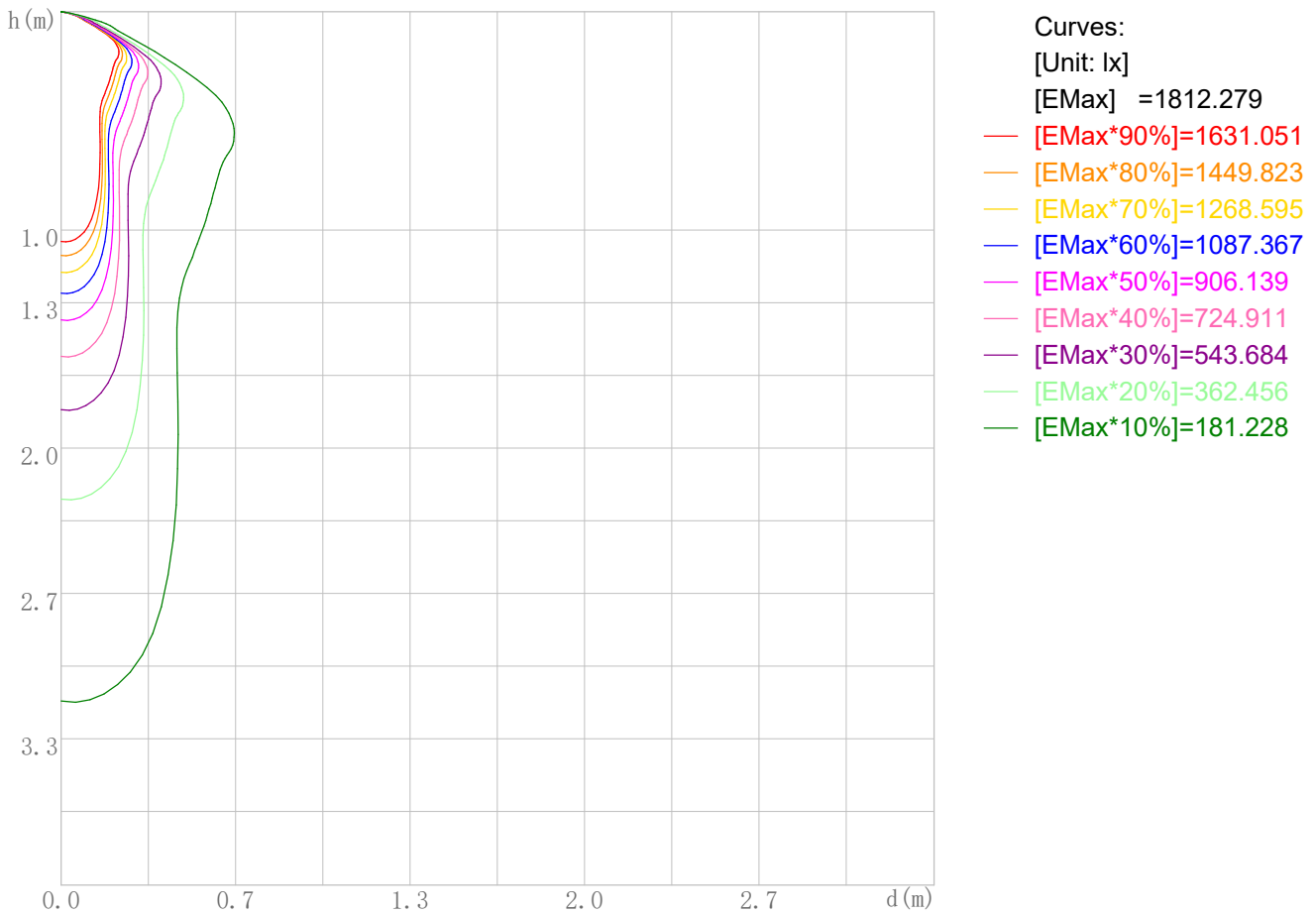


Curves: 3D Model — 90% — 80% — 70% — 60% — 50% — 40% — 30% — 20% — 10% —
View Angles(deg): 0 Height(m): 3.0 Distance(m): 10.0

Space ISO Illuminance Diagram

Lum. Name: LED Lamp	Lum. Catalog:	Test ID: t001
Lamp Name: led	Lamp Catalog: LED	Test Lab: volnic
Manufacture:	Test Machine:GON-2000	Test Date: 2024/01/12

Space ISO Illuminance Curve

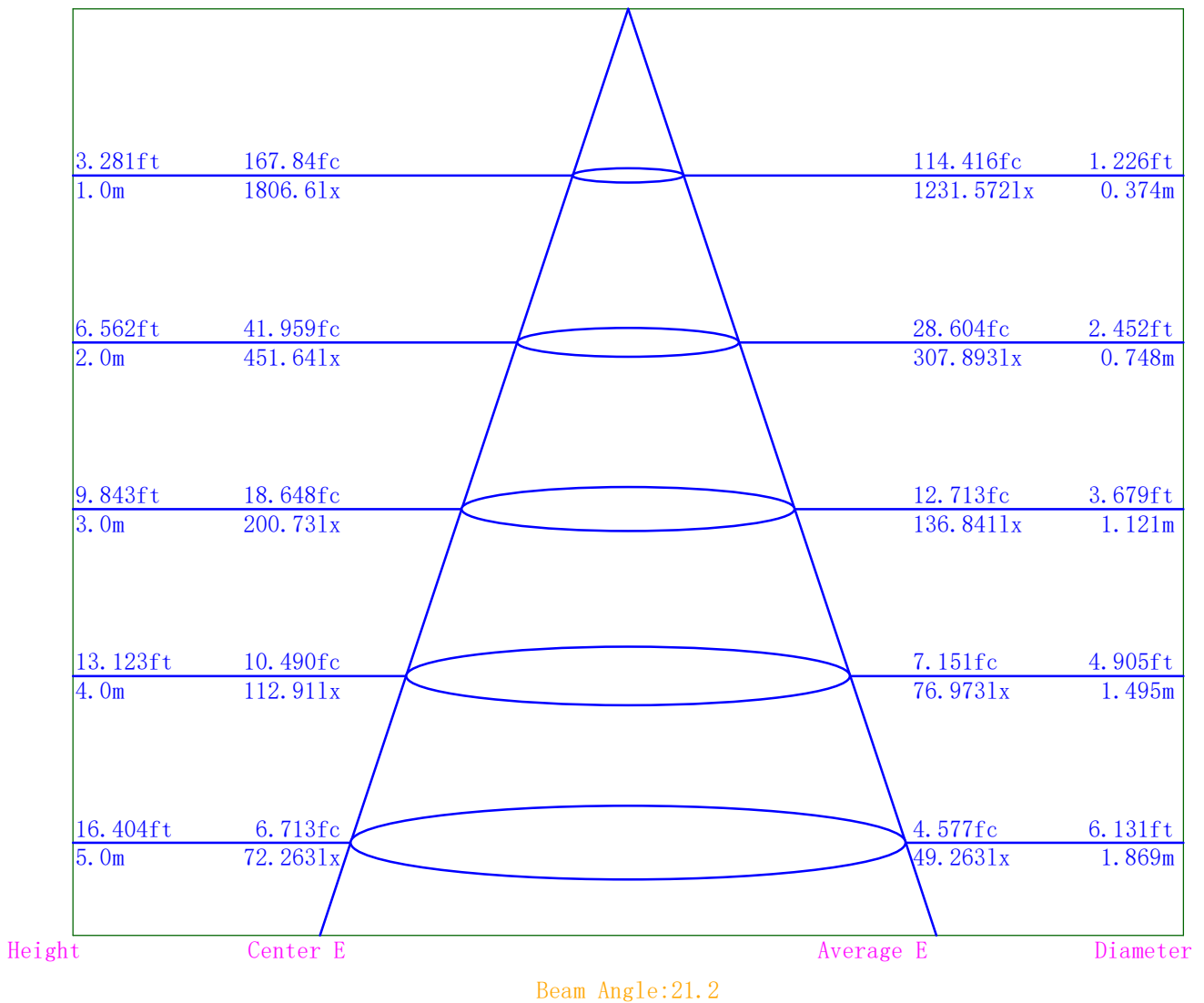


Space Plane Maximum Illuminance and @Angle:1812.28lx,1.0deg
Plane Maximum Lighting Intensity and @Angle:1813.107cd,0deg

Illuminance-Distance Diagram

Lum. Name: LED Lamp	Lum. Catalog:	Test ID: t001
Lamp Name: led	Lamp Catalog: LED	Test Lab: volnic
Manufacture:	Test Machine:GON-2000	Test Date: 2024/01/12

Illuminance-Distance Curve



Indoor Luminance Limiting Curves

Lum. Name: LED Lamp	Lum. Catalog:	Test ID: t001
Lamp Name: led	Lamp Catalog: LED	Test Lab: volnic
Manufacture:	Test Machine:GON-2000	Test Date: 2024/01/12

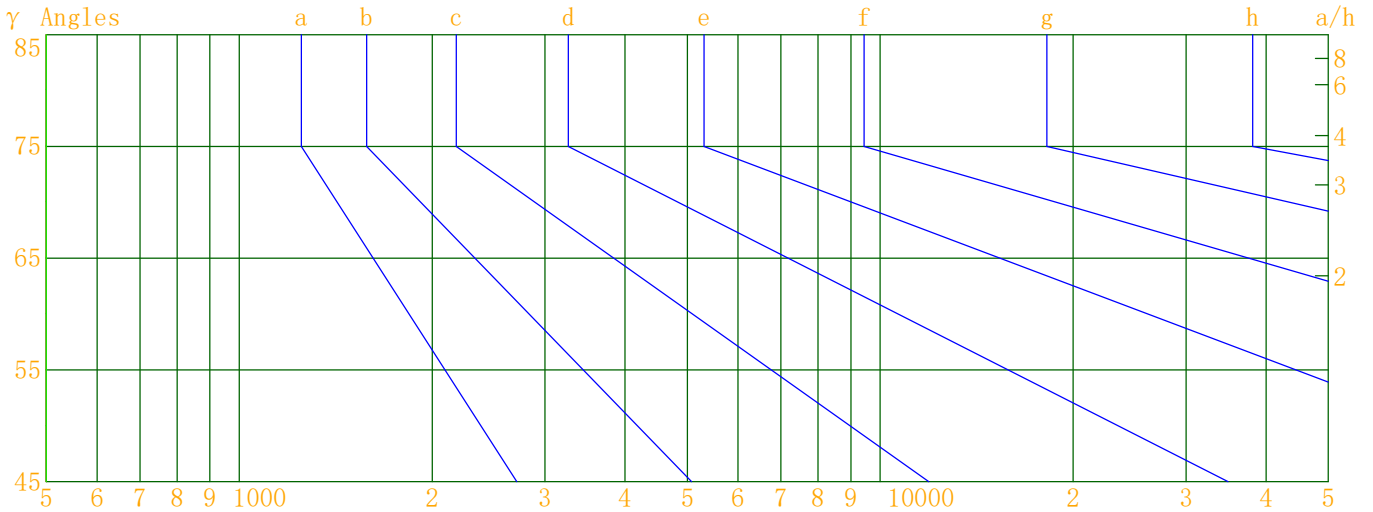
Glare Grade Table

GI	Quality	Using Illuminance							
		a	b	c	d	e	f	g	h
1.15	A	2000	1000	500	<=300				
1.5	B		2000	1000	500	<=300			
1.85	C			2000	1000	500	<=300		
2.2	D				2000	1000	500	<=300	
2.55	E	a				2000	1000	500	<=300
			b	c	d	e	f	g	h

Luminance Table

Gama (deg)	45	50	55	60	65	70	75	80	85
C0	0	0	0	0	0	0	0	0	0
C90	0	0	0	0	0	0	0	0	0

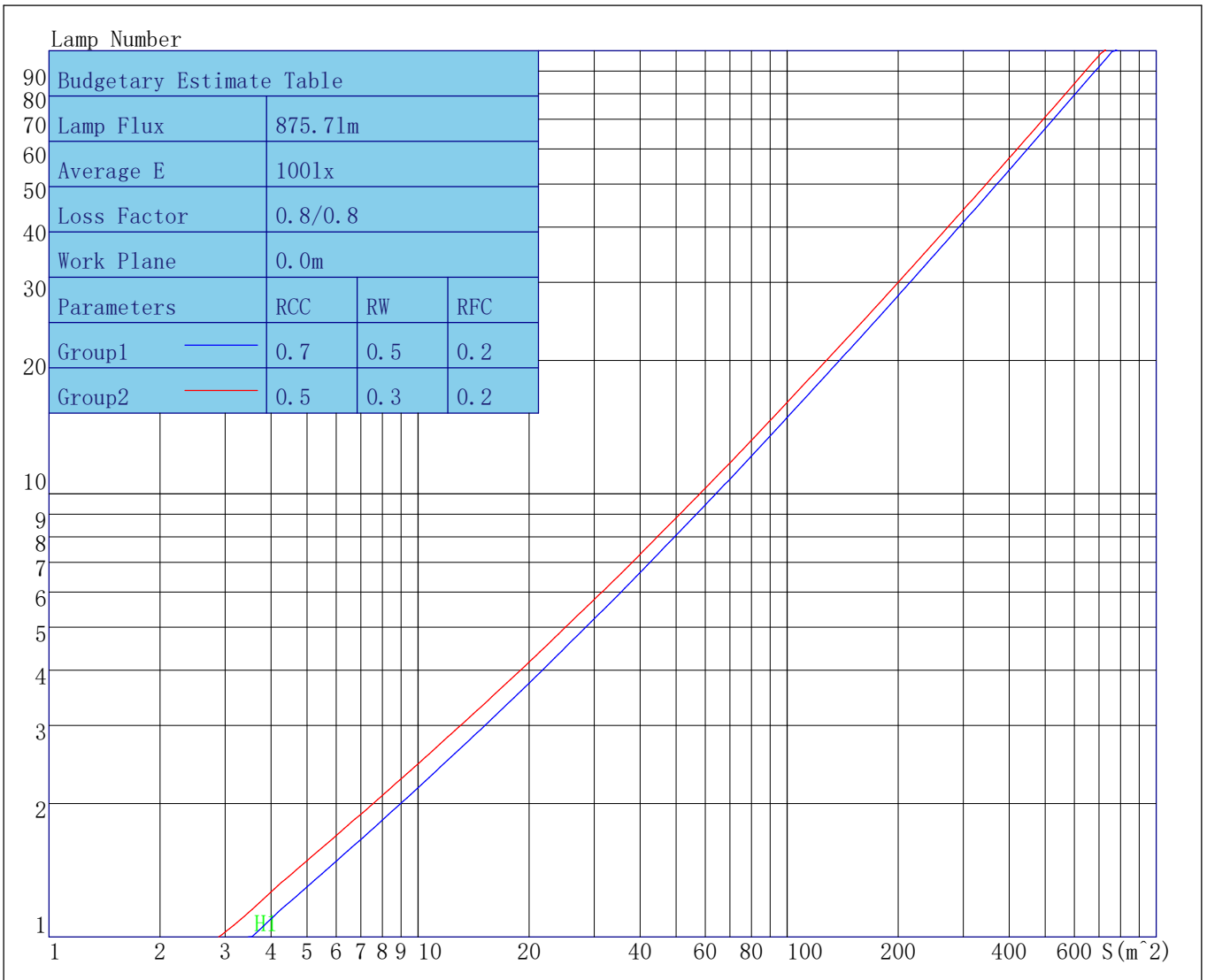
Luminance Limiting Curve



Luminous Size: Length(m)=0.000 Width(m)=0.000 Height(m)=0.000 Area(m^2)=0.000000
 Luminous Type: Without Luminous Side
 Luminous Curves: C0-C180 Color: — C90-C270 Color: —

Indoor Budgetary Estimate Table

Lum. Name: LED Lamp	Lum. Catalog:	Test ID: t001
Lamp Name: led	Lamp Catalog: LED	Test Lab: volnic
Manufacture:	Test Machine:GON-2000	Test Date: 2024/01/12



Parameters1: Rhocc = 0.7 Rhow = 0.5 Rhofc = 0.2 LLF = 0.8
Parameters2: Rhocc = 0.5 Rhow = 0.3 Rhofc = 0.2 LLF = 0.8
Average Illuminance(lx): 100 Cavity Height: H1(m) = 2

Indoor Coefficient of Utilization Table

Lum. Name: LED Lamp	Lum. Catalog:	Test ID: t001
Lamp Name: led	Lamp Catalog: LED	Test Lab: volnic
Manufacture:	Test Machine:GON-2000	Test Date: 2024/01/12

Coefficients of Utilization - Zonal Cavity Method																		
Coef.	Effective Floor Cavity Reflectance RFC=0.20																	
RhoCC (%)	80				70				50			30			10			0
RhoW (%)	70	50	30	10	70	50	30	10	50	30	10	50	30	10	50	30	10	0
RCR	Coefficient of Utilization (%)																	
0	145	145	145	145	141	141	141	141	135	135	135	129	129	129	124	124	124	122
1	136	132	128	125	133	129	126	123	124	122	119	120	117	115	115	114	112	110
2	127	120	113	108	124	117	112	107	113	109	104	109	106	102	106	103	100	98
3	118	109	101	95	116	107	100	94	103	97	92	100	95	91	97	93	89	87
4	111	99	91	84	108	98	90	84	95	88	83	92	86	82	90	85	81	78
5	103	91	82	76	101	90	81	75	87	80	74	85	79	74	83	77	73	71
6	97	84	75	69	95	83	74	68	81	73	68	79	72	67	77	71	67	65
7	92	78	69	63	90	77	69	63	75	68	62	74	67	62	72	66	62	60
8	86	73	64	58	85	72	64	58	71	63	58	69	62	58	68	62	57	55
9	82	68	60	54	81	68	60	54	66	59	54	65	59	54	64	58	54	52
10	78	64	56	51	77	64	56	51	63	56	51	62	55	50	61	55	50	49

Unified Glare Rating Table

Lum. Name: LED Lamp	Lum. Catalog:	Test ID: t001
Lamp Name: led	Lamp Catalog: LED	Test Lab: volnic
Manufacture:	Test Machine:GON-2000	Test Date: 2024/01/12

Unified Glare Rating Table

Ceiling RCC	0.70	0.70	0.50	0.50	0.30	0.70	0.70	0.50	0.50	0.30
Wall RW	0.50	0.30	0.50	0.30	0.30	0.50	0.30	0.50	0.30	0.30
Floor RFC	0.20	0.20	0.20	0.20	0.20	0.20	0.20	0.20	0.20	0.20
Room Size	Vewed crosswise					Vewed endwise				
X=2H Y=2H	-2.8	-1.2	-2.5	-0.9	-0.6	-2.8	-1.2	-2.5	-0.9	-0.6
Y=3H	-3.0	-1.5	-2.6	-1.2	-0.8	-3.0	-1.5	-2.6	-1.2	-0.8
Y=4H	-3.1	-1.6	-2.7	-1.3	-0.9	-3.1	-1.6	-2.7	-1.3	-0.9
Y=6H	-3.2	-1.8	-2.7	-1.5	-1.1	-3.2	-1.8	-2.7	-1.5	-1.1
Y=8H	-3.2	-1.9	-2.8	-1.5	-1.1	-3.2	-1.9	-2.8	-1.5	-1.1
Y=12H	-3.2	-2.0	-2.8	-1.6	-1.2	-3.2	-2.0	-2.8	-1.6	-1.2
X=4H Y=2H	-3.1	-1.6	-2.7	-1.3	-0.9	-3.1	-1.6	-2.7	-1.3	-0.9
Y=3H	-3.2	-2.0	-2.8	-1.6	-1.2	-3.2	-2.0	-2.8	-1.6	-1.2
Y=4H	-3.3	-2.2	-2.9	-1.8	-1.3	-3.3	-2.2	-2.9	-1.8	-1.3
Y=6H	-3.4	-2.4	-3.0	-1.9	-1.5	-3.4	-2.4	-3.0	-1.9	-1.5
Y=8H	-3.5	-2.5	-3.0	-2.0	-1.6	-3.5	-2.5	-3.0	-2.0	-1.6
Y=12H	-3.5	-2.6	-3.1	-2.1	-1.6	-3.5	-2.6	-3.1	-2.1	-1.6
X=8H Y=4H	-3.5	-2.5	-3.0	-2.0	-1.6	-3.5	-2.5	-3.0	-2.0	-1.6
Y=6H	-3.6	-2.7	-3.1	-2.2	-1.6	-3.6	-2.7	-3.1	-2.2	-1.6
Y=8H	-3.7	-2.8	-3.2	-2.3	-1.9	-3.7	-2.8	-3.2	-2.3	-1.9
Y=12H	-3.8	-2.9	-3.3	-2.4	-1.9	-3.8	-2.9	-3.3	-2.4	-1.9
X=12H Y=4H	-3.5	-2.6	-3.1	-2.1	-1.6	-3.5	-2.6	-3.1	-2.1	-1.6
Y=6H	-3.7	-2.8	-3.2	-2.4	-1.8	-3.7	-2.8	-3.2	-2.4	-1.8
Y=8H	-3.8	-2.9	-3.3	-2.4	-1.9	-3.8	-2.9	-3.3	-2.4	-1.9
Variations with the objerver position at spacings										
S=1.0H	0.0/0.0					0.0/0.0				
S=1.5H	0.0/0.0					0.0/0.0				
S=2.0H	0.0/0.0					0.0/0.0				
Reduced UGR Table:										
Nordic Standard Table:	BKO					BKO				
Correction Value	0.0					0.0				

o the CIE Pub. 117, data has been corrected, refers to the lamp's lumens 8.2flm.

IES Indoor Report

Photometric Filename:1143.IES

Candela Tabulation

V/H	C0.0	C90.0	C180.0	C270.0
γ 0.0	1806.58	1806.58	1806.58	1806.58
γ 1.0	1813.11	1752.29	1788.46	1835.63
γ 2.0	1802.48	1682.33	1747.16	1845.51
γ 3.0	1777.59	1590.95	1687.44	1833.14
γ 4.0	1734.18	1484.45	1602.08	1798.72
γ 5.0	1676.61	1365.34	1491.91	1747.40
γ 6.0	1599.72	1233.70	1362.56	1680.88
γ 7.0	1503.42	1098.38	1225.64	1601.27
γ 8.0	1385.49	963.57	1086.45	1508.07
γ 9.0	1252.31	838.51	949.77	1402.69
γ 10.0	1114.14	723.05	826.06	1286.34
γ 11.0	977.66	620.34	717.38	1159.00
γ 12.0	848.91	534.96	626.25	1031.31
γ 13.0	733.77	465.75	549.54	902.69
γ 14.0	633.44	411.12	487.87	780.47
γ 15.0	550.28	369.53	436.68	669.67
γ 16.0	485.40	338.15	397.66	573.76
γ 17.0	433.86	313.84	369.36	494.90
γ 18.0	396.22	295.99	347.37	432.63
γ 19.0	369.40	281.67	331.93	386.50
γ 20.0	348.44	270.04	317.51	351.44
γ 21.0	332.94	259.67	306.64	325.40
γ 22.0	320.12	250.30	297.25	308.14
γ 23.0	309.74	242.87	287.83	294.27
γ 24.0	300.83	235.35	280.57	283.45
γ 25.0	291.07	230.11	273.10	274.40
γ 26.0	282.90	224.49	265.91	265.37
γ 27.0	275.21	219.20	259.31	257.53
γ 28.0	268.15	214.50	252.14	250.96
γ 29.0	261.58	209.51	245.59	245.47
γ 30.0	255.60	205.53	239.84	240.18
γ 31.0	248.98	201.57	234.38	234.57
γ 32.0	242.69	197.08	229.18	228.95
γ 33.0	237.82	192.62	224.97	222.71
γ 34.0	232.67	188.98	221.38	216.83
γ 35.0	227.63	185.59	217.50	211.60
γ 36.0	223.64	183.17	214.61	207.12
γ 37.0	219.47	181.60	212.39	202.21
γ 38.0	216.54	181.21	209.86	198.31
γ 39.0	213.58	181.57	209.00	194.64
γ 40.0	211.13	182.73	209.06	191.16
γ 41.0	209.70	183.09	210.54	189.66
γ 42.0	208.82	183.96	213.43	189.09
γ 43.0	208.89	184.30	216.66	188.18
γ 44.0	209.81	183.62	219.42	187.19
γ 45.0	211.54	181.23	220.23	185.95
γ 46.0	212.80	179.16	220.00	185.10

IES Indoor Report
Photometric Filename:1143.IES

Candela Tabulation - (Cont.)

V/H	C0.0	C90.0	C180.0	C270.0
γ 47.0	213.39	177.37	218.90	185.17
γ 48.0	212.70	175.54	215.63	183.71
γ 49.0	211.49	173.63	211.15	181.99
γ 50.0	210.08	171.43	204.86	181.52
γ 51.0	207.98	168.56	197.10	181.18
γ 52.0	204.14	164.79	188.55	181.03
γ 53.0	199.21	159.70	180.02	180.32
γ 54.0	193.29	151.94	170.66	178.44
γ 55.0	186.29	139.64	157.80	175.39
γ 56.0	177.52	122.00	139.77	171.59
γ 57.0	165.18	103.09	122.96	166.32
γ 58.0	147.49	83.49	105.15	158.56
γ 59.0	128.93	65.59	85.19	145.76
γ 60.0	111.33	51.97	67.50	128.57
γ 61.0	93.19	40.89	52.31	109.63
γ 62.0	77.27	31.77	39.71	90.53
γ 63.0	64.25	25.87	30.51	72.15
γ 64.0	52.76	22.08	25.09	57.76
γ 65.0	43.48	19.15	20.98	45.97
γ 66.0	36.94	18.26	18.66	36.05
γ 67.0	31.15	17.76	17.64	30.05
γ 68.0	26.47	17.02	17.02	26.73
γ 69.0	24.55	15.10	15.67	23.92
γ 70.0	23.42	12.43	13.48	22.96
γ 71.0	21.81	9.03	10.60	22.30
γ 72.0	19.18	5.69	7.21	21.61
γ 73.0	15.97	3.27	4.17	19.71
γ 74.0	12.11	1.26	1.86	17.02
γ 75.0	8.57	0.00	0.00	13.63
γ 76.0	5.99	0.00	0.00	10.15
γ 77.0	3.84	0.00	0.00	7.41
γ 78.0	1.23	0.00	0.00	5.10
γ 79.0	0.57	0.00	0.00	2.70
γ 80.0	0.28	0.00	0.00	1.50
γ 81.0	0.15	0.00	0.00	1.06
γ 82.0	0.05	0.00	0.00	0.32
γ 83.0	0.00	0.00	0.00	0.09
γ 84.0	0.00	0.00	0.00	0.00
γ 85.0	0.00	0.00	0.00	0.00
γ 86.0	0.00	0.00	0.00	0.00
γ 87.0	0.00	0.00	0.00	0.00
γ 88.0	0.00	0.00	0.00	0.00
γ 89.0	0.00	0.00	0.00	0.00
γ 90.0	0.00	0.00	0.00	0.00
γ 91.0	0.00	0.00	0.00	0.00
γ 92.0	0.00	0.00	0.00	0.00
γ 93.0	0.00	0.00	0.00	0.00

IES Indoor Report

Photometric Filename:1143.IES

Candela Tabulation - (Cont.)

V/H	C0.0	C90.0	C180.0	C270.0
γ 94.0	0.00	0.00	0.00	0.00
γ 95.0	0.00	0.00	0.00	0.00
γ 96.0	0.00	0.00	0.00	0.00
γ 97.0	0.00	0.00	0.00	0.00
γ 98.0	0.00	0.00	0.00	0.00
γ 99.0	0.00	0.00	0.00	0.00
γ 100.0	0.00	0.00	0.00	0.00
γ 101.0	0.00	0.00	0.00	0.00
γ 102.0	0.00	0.00	0.00	0.00
γ 103.0	0.00	0.00	0.00	0.00
γ 104.0	0.00	0.00	0.00	0.00
γ 105.0	0.00	0.00	0.00	0.00
γ 106.0	0.00	0.00	0.00	0.00
γ 107.0	0.00	0.00	0.00	0.00
γ 108.0	0.00	0.00	0.00	0.00
γ 109.0	0.00	0.00	0.00	0.00
γ 110.0	0.00	0.00	0.00	0.00
γ 111.0	0.00	0.00	0.00	0.00
γ 112.0	0.00	0.00	0.00	0.00
γ 113.0	0.00	0.00	0.00	0.00
γ 114.0	0.00	0.00	0.00	0.00
γ 115.0	0.00	0.00	0.00	0.00
γ 116.0	0.00	0.00	0.00	0.00
γ 117.0	0.00	0.00	0.00	0.00
γ 118.0	0.00	0.00	0.00	0.00
γ 119.0	0.00	0.00	0.00	0.00
γ 120.0	0.00	0.00	0.00	0.00
γ 121.0	0.00	0.00	0.00	0.00
γ 122.0	0.00	0.00	0.00	0.00
γ 123.0	0.00	0.00	0.00	0.00
γ 124.0	0.00	0.00	0.00	0.00
γ 125.0	0.00	0.00	0.00	0.00
γ 126.0	0.00	0.00	0.00	0.00
γ 127.0	0.00	0.00	0.00	0.00
γ 128.0	0.00	0.00	0.00	0.00
γ 129.0	0.00	0.00	0.00	0.00
γ 130.0	0.00	0.00	0.00	0.00
γ 131.0	0.00	0.00	0.00	0.00
γ 132.0	0.00	0.00	0.00	0.00
γ 133.0	0.00	0.00	0.00	0.00
γ 134.0	0.00	0.00	0.00	0.00
γ 135.0	0.00	0.00	0.00	0.00
γ 136.0	0.00	0.00	0.00	0.00
γ 137.0	0.00	0.00	0.00	0.00
γ 138.0	0.00	0.00	0.00	0.00
γ 139.0	0.00	0.00	0.00	0.00
γ 140.0	0.00	0.00	0.00	0.00

IES Indoor Report

Photometric Filename:1143.IES

Candela Tabulation - (Cont.)

V/H	C0.0	C90.0	C180.0	C270.0
γ 141.0	0.00	0.00	0.00	0.00
γ 142.0	0.00	0.00	0.00	0.00
γ 143.0	0.00	0.00	0.00	0.00
γ 144.0	0.04	0.00	0.00	0.00
γ 145.0	0.11	0.00	0.00	0.00
γ 146.0	0.13	0.00	0.00	0.01
γ 147.0	0.22	0.00	0.00	0.08
γ 148.0	0.31	0.04	0.00	0.16
γ 149.0	0.32	0.11	0.04	0.24
γ 150.0	0.46	0.17	0.14	0.29
γ 151.0	0.56	0.26	0.17	0.41
γ 152.0	0.59	0.30	0.23	0.45
γ 153.0	0.65	0.36	0.28	0.53
γ 154.0	0.72	0.39	0.37	0.59
γ 155.0	0.77	0.44	0.38	0.65
γ 156.0	0.80	0.48	0.42	0.70
γ 157.0	0.84	0.51	0.46	0.76
γ 158.0	0.93	0.51	0.54	0.81
γ 159.0	0.94	0.55	0.50	0.84
γ 160.0	0.95	0.57	0.52	0.87
γ 161.0	1.01	0.56	0.54	0.89
γ 162.0	1.02	0.59	0.55	0.94
γ 163.0	1.02	0.59	0.56	0.92
γ 164.0	1.01	0.59	0.58	0.94
γ 165.0	1.06	0.57	0.57	0.94
γ 166.0	1.06	0.63	0.58	0.97
γ 167.0	1.02	0.60	0.61	0.95
γ 168.0	1.04	0.62	0.59	0.99
γ 169.0	1.01	0.65	0.60	0.97
γ 170.0	1.00	0.60	0.58	0.97
γ 171.0	1.02	0.58	0.57	0.98
γ 172.0	1.00	0.57	0.54	0.95
γ 173.0	0.99	0.62	0.50	0.94
γ 174.0	0.95	0.54	0.51	0.90
γ 175.0	0.93	0.58	0.51	0.91
γ 176.0	0.91	0.56	0.47	0.89
γ 177.0	0.91	0.58	0.51	0.90
γ 178.0	0.91	0.58	0.48	0.88
γ 179.0	0.86	0.56	0.51	0.86
γ 180.0	0.70	0.70	0.70	0.70