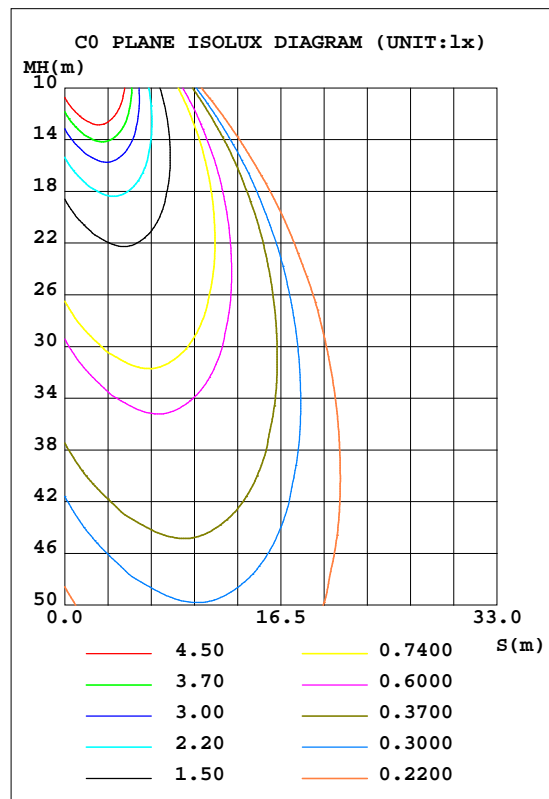
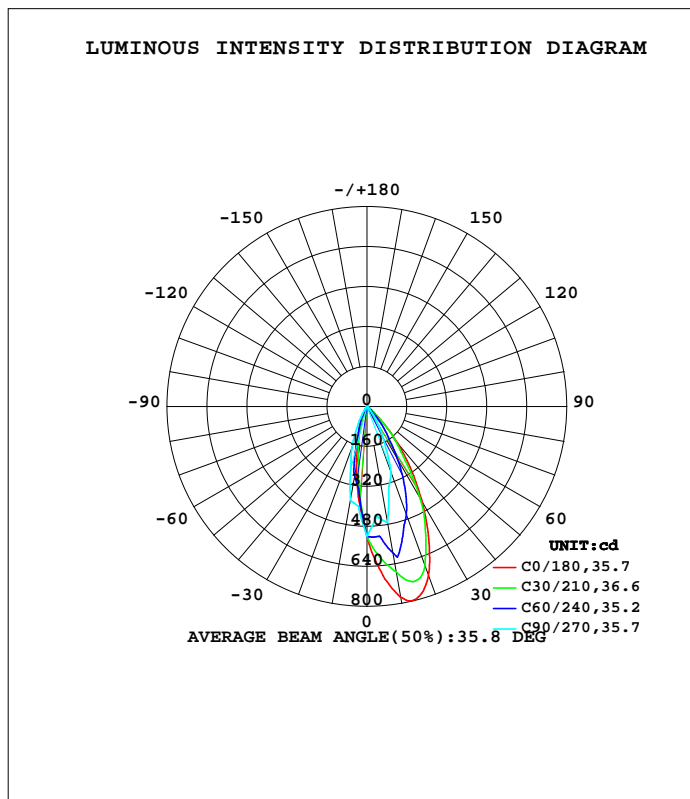


LUMINAIRE PHOTOMETRIC TEST REPORT

Test:U:220.15V I:0.0660A P:6.7070W PF:0.4617 Freq:50.00Hz Lamp Flux:335.831x1 lm		
NAME: 6496	TYPE:	WEIGHT:0.13KG
SPEC.:6W	DIM.: 9.6*4.6*5.2CM	SERIAL No.:01
MFR.: NORDECOR	SUR.:	Shielding Angle:38°

DATA OF LAMP		PHOTOMETRIC DATA Eff: 50.07 lm/W			
MODEL		I _{max} (cd)	797.7	S/MH(C0/180)	0.32
NOMINAL POWER(W)		LOR(%)	100.0	S/MH(C90/270)	0.49
RATED VOLTAGE(V)		TOTAL FLUX(lm)	335.83	h UP, DN(C0-180)	0.0,58.1
NOMINAL FLUX(lm)	335.831	CIE CLASS	DIRECT	h UP, DN(C180-360)	0.0,41.9
LAMPS INSIDE	1	h up(%)	0.0	CIBSE SHR NOM	0.50
TEST VOLTAGE(V)	0	h down(%)	100.0	CIBSE SHR MAX	0.60



H(h) Range:-90 - 90DEG
 H(h) Interval: 1.0DEG
 Test Speed: HIGH
 Temperature:25.3DEG
 Operators:AED
 Test Date:2024-03-25

V(B) Range:-80 - 80DEG
 V(B) Interval: 5.0DEG
 Test System:EVERFINE GO-2000A_V1 SYSTEM V2.00.411
 Humidity:65.0%
 Test Distance:5.780m [K=1.0000]
 Remarks:

ZONAL FLUX DIAGRAM

ZONAL FLUX DIAGRAM:

g	C0	C45	C90	C135	C180	C225	C270	C315	g	F zone	F total	%lum,lamp
10	773.4	636.9	472.3	276.6	249.3	239.0	380.9	543.4	0- 10	43.34	43.34	12.9,12.9
20	719.5	575.4	283.1	95.75	70.28	72.04	178.5	430.1	10- 20	103.7	147.0	43.8,43.8
30	443.0	336.2	106.7	27.41	15.07	17.14	49.23	216.1	20- 30	101.8	248.9	74.1,74.1
40	189.8	113.2	24.89	2.185	2.133	1.342	6.490	45.80	30- 40	60.56	309.4	92.1,92.1
50	28.88	16.88	1.940	1.298	1.779	1.163	1.266	2.273	40- 50	20.06	329.5	98.1,98.1
60	1.695	1.644	1.660	1.172	1.472	1.118	1.312	1.167	50- 60	3.176	332.6	99.1,99.1
70	1.483	1.510	1.409	1.115	1.272	1.138	1.255	1.242	60- 70	1.291	333.9	99.4,99.4
80	1.386	1.268	1.129	1.039	1.129	1.150	1.181	1.210	70- 80	1.261	335.2	99.8,99.8
90	1.266	0	0	0	1.050	0	0	0	80- 90	0.6324	335.8	100,100
100									90-100			
110									100-110			
120									110-120			
130									120-130			
140									130-140			
150									140-150			
160									150-160			
170									160-170			
180									170-180			
DEG	LUMINOUS INTENSITY:cd									UNIT:lm		

Conical surface Flux(90deg): 323.27 lm

%lum = 96.3%
 %lamp = 96.3%

Conical surface Flux(120deg): 332.65 lm

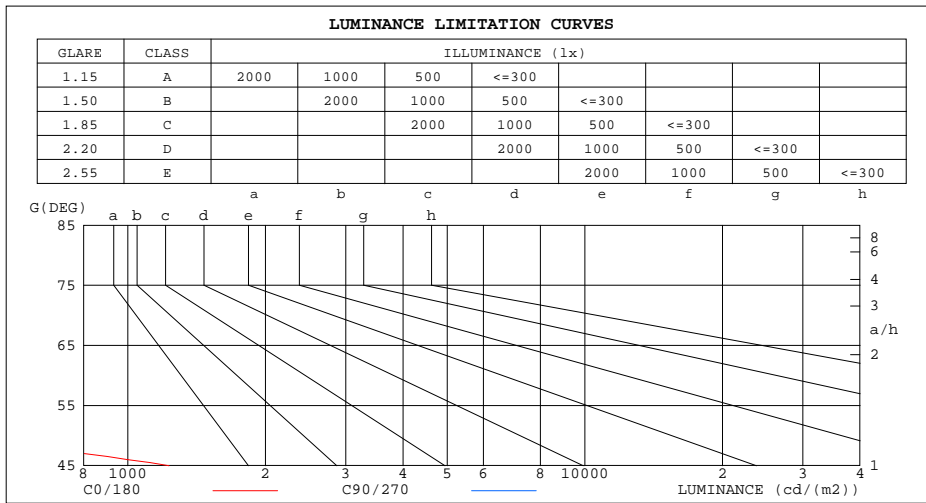
%lum = 99.1%
 %lamp = 99.1%

H(B) Range:-90 - 90DEG
 H(B) Interval: 1.0DEG
 Test Speed: HIGH
 Temperature:25.3DEG
 Operators:AED
 Test Date:2024-03-25

V(B) Range:-80 - 80DEG
 V(B) Interval: 5.0DEG
 Test System:EVERFINE GO-2000A_V1 SYSTEM V2.00.411
 Humidity:65.0%
 Test Distance:5.780m [K=1.0000]
 Remarks:

LUMINANCE LIMITATION CURVES

Test:U:220.15V I:0.0660A P:6.7070W PF:0.4617 Freq:50.00Hz Lamp Flux:335.831x1 lm		
NAME: 6496	TYPE:	WEIGHT:0.13KG
SPEC.:6W	DIM.: 9.6*4.6*5.2CM	SERIAL No.:01
MFR.: NORDECOR	SUR.:	Shielding Angle:38°



LUMINANCE cd/(m2)		
G(DEG)	C0/180	C90/270
85	153	0
80	80	65
75	55	48
70	43	41
65	36	36
60	34	33
55	146	31
50	449	30
45	1232	173

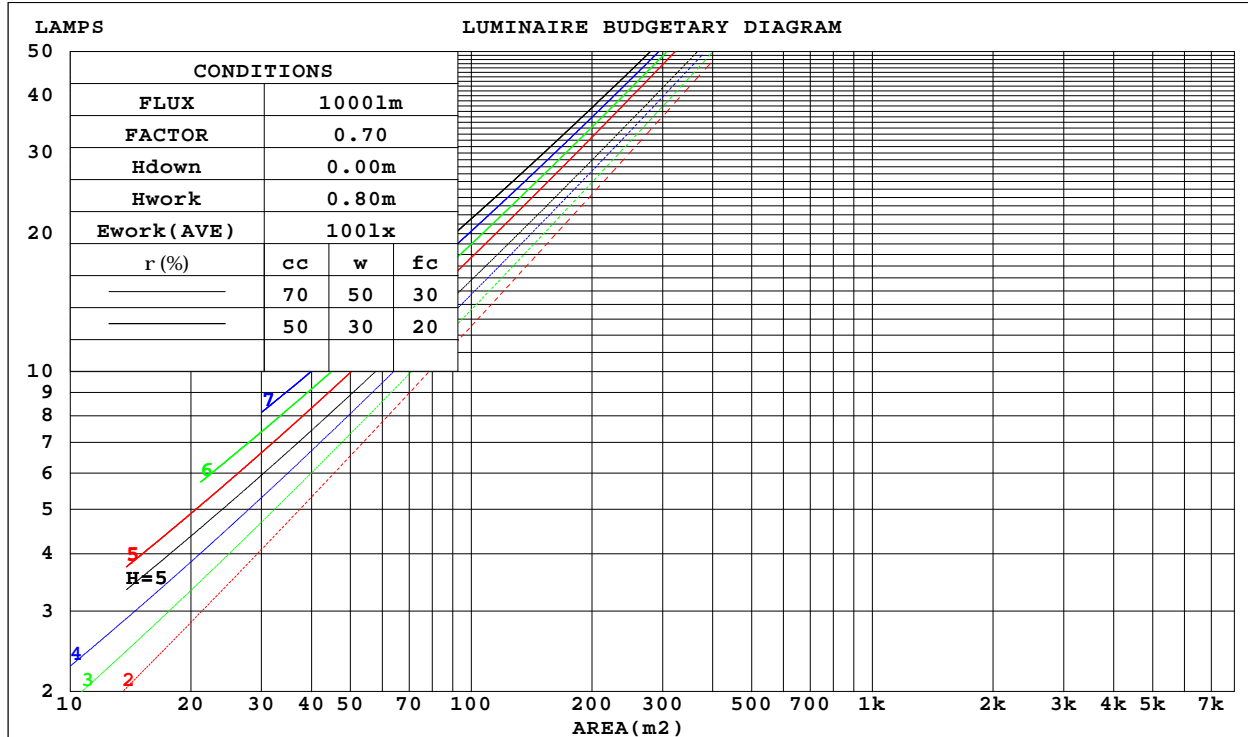
H(b) Range:-90 - 90DEG
H(b) Interval: 1.0DEG
Test Speed: HIGH
Temperature:25.3DEG
Operators:AED
Test Date:2024-03-25

V(B) Range:-80 - 80DEG
V(B) Interval: 5.0DEG
Test System:EVERFINE GO-2000A_V1 SYSTEM V2.00.411
Humidity:65.0%
Test Distance:5.780m [K=1.0000]
Remarks:

CU AND LUMINAIRE BUDGETARY ESTIMATE DIAGRAM

Test:U:220.15V I:0.0660A P:6.7070W PF:0.4617 Freq:50.00Hz Lamp Flux:335.831x1 lm		
NAME: 6496	TYPE:	WEIGHT:0.13KG
SPEC.:6W	DIM.: 9.6*4.6*5.2CM	SERIAL No.:01
MFR.: NORDECOR	SUR.:	Shielding Angle:38°

r _{cc}	80%			70%			50%			30%			10%			0
r _w	50%	30%	10%	50%	30%	10%	50%	30%	10%	50%	30%	10%	50%	30%	10%	0
r _{fc}	20%			20%			20%			20%			20%			0
RCR	RCR:Room Cavity Ratio						Coefficients of Utilization(CU)									
0.0	1.19	1.19	1.19	1.16	1.16	1.16	1.11	1.11	1.11	1.06	1.06	1.06	1.02	1.02	1.02	1.00
1.0	1.11	1.08	1.06	1.09	1.06	1.04	1.05	1.03	1.01	1.01	.99	.98	.97	.96	.95	.94
2.0	1.03	.99	.96	1.02	.98	.95	.98	.95	.93	.95	.93	.91	.93	.91	.89	.87
3.0	.97	.92	.88	.95	.91	.87	.93	.89	.86	.90	.87	.84	.88	.85	.83	.82
4.0	.91	.85	.81	.89	.84	.81	.87	.83	.80	.85	.82	.79	.83	.80	.78	.76
5.0	.85	.79	.75	.84	.79	.75	.82	.78	.74	.81	.77	.74	.79	.76	.73	.72
6.0	.80	.74	.70	.79	.74	.70	.78	.73	.70	.77	.72	.69	.75	.71	.69	.67
7.0	.76	.70	.66	.75	.69	.66	.74	.69	.65	.73	.68	.65	.71	.68	.65	.63
8.0	.72	.66	.62	.71	.66	.62	.70	.65	.61	.69	.64	.61	.68	.64	.61	.60
9.0	.68	.62	.58	.67	.62	.58	.66	.61	.58	.66	.61	.58	.65	.61	.58	.56
10.0	.64	.59	.55	.64	.59	.55	.63	.58	.55	.62	.58	.55	.62	.58	.55	.53



H_(b) Range:-90 - 90DEG
H_(b) Interval: 1.0DEG
Test Speed: HIGH
Temperature:25.3DEG
Operators:AED
Test Date:2024-03-25

V(B) Range:-80 - 80DEG
V(B) Interval: 5.0DEG
Test System:EVERFINE GO-2000A_V1 SYSTEM V2.00.411
Humidity:65.0%
Test Distance:5.780m [K=1.0000]
Remarks:

WEC AND CCEC

Test:U:220.15V I:0.0660A P:6.7070W PF:0.4617 Freq:50.00Hz Lamp Flux:335.831x1 lm		
NAME: 6496	TYPE:	WEIGHT:0.13KG
SPEC.:6W	DIM.: 9.6*4.6*5.2CM	SERIAL No.:01
MFR.: NORDECOR	SUR.:	Shielding Angle:38°

rcc	80%			70%			50%			30%			10%			0
rw	50%	30%	10%	50%	30%	10%	50%	30%	10%	50%	30%	10%	50%	30%	10%	0
rfc	20%			20%			20%			20%			20%			0
RCR	RCR:Room Cavity Ratio						Wall Exitance Coefficients(WEC)									
0.0																
1.0	.177	.100	.032	.170	.097	.031	.157	.090	.029	.146	.084	.027	.135	.078	.025	
2.0	.168	.092	.028	.162	.089	.028	.152	.084	.026	.142	.080	.025	.133	.075	.024	
3.0	.159	.085	.025	.155	.083	.025	.146	.079	.024	.137	.075	.023	.129	.072	.022	
4.0	.151	.079	.023	.147	.077	.023	.139	.074	.022	.132	.071	.021	.126	.068	.021	
5.0	.144	.073	.021	.140	.072	.021	.134	.070	.020	.127	.067	.020	.122	.065	.020	
6.0	.137	.069	.020	.134	.068	.020	.128	.066	.019	.123	.064	.019	.118	.062	.018	
7.0	.131	.065	.018	.128	.064	.018	.123	.062	.018	.118	.061	.018	.114	.059	.017	
8.0	.125	.061	.017	.123	.061	.017	.118	.059	.017	.114	.058	.017	.110	.056	.016	
9.0	.120	.058	.016	.118	.058	.016	.114	.056	.016	.110	.055	.016	.106	.054	.016	
10.0	.115	.055	.015	.113	.055	.015	.110	.054	.015	.106	.053	.015	.103	.052	.015	

rcc	80%			70%			50%			30%			10%			0
rw	50%	30%	10%	50%	30%	10%	50%	30%	10%	50%	30%	10%	50%	30%	10%	0
rfc	20%			20%			20%			20%			20%			0
RCR	RCR:Room Cavity Ratio						Ceiling Cavity Exitance Coefficients(CCEC)									
0.0	.190	.190	.190	.163	.163	.163	.111	.111	.111	.064	.064	.064	.020	.020	.020	
1.0	.171	.157	.145	.146	.135	.125	.100	.093	.086	.058	.054	.050	.018	.017	.016	
2.0	.156	.133	.113	.133	.114	.098	.091	.079	.068	.053	.046	.040	.017	.015	.013	
3.0	.143	.114	.090	.123	.098	.078	.084	.068	.055	.049	.040	.032	.016	.013	.011	
4.0	.133	.099	.073	.114	.085	.063	.078	.059	.045	.045	.035	.026	.015	.011	.009	
5.0	.124	.087	.060	.106	.075	.052	.073	.053	.037	.042	.031	.022	.014	.010	.007	
6.0	.116	.078	.050	.100	.067	.044	.069	.047	.031	.040	.028	.018	.013	.009	.006	
7.0	.110	.070	.042	.095	.061	.037	.065	.043	.026	.038	.025	.016	.012	.008	.005	
8.0	.104	.064	.036	.090	.055	.032	.062	.039	.023	.036	.023	.013	.012	.008	.004	
9.0	.099	.059	.032	.085	.051	.028	.059	.036	.020	.034	.021	.012	.011	.007	.004	
10.0	.094	.054	.028	.081	.047	.024	.056	.033	.017	.033	.020	.010	.011	.006	.003	

H(β) Range:-90 - 90DEG
H(β) Interval: 1.0DEG
Test Speed: HIGH
Temperature:25.3DEG
Operators:AED
Test Date:2024-03-25

V(B) Range:-80 - 80DEG
V(B) Interval: 5.0DEG
Test System:EVERFINE GO-2000A_V1 SYSTEM V2.00.411
Humidity:65.0%
Test Distance:5.780m [K=1.0000]
Remarks:

UGR(Unified Glare Rating) Table

Test:U:220.15V I:0.0660A P:6.7070W PF:0.4617 Freq:50.00Hz Lamp Flux:335.831x1 lm										
NAME: 6496					TYPE:			WEIGHT:0.13KG		
SPEC.:6W					DIM.: 9.6*4.6*5.2CM			SERIAL No.:01		
MFR.: NORDECOR					SUR.:			Shielding Angle:38°		
ceiling/cavity	0.7	0.7	0.5	0.5	0.3	0.7	0.7	0.5	0.5	0.3
walls	0.5	0.3	0.5	0.3	0.3	0.5	0.3	0.5	0.3	0.3
working plane	0.2	0.2	0.2	0.2	0.2	0.2	0.2	0.2	0.2	0.2
Room dimensions	Viewed crosswise					Viewed endwise				
x = 2H y = 2H	16.1	17.1	16.4	17.2	17.4	9.3	10.2	9.5	10.4	10.6
3H	16.0	16.8	16.2	17.0	17.2	9.2	10.0	9.4	10.2	10.4
4H	15.9	16.7	16.2	16.9	17.1	9.1	9.9	9.4	10.1	10.4
6H	15.8	16.5	16.1	16.8	17.0	9.1	9.8	9.4	10.1	10.3
8H	15.8	16.5	16.1	16.7	17.0	9.1	9.8	9.4	10.0	10.3
12H	15.7	16.4	16.0	16.7	17.0	9.0	9.7	9.3	10.0	10.3
4H 2H	15.9	16.7	16.1	16.9	17.1	9.1	9.9	9.4	10.1	10.3
3H	15.7	16.4	16.0	16.7	16.9	9.0	9.7	9.3	9.9	10.2
4H	15.6	16.2	16.0	16.5	16.8	8.9	9.6	9.3	9.9	10.2
6H	15.5	16.1	15.9	16.4	16.8	8.9	9.5	9.3	9.8	10.2
8H	15.5	16.0	15.9	16.4	16.7	8.9	9.4	9.3	9.8	10.1
12H	15.5	15.9	15.9	16.3	16.7	8.9	9.3	9.3	9.7	10.1
8H 4H	15.5	16.0	15.9	16.3	16.7	8.8	9.3	9.2	9.7	10.1
6H	15.4	15.8	15.8	16.2	16.6	8.9	9.3	9.3	9.7	10.1
8H	15.4	15.7	15.8	16.1	16.6	8.9	9.3	9.3	9.7	10.1
12H	15.3	15.7	15.8	16.1	16.6	8.8	9.2	9.3	9.6	10.1
12H 4H	15.4	15.9	15.8	16.3	16.6	8.8	9.3	9.2	9.6	10.0
6H	15.3	15.7	15.8	16.1	16.6	8.9	9.2	9.3	9.6	10.1
8H	15.3	15.6	15.8	16.1	16.5	8.9	9.2	9.3	9.6	10.1
Variations with the observer position at spacings:										
S = 1.0H	+ 2.9 / -12.9					+ 3.3 / - 6.8				
1.5H	+ 4.6 / -11.9					+ 3.7 / - 7.2				
2.0H	+ 7.3 / - 9.6					+ 3.8 / - 2.3				

CIE Pub.117, 335.8 lm Total Lamp Luminous Flux Correct (8log(F/F0) = -3.8)
Area: 0.1 m2

H_(b) Range:-90 - 90DEG
H_(b) Interval: 1.0DEG
Test Speed: HIGH
Temperature:25.3DEG
Operators:AED
Test Date:2024-03-25

V(B) Range:-80 - 80DEG
V(B) Interval: 5.0DEG
Test System:EVERFINE GO-2000A_V1 SYSTEM V2.00.411
Humidity:65.0%
Test Distance:5.780m [K=1.0000]
Remarks:

UTILIZATION FACTORS TABLE

Test:U:220.15V I:0.0660A P:6.7070W PF:0.4617 Freq:50.00Hz Lamp Flux:335.831x1 lm		
NAME: 6496	TYPE:	WEIGHT:0.13KG
SPEC.:6W	DIM.: 9.6*4.6*5.2CM	SERIAL No.:01
MFR.: NORDECOR	SUR.:	Shielding Angle:38°

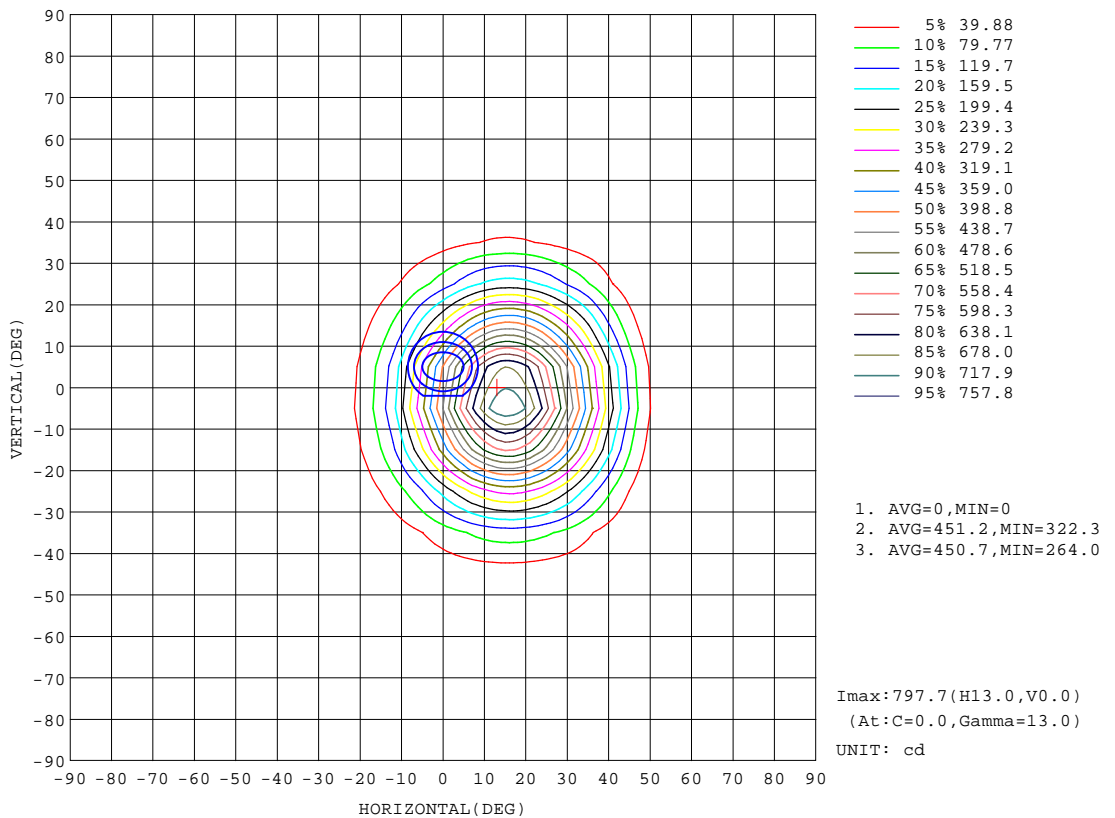
REFLECTANCE										
Ceiling	0.8	0.8	0.8	0.7	0.7	0.7	0.5	0.5	0.5	0
Walls	0.7	0.5	0.3	0.7	0.5	0.3	0.7	0.5	0.3	0
Working plane	0.2	0.2	0.2	0.2	0.2	0.2	0.2	0.2	0.2	0
ROOM INDEX	UTILIZATION FACTORS(PERCENT) k(RI) x RCR = 5									
k = 0.60	87	80	76	86	80	76	85	80	76	72
0.80	94	88	84	94	88	84	92	87	84	80
1.00	99	93	89	98	93	89	96	93	89	85
1.25	103	98	94	102	97	94	100	96	93	89
1.50	106	101	97	104	100	97	102	99	96	91
2.00	108	104	101	107	103	100	104	101	99	93
2.50	110	106	103	108	105	102	105	103	100	94
3.00	112	108	105	110	107	104	106	104	102	96
4.00	114	111	109	112	109	107	108	106	104	97
5.00	115	113	111	113	111	109	109	107	106	98
ROOM INDEX	UF(total)									Direct
According to DIN EN 13032-2 2004	Suspended						SHRNOM = 1.25			

H(β) Range:-90 - 90DEG
H(β) Interval: 1.0DEG
Test Speed: HIGH
Temperature:25.3DEG
Operators:AED
Test Date:2024-03-25

V(B) Range:-80 - 80DEG
V(B) Interval: 5.0DEG
Test System:EVERFINE GO-2000A_V1 SYSTEM V2.00.411
Humidity:65.0%
Test Distance:5.780m [K=1.0000]
Remarks:

ISOCANDELA DIAGRAM

Test:U:220.15V I:0.0660A P:6.7070W PF:0.4617 Freq:50.00Hz Lamp Flux:335.831x1 lm		
NAME: 6496	TYPE:	WEIGHT:0.13KG
SPEC.:6W	DIM.: 9.6*4.6*5.2CM	SERIAL No.:01
MFR.: NORDECOR	SUR.:	Shielding Angle:38°



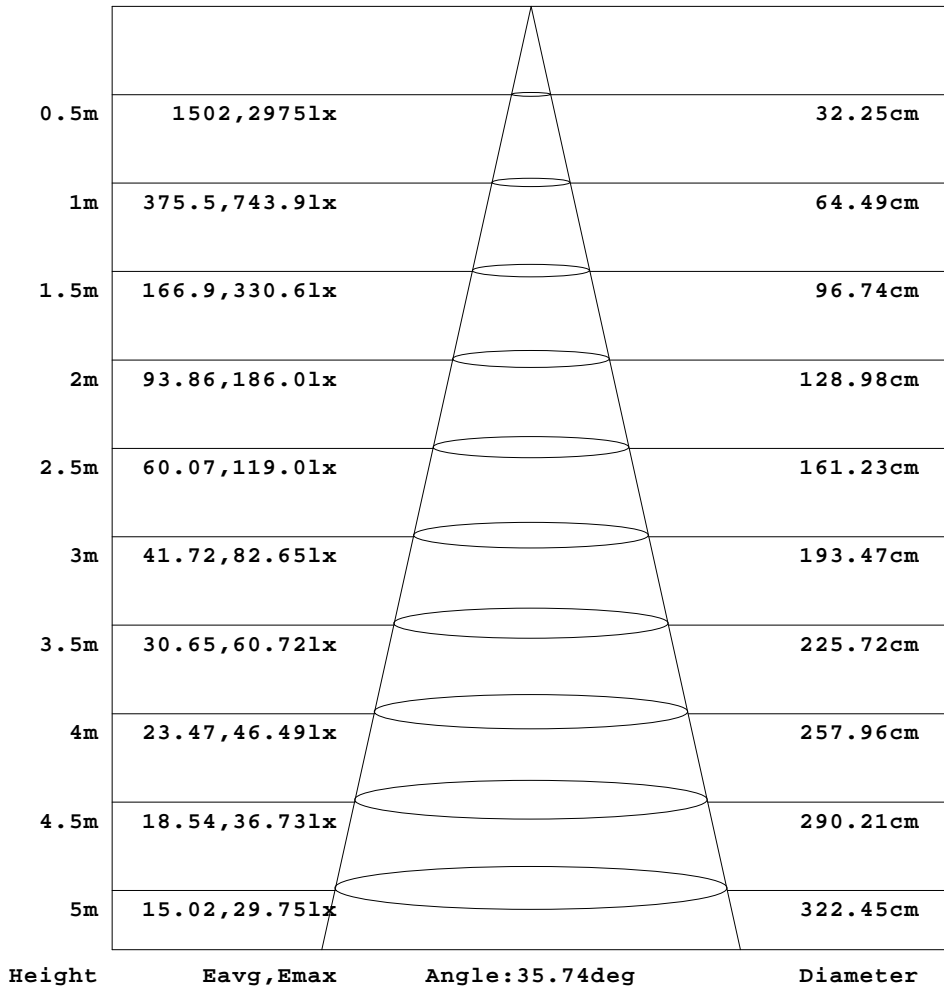
H(β) Range:-90 - 90DEG
 H(β) Interval: 1.0DEG
 Test Speed: HIGH
 Temperature:25.3DEG
 Operators:AED
 Test Date:2024-03-25

V(B) Range:-80 - 80DEG
 V(B) Interval: 5.0DEG
 Test System:EVERFINE GO-2000A_V1 SYSTEM V2.00.411
 Humidity:65.0%
 Test Distance:5.780m [K=1.0000]
 Remarks:

AAI Figure

Test:U:220.15V I:0.0660A P:6.7070W PF:0.4617 Freq:50.00Hz Lamp Flux:335.831x1 lm		
NAME: 6496	TYPE:	WEIGHT:0.13KG
SPEC.:6W	DIM.: 9.6*4.6*5.2CM	SERIAL No.:01
MFR.: NORDECOR	SUR.:	Shielding Angle:38°

Flux out:124.5 lm



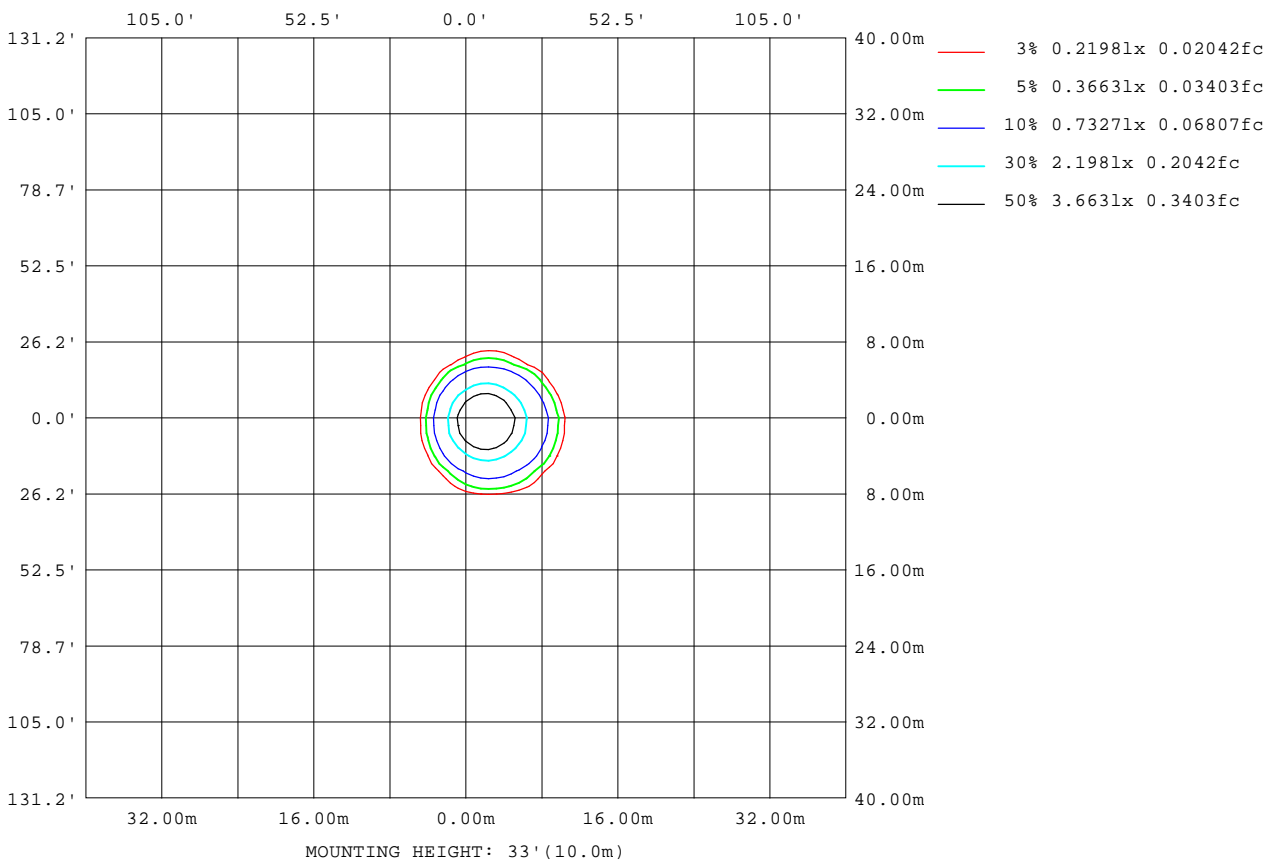
Note:The Curves indicate the illuminated area and the average illumination when the luminaire is at different distance.

H(β) Range:-90 - 90DEG
H(β) Interval: 1.0DEG
Test Speed: HIGH
Temperature:25.3DEG
Operators:AED
Test Date:2024-03-25

V(B) Range:-80 - 80DEG
V(B) Interval: 5.0DEG
Test System:EVERFINE GO-2000A_V1 SYSTEM V2.00.411
Humidity:65.0%
Test Distance:5.780m [K=1.0000]
Remarks:

ISOLUX DIAGRAM

Test:U:220.15V I:0.0660A P:6.7070W PF:0.4617 Freq:50.00Hz Lamp Flux:335.831x1 lm		
NAME: 6496	TYPE:	WEIGHT:0.13KG
SPEC.:6W	DIM.: 9.6*4.6*5.2CM	SERIAL No.:01
MFR.: NORDECOR	SUR.:	Shielding Angle:38°



H(β) Range:-90 - 90DEG
 H(β) Interval: 1.0DEG
 Test Speed: HIGH
 Temperature:25.3DEG
 Operators:AED
 Test Date:2024-03-25

V(B) Range:-80 - 80DEG
 V(B) Interval: 5.0DEG
 Test System:EVERFINE GO-2000A_V1 SYSTEM V2.00.411
 Humidity:65.0%
 Test Distance:5.780m [K=1.0000]
 Remarks:

LED Avg.L Report

Test:U:220.15V I:0.0660A P:6.7070W PF:0.4617 Freq:50.00Hz Lamp Flux:335.831x1 lm		
NAME: 6496	TYPE:	WEIGHT:0.13KG
SPEC.:6W	DIM.: 9.6*4.6*5.2CM	SERIAL No.:01
MFR.: NORDECOR	SUR.:	Shielding Angle:38°

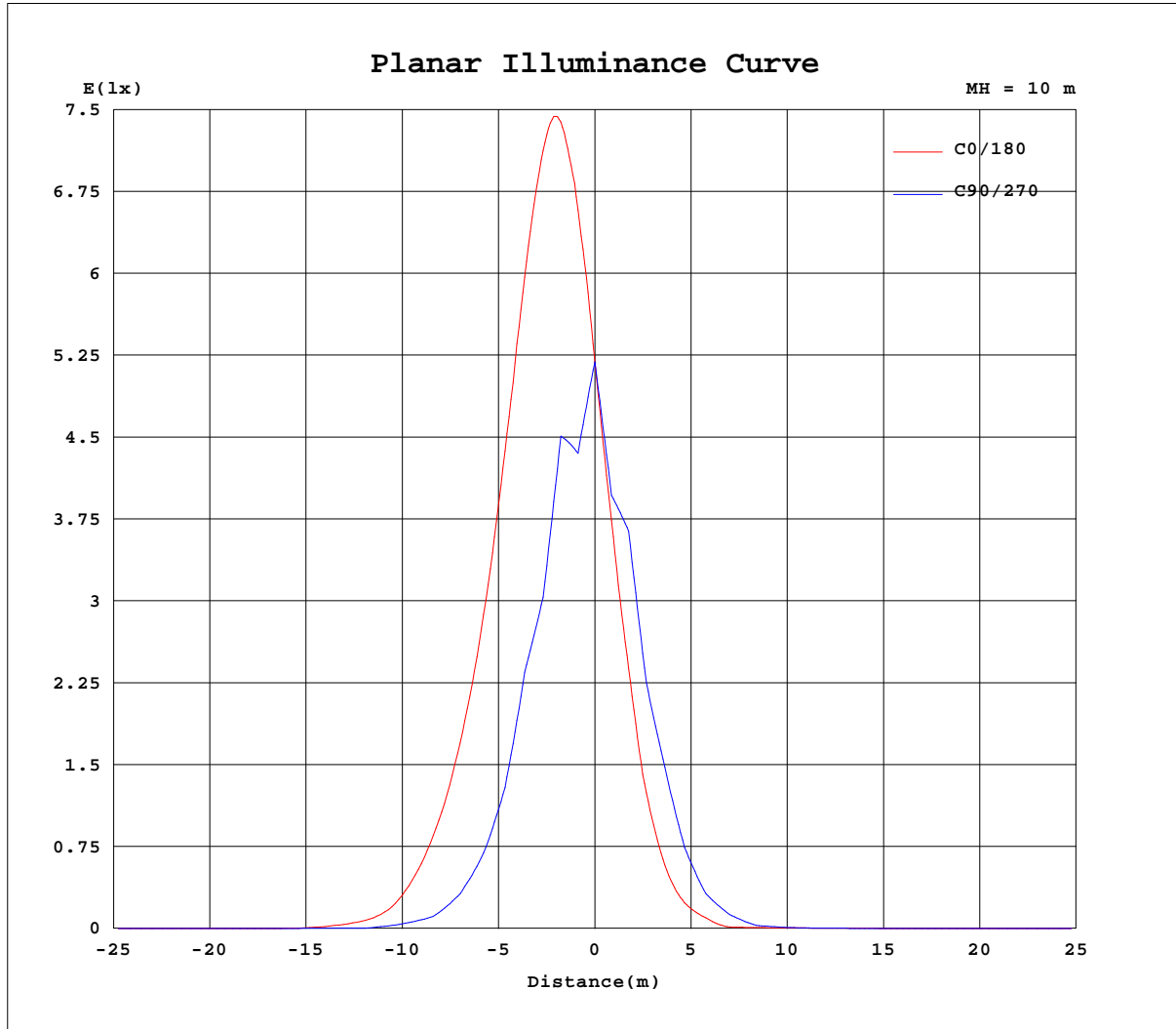
AvgL	cd/m2
L_0~180(65)av	34
L_0~180(75)av	51
L_0~180(85)av	139
L_90~270(65)av	33
L_90~270(75)av	48
L_90~270(85)av	0
L_45(65)av	30
L_45(75)av	47
L_45(85)av	53

Standard: GB/T 29293-2012

H(β) Range:-90 - 90DEG
H(β) Interval: 1.0DEG
Test Speed: HIGH
Temperature:25.3DEG
Operators:AED
Test Date:2024-03-25

V(B) Range:-80 - 80DEG
V(B) Interval: 5.0DEG
Test System:EVERFINE GO-2000A_V1 SYSTEM V2.00.411
Humidity:65.0%
Test Distance:5.780m [K=1.0000]
Remarks:

Planar Illuminance Curve



H(β) Range:-90 - 90DEG
 H(β) Interval: 1.0DEG
 Test Speed: HIGH
 Temperature:25.3DEG
 Operators:AED
 Test Date:2024-03-25

V(B) Range:-80 - 80DEG
 V(B) Interval: 5.0DEG
 Test System:EVERFINE GO-2000A_V1 SYSTEM V2.00.411
 Humidity:65.0%
 Test Distance:5.780m [K=1.0000]
 Remarks:

LUMINOUS DISTRIBUTION INTENSITY DATA

Test:U:220.15V I:0.0660A P:6.7070W PF:0.4617 Freq:50.00Hz Lamp Flux:335.831x1 lm		
NAME: 6496	TYPE:	WEIGHT:0.13KG
SPEC.:6W	DIM.: 9.6*4.6*5.2CM	SERIAL No.:01
MFR.: NORDECOR	SUR.:	Shielding Angle:38°

Table--1

UNIT: cd

C(DEG) g (DEG)	0	5	10	15	20	25	30	35	40	45	50	55	60	65	70	75	80	85	90
0	519	519	519	519	519	519	519	519	519	519	519	519	519	519	519	519	519	519	519
5	665	658	649	639	629	617	605	593	580	566	552	537	522	507	493	479	466	453	440
10	773	759	744	728	710	690	671	662	650	637	624	610	593	578	559	538	517	495	472
15	791	781	772	761	748	736	726	713	703	670	630	589	549	509	468	431	396	365	337
20	719	720	722	721	705	691	678	648	615	575	535	497	461	427	395	369	336	309	283
25	588	601	619	603	585	571	556	537	498	460	424	393	360	326	292	259	226	198	174
30	443	466	480	454	444	444	427	389	356	336	312	283	251	220	192	167	144	125	107
35	309	337	335	312	325	313	279	264	252	226	194	162	148	134	118	101	84.8	70.5	58.1
40	190	222	205	204	211	179	175	168	137	113	109	99.3	84.8	69.4	55.7	44.3	35.6	29.3	24.9
45	87.1	122	91.0	116	91.4	94.3	89.3	59.1	65.0	65.6	52.1	35.4	27.6	25.7	23.3	20.6	17.5	14.6	12.2
50	28.9	40.4	33.1	37.7	31.7	36.5	23.6	30.1	27.3	16.9	17.2	16.0	13.7	10.8	7.92	5.44	3.51	2.37	1.94
55	8.40	11.5	11.8	7.29	10.6	6.11	9.46	5.29	7.34	8.60	6.49	3.21	2.09	2.25	2.27	2.17	1.98	1.88	1.76
60	1.70	1.93	2.21	2.12	1.35	2.15	1.32	1.88	2.60	1.64	1.76	1.87	1.91	1.94	1.91	1.84	1.78	1.71	1.66
65	1.53	1.52	1.36	1.22	1.17	1.17	1.28	1.36	1.50	1.61	1.65	1.69	1.71	1.71	1.68	1.65	1.61	1.56	1.51
70	1.48	1.43	1.25	1.12	1.09	1.17	1.28	1.37	1.46	1.51	1.55	1.57	1.56	1.55	1.53	1.51	1.48	1.45	1.41
75	1.43	1.33	1.12	1.05	1.10	1.21	1.28	1.35	1.39	1.41	1.41	1.41	1.41	1.38	1.36	1.34	1.31	1.30	1.25
80	1.39	1.20	1.02	1.08	1.16	1.21	1.23	1.26	1.27	1.27	1.26	1.25	1.23	1.21	1.21	1.19	1.16	1.11	1.13
85	1.33	1.00	1.07	1.10	1.11	1.11	1.09	0.83	0.64	0.48	0.36	0.26	0.18	0.12	0.08	0.04	0.02	0.00	0.00
90	1.27	0.00	0.00	0.00	0.00	0.00	0.00	0.00	0.00	0.00	0.00	0.00	0.00	0.00	0.00	0.00	0.00	0.00	0.00

H(β) Range:-90 - 90DEG
H(β) Interval: 1.0DEG
Test Speed: HIGH
Temperature:25.3DEG
Operators:AED
Test Date:2024-03-25

V(B) Range:-80 - 80DEG
V(B) Interval: 5.0DEG
Test System:EVERFINE GO-2000A_V1 SYSTEM V2.00.411
Humidity:65.0%
Test Distance:5.780m [K=1.0000]
Remarks:

LUMINOUS DISTRIBUTION INTENSITY DATA

Test:U:220.15V I:0.0660A P:6.7070W PF:0.4617 Freq:50.00Hz Lamp Flux:335.831x1 lm		
NAME: 6496	TYPE:	WEIGHT:0.13KG
SPEC.:6W	DIM.: 9.6*4.6*5.2CM	SERIAL No.:01
MFR.: NORDECOR	SUR.:	Shielding Angle:38°

Table--2 UNIT: cd

C(DEG) g (DEG)	95	100	105	110	115	120	125	130	135	140	145	150	155	160	165	170	175	180	185
0	519	519	519	519	519	519	519	519	519	519	519	519	519	519	519	519	519	519	519
5	429	418	408	399	391	384	378	372	368	364	362	361	361	362	365	368	373	378	370
10	449	426	403	381	358	336	315	296	277	259	241	225	223	224	227	233	240	249	237
15	312	289	269	252	239	228	219	212	206	195	170	149	132	118	119	123	130	138	127
20	259	234	208	182	160	140	121	104	95.8	94.4	94.2	94.6	81.7	68.1	56.8	58.2	63.6	70.3	61.8
25	152	132	116	104	93.9	85.6	77.7	68.3	55.2	44.8	37.1	38.9	39.9	36.6	29.6	25.6	28.4	31.8	27.5
30	91.3	78.0	66.2	55.8	46.8	39.1	32.1	29.3	27.4	26.3	21.8	17.0	15.6	17.5	15.8	10.8	11.6	15.1	10.6
35	48.1	39.9	33.0	27.3	23.3	20.9	18.6	14.1	9.64	8.18	8.58	6.36	3.42	3.64	4.02	2.66	2.52	2.76	2.43
40	21.7	18.6	15.2	11.2	8.13	6.98	5.70	4.14	2.18	1.91	1.77	1.87	1.94	1.94	2.04	2.08	2.03	2.13	1.97
45	10.2	8.36	6.21	3.65	1.92	1.53	1.59	1.46	1.42	1.47	1.51	1.57	1.67	1.76	1.81	1.90	1.86	1.94	1.81
50	1.99	2.17	2.10	1.61	1.44	1.36	1.32	1.31	1.30	1.33	1.36	1.43	1.50	1.59	1.65	1.72	1.70	1.78	1.66
55	1.65	1.57	1.50	1.41	1.37	1.31	1.27	1.24	1.23	1.24	1.27	1.30	1.36	1.42	1.52	1.52	1.56	1.61	1.53
60	1.60	1.52	1.46	1.40	1.34	1.28	1.22	1.20	1.17	1.17	1.18	1.21	1.24	1.29	1.35	1.40	1.45	1.47	1.41
65	1.46	1.41	1.37	1.33	1.29	1.26	1.21	1.18	1.13	1.12	1.12	1.12	1.14	1.19	1.26	1.33	1.35	1.36	1.31
70	1.37	1.33	1.30	1.27	1.24	1.20	1.17	1.15	1.11	1.10	1.07	1.07	1.06	1.11	1.16	1.21	1.23	1.27	1.20
75	1.23	1.21	1.20	1.18	1.16	1.14	1.13	1.13	1.11	1.08	1.07	1.04	1.06	1.05	1.07	1.13	1.18	1.19	1.16
80	1.09	1.11	1.10	1.09	1.07	1.06	1.06	1.05	1.04	1.02	1.03	1.04	1.04	1.03	1.03	1.06	1.11	1.13	1.07
85	0.00	0.02	0.04	0.07	0.11	0.16	0.23	0.31	0.41	0.55	0.72	0.96	0.98	1.00	1.02	1.00	1.04	1.10	0.98
90	0.00	0.00	0.00	0.00	0.00	0.00	0.00	0.00	0.00	0.00	0.00	0.00	0.00	0.00	0.00	0.00	0.00	1.05	0.00

H(β) Range:-90 - 90DEG
H(β) Interval: 1.0DEG
Test Speed: HIGH
Temperature:25.3DEG
Operators:AED
Test Date:2024-03-25

V(B) Range:-80 - 80DEG
V(B) Interval: 5.0DEG
Test System:EVERFINE GO-2000A_V1 SYSTEM V2.00.411
Humidity:65.0%
Test Distance:5.780m [K=1.0000]
Remarks:

LUMINOUS DISTRIBUTION INTENSITY DATA

Test:U:220.15V I:0.0660A P:6.7070W PF:0.4617 Freq:50.00Hz Lamp Flux:335.831x1 lm		
NAME: 6496	TYPE:	WEIGHT:0.13KG
SPEC.:6W	DIM.: 9.6*4.6*5.2CM	SERIAL No.:01
MFR.: NORDECOR	SUR.:	Shielding Angle:38°

Table--3

UNIT: cd

C(DEG) g (DEG)	190	195	200	205	210	215	220	225	230	235	240	245	250	255	260	265	270	275	280
0	519	519	519	519	519	519	519	519	519	519	519	519	519	519	519	519	519	519	519
5	363	358	353	349	347	346	346	347	349	352	356	361	367	374	382	391	401	413	425
10	226	217	210	204	202	213	225	239	253	268	284	300	315	331	348	365	381	398	415
15	118	111	107	116	127	140	155	161	165	170	177	185	194	205	217	232	250	271	295
20	54.6	50.8	58.1	67.2	76.1	74.6	73.4	72.0	76.0	85.2	95.6	108	120	134	147	162	178	200	221
25	23.7	26.0	30.5	31.9	30.2	27.9	32.0	36.8	42.3	47.1	52.2	57.6	63.5	70.3	78.3	87.9	100	116	136
30	8.73	12.6	13.7	11.0	10.8	14.3	17.4	17.1	16.8	17.8	21.9	26.1	30.0	33.5	37.3	42.4	49.2	57.9	69.5
35	2.27	2.60	2.50	2.15	2.36	3.28	3.74	4.36	4.69	6.46	9.65	11.7	13.3	14.7	16.4	19.3	23.9	30.0	37.4
40	1.94	1.86	1.73	1.66	1.56	1.46	1.40	1.34	1.35	1.49	2.17	3.40	3.70	3.28	3.13	4.19	6.49	9.21	12.6
45	1.79	1.66	1.58	1.49	1.39	1.30	1.26	1.23	1.20	1.19	1.19	1.20	1.24	1.28	1.37	1.88	3.08	4.56	5.96
50	1.62	1.53	1.47	1.36	1.28	1.22	1.18	1.16	1.15	1.16	1.17	1.18	1.20	1.22	1.24	1.25	1.27	1.35	1.68
55	1.46	1.41	1.30	1.24	1.18	1.14	1.14	1.13	1.13	1.16	1.17	1.19	1.20	1.22	1.24	1.26	1.29	1.29	1.31
60	1.33	1.25	1.19	1.14	1.11	1.11	1.11	1.12	1.14	1.15	1.19	1.21	1.23	1.25	1.28	1.28	1.31	1.30	1.32
65	1.26	1.18	1.11	1.08	1.08	1.07	1.11	1.13	1.16	1.18	1.19	1.20	1.23	1.24	1.25	1.27	1.28	1.29	1.30
70	1.15	1.08	1.06	1.05	1.07	1.10	1.13	1.14	1.15	1.16	1.18	1.20	1.23	1.24	1.26	1.26	1.26	1.29	1.28
75	1.07	1.04	1.05	1.07	1.10	1.11	1.13	1.15	1.15	1.15	1.17	1.18	1.19	1.20	1.20	1.22	1.23	1.23	1.23
80	1.01	1.05	1.08	1.10	1.11	1.12	1.14	1.15	1.16	1.13	1.17	1.17	1.15	1.17	1.16	1.18	1.18	1.19	1.17
85	1.06	1.10	1.11	1.12	1.13	0.84	0.63	0.47	0.35	0.23	0.18	0.12	0.07	0.04	0.02	0.00	0.00	0.00	0.02
90	0.00	0.00	0.00	0.00	0.00	0.00	0.00	0.00	0.00	0.00	0.00	0.00	0.00	0.00	0.00	0.00	0.00	0.00	0.00

H(β) Range:-90 - 90DEG
H(β) Interval: 1.0DEG
Test Speed: HIGH
Temperature:25.3DEG
Operators:AED
Test Date:2024-03-25

V(B) Range:-80 - 80DEG
V(B) Interval: 5.0DEG
Test System:EVERFINE GO-2000A_V1 SYSTEM V2.00.411
Humidity:65.0%
Test Distance:5.780m [K=1.0000]
Remarks:

LUMINOUS DISTRIBUTION INTENSITY DATA

Test:U:220.15V I:0.0660A P:6.7070W PF:0.4617 Freq:50.00Hz Lamp Flux:335.831x1 lm		
NAME: 6496	TYPE:	WEIGHT:0.13KG
SPEC.:6W	DIM.: 9.6*4.6*5.2CM	SERIAL No.:01
MFR.: NORDECOR	SUR.:	Shielding Angle:38°

Table--4

UNIT: cd

C(DEG) g (DEG)	285	290	295	300	305	310	315	320	325	330	335	340	345	350	355				
0	519	519	519	519	519	519	519	519	519	519	519	519	519	519	519				
5	437	451	465	481	497	513	530	546	562	578	594	610	625	639	653				
10	433	451	469	487	505	524	543	563	584	603	632	662	691	719	747				
15	323	352	384	418	452	487	523	555	581	609	638	669	700	731	761				
20	245	270	297	327	359	393	430	467	502	534	568	605	645	671	694				
25	159	183	209	234	258	284	321	360	401	428	452	483	527	566	574				
30	84.1	102	122	145	170	195	216	234	270	313	342	359	388	433	443				
35	45.6	53.9	61.6	67.9	74.8	101	129	152	166	186	228	253	257	297	318				
40	17.0	22.6	29.5	36.7	42.8	45.6	45.8	66.7	94.6	106	111	151	158	174	205				
45	7.18	8.16	8.87	9.14	12.1	18.8	24.2	25.0	26.6	48.8	50.6	54.1	80.6	67.4	108				
50	2.27	3.07	4.00	4.82	5.02	4.00	2.27	8.30	12.0	10.9	18.3	18.7	25.8	25.4	35.7				
55	1.31	1.31	1.30	1.28	1.54	1.95	1.58	1.21	2.01	4.25	1.69	6.10	3.95	9.38	10.6				
60	1.32	1.32	1.31	1.30	1.27	1.24	1.17	1.14	1.12	1.03	1.07	1.05	1.24	1.57	1.68				
65	1.30	1.31	1.31	1.30	1.30	1.27	1.23	1.17	1.13	1.07	1.00	1.00	1.04	1.17	1.38				
70	1.28	1.29	1.27	1.27	1.28	1.26	1.24	1.22	1.18	1.12	1.04	0.99	0.99	1.09	1.32				
75	1.23	1.24	1.24	1.24	1.24	1.24	1.24	1.21	1.20	1.16	1.12	1.04	0.98	1.02	1.21				
80	1.19	1.20	1.20	1.21	1.21	1.22	1.21	1.21	1.20	1.17	1.15	1.12	1.05	0.96	1.09				
85	0.04	0.08	0.12	0.19	0.26	0.36	0.49	0.66	0.88	1.16	1.18	1.16	1.13	1.08	0.96				
90	0.00	0.00	0.00	0.00	0.00	0.00	0.00	0.00	0.00	0.00	0.00	0.00	0.00	0.00	0.00				

H(B) Range:-90 - 90DEG
H(B) Interval: 1.0DEG
Test Speed: HIGH
Temperature:25.3DEG
Operators:AED
Test Date:2024-03-25

V(B) Range:-80 - 80DEG
V(B) Interval: 5.0DEG
Test System:EVERFINE GO-2000A_V1 SYSTEM V2.00.411
Humidity:65.0%
Test Distance:5.780m [K=1.0000]
Remarks: