

Report No.:

Test Time: 2024/10/5 17:48:24

LUMINAIRE PHOTOMETRIC TEST REPORT

Luminaire Property

Manufacturer: NORDECO
 Luminaire Type: 4215
 Lamp Type:
 Luminous Width: 0 mm
 Luminous Length: 0 mm Luminous
 Height: 0 mm


Voltage(V): 219.50 V
 Current(A): 0.1890 A
 Power(W): 23.35 W
 Power Factor: 0.5600
 Lamp Luminous Flux: 2020.81

Photometric Results

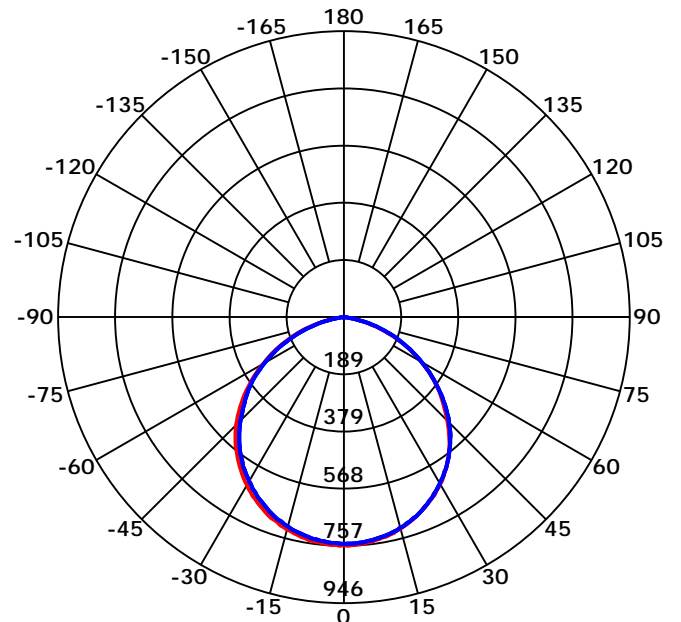
CIE Class: Direct
 Luminaire Luminous Flux: 2020.811 lm
 Downward Ratio: 100.00%
 Luminaire Efficacy Rating(LER): 86.54 lm/W
 Beam Angle(50%) C0-180,C90-270: 108.6,108.8
 Field Angle(10%) C0-180,C90-270: 153.6,153.8
 S/MH C0-180,C90-270: 1.250,1.250

Max. Intensity: 757.15 cd
 Max.Intensity Angle: C=0 Gamma=1
 Upward Ratio: 0.00%
 Efficacy: 100.00%
 Center Intensity: 755.27 cd
 Effective Luminous Flux: 1986.43 lm
 ERP(φ use)(120deg): 1669.90 lm

Picture of Luminaire



Luminous Intensity Distribution Curve



Beam Angle(50%) C0-180,C90-270: 108.6 deg,108.8 deg

C0-180 ——— C90-270 ———

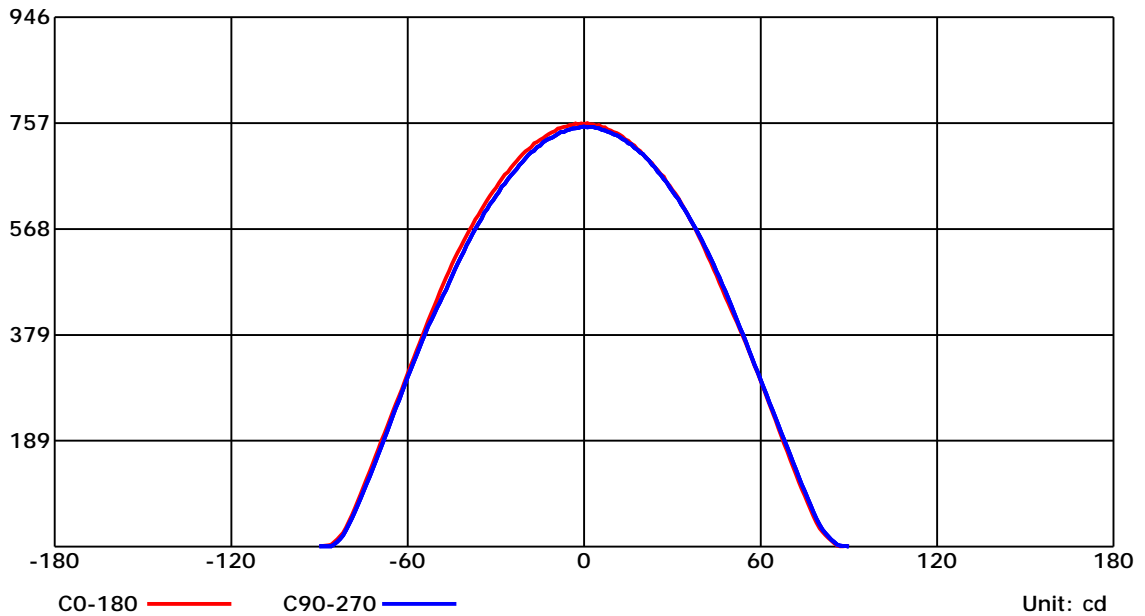
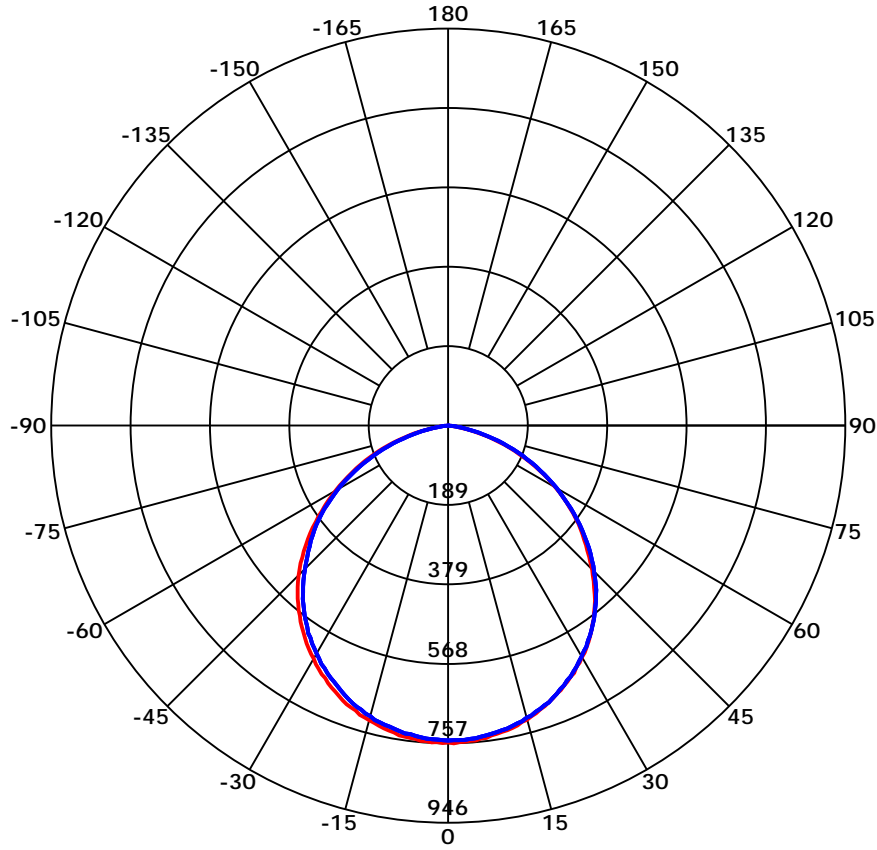
C Range: 0 - 360 Deg
 C Interval: 45.0 Deg
 Test Speed: High
 Temperature:
 Operators:
 Test Date: 2024/10/5 17:48:24

G Range: 0 - 90 Deg
 G Interval: 1.0 Deg
 Test System: Huipu CPM-2000B Goniophotometer
 Humidity:
 Test Distance: 6.25 m
 Remarks:

Report No.:

Test Time: 2024/10/5 17:48:24

Luminous Intensity Distribution Curve



C Range: 0 - 360 Deg

C Interval: 45.0 Deg

Test Speed: High

Temperature:

Operators:

Test Date: 2024/10/5 17:48:24

G Range: 0 - 90 Deg

G Interval: 1.0 Deg

Test System: Huipu CPM-2000B Goniophotometer

Humidity:

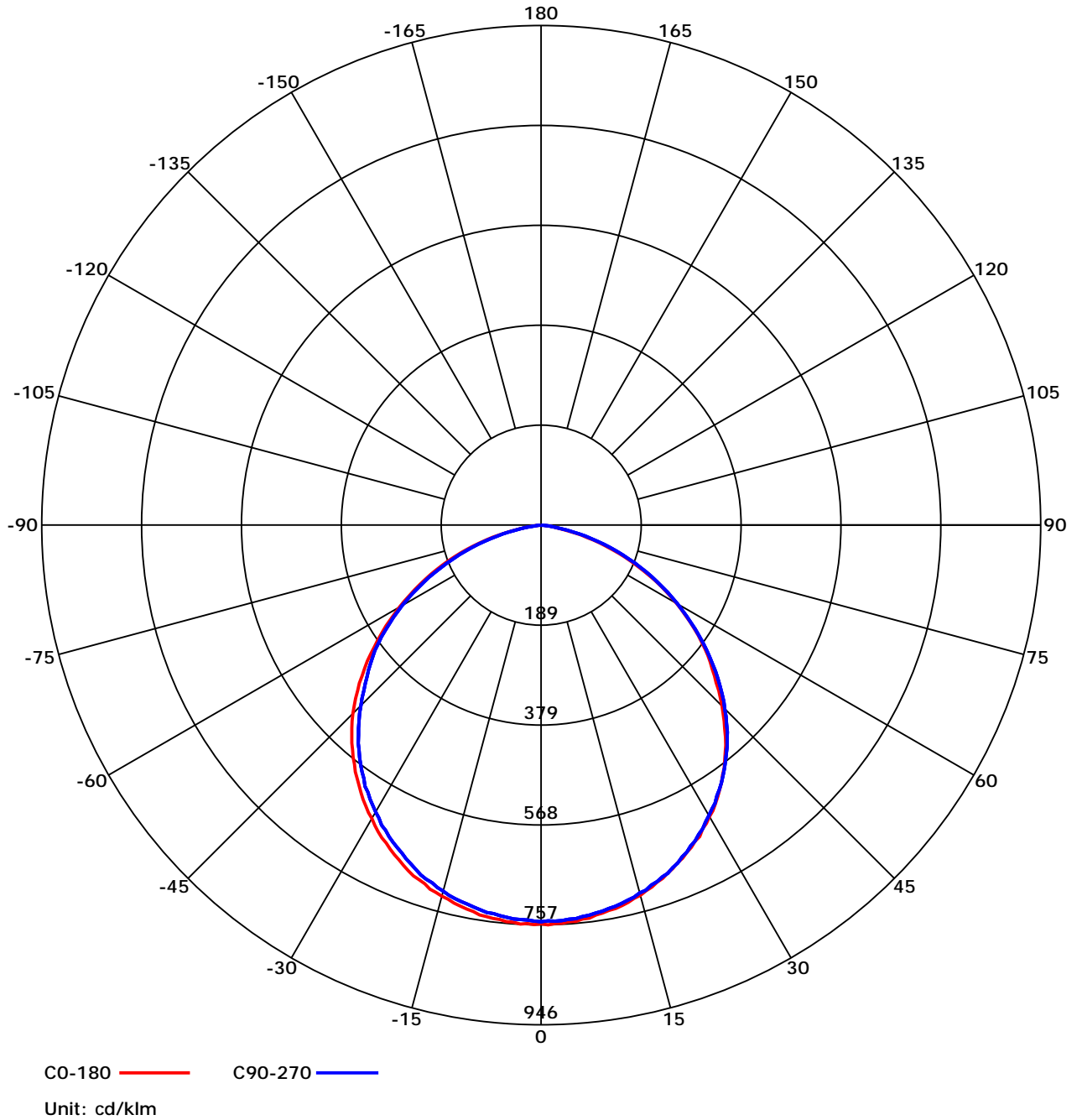
Test Distance: 6.25 m

Remarks:

Report No.:

Test Time: 2024/10/5 17:48:24

Luminous Intensity Distribution Curve



C Range: 0 - 360 Deg

C Interval: 45.0 Deg

Test Speed: High

Temperature:

Operators:

Test Date: 2024/10/5 17:48:24

G Range: 0 - 90 Deg

G Interval: 1.0 Deg

Test System: Huipu CPM-2000B Goniophotometer

Humidity:

Test Distance: 6.25 m

Remarks:

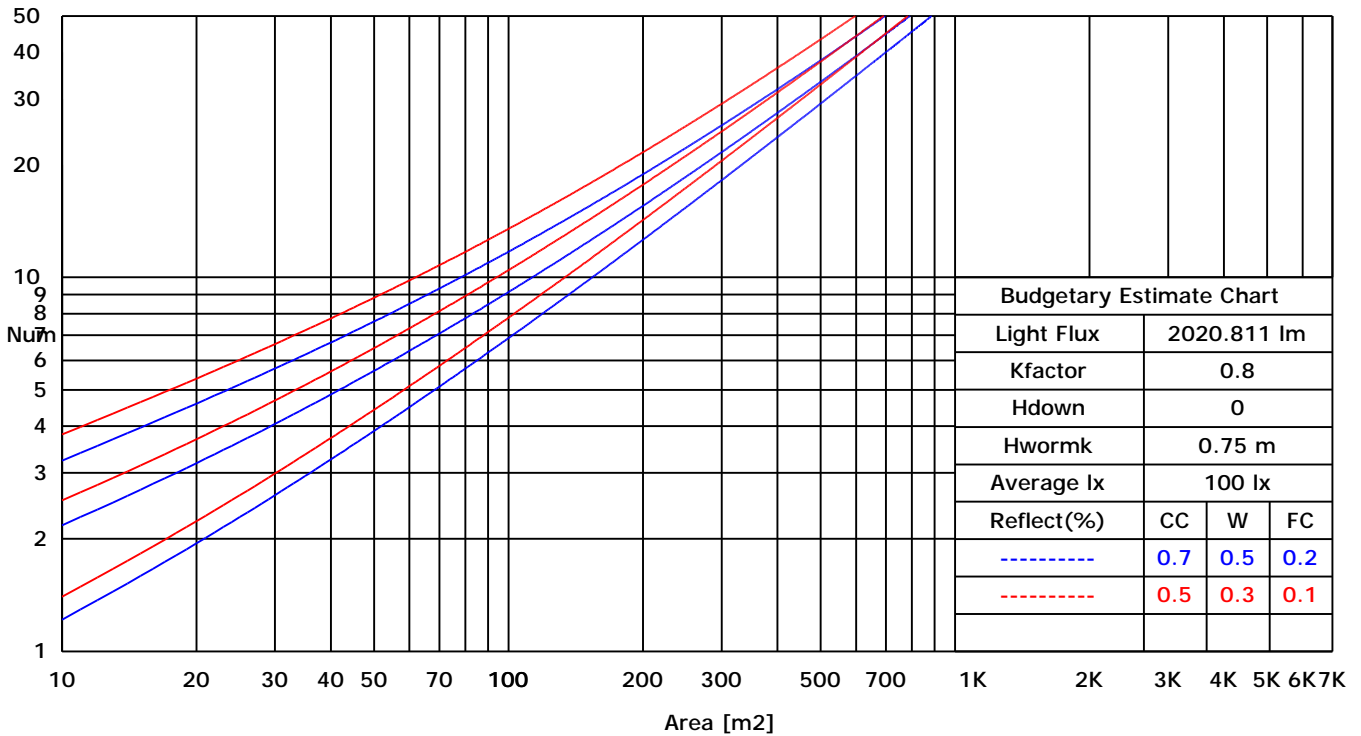
Report No.:

Test Time: 2024/10/5 17:48:24

UTILIZATION FACTORS TABLE

RHOCC	80			70			50			30			10			0
RHOW	50	30	10	50	30	10	50	30	10	50	30	10	50	30	10	0
RCR	COEFFICIENTS OF UTILIZATION FOR RHOFC=20															
0	1.18	1.18	1.18	1.15	1.15	1.15	1.10	1.10	1.10	1.06	1.06	1.06	1.01	1.01	1.01	0.99
1	1.06	1.04	1.03	1.04	1.03	1.01	1.01	0.99	0.97	0.96	0.94	0.92	0.89	0.87	0.85	0.80
2	0.91	0.88	0.86	0.90	0.87	0.85	0.87	0.84	0.81	0.84	0.80	0.77	0.79	0.75	0.72	0.67
3	0.78	0.75	0.73	0.78	0.74	0.72	0.76	0.72	0.69	0.74	0.69	0.65	0.71	0.66	0.61	0.57
4	0.67	0.65	0.63	0.68	0.64	0.62	0.67	0.63	0.59	0.66	0.60	0.56	0.63	0.58	0.53	0.49
5	0.59	0.56	0.54	0.60	0.56	0.53	0.60	0.55	0.51	0.59	0.53	0.49	0.57	0.51	0.46	0.42
6	0.52	0.49	0.48	0.53	0.49	0.47	0.53	0.48	0.45	0.53	0.47	0.43	0.52	0.46	0.41	0.37
7	0.46	0.44	0.42	0.47	0.44	0.41	0.48	0.43	0.40	0.48	0.42	0.38	0.48	0.41	0.36	0.33
8	0.42	0.39	0.38	0.43	0.39	0.37	0.44	0.39	0.36	0.44	0.38	0.34	0.44	0.37	0.32	0.29
9	0.38	0.35	0.34	0.39	0.35	0.33	0.40	0.35	0.32	0.41	0.35	0.31	0.41	0.34	0.29	0.26
10	0.34	0.32	0.31	0.35	0.32	0.30	0.37	0.32	0.29	0.37	0.32	0.28	0.38	0.31	0.27	0.24

LUMINAIRE BUDGETARY ESTIMATE DIAGRAM



C Range: 0 - 360 Deg

C Interval: 45.0 Deg

Test Speed: High

Temperature:

Operators:

Test Date: 2024/10/5 17:48:24

G Range: 0 - 90 Deg

G Interval: 1.0 Deg

Test System: Huipu CPM-2000B Goniophotometer

Humidity:

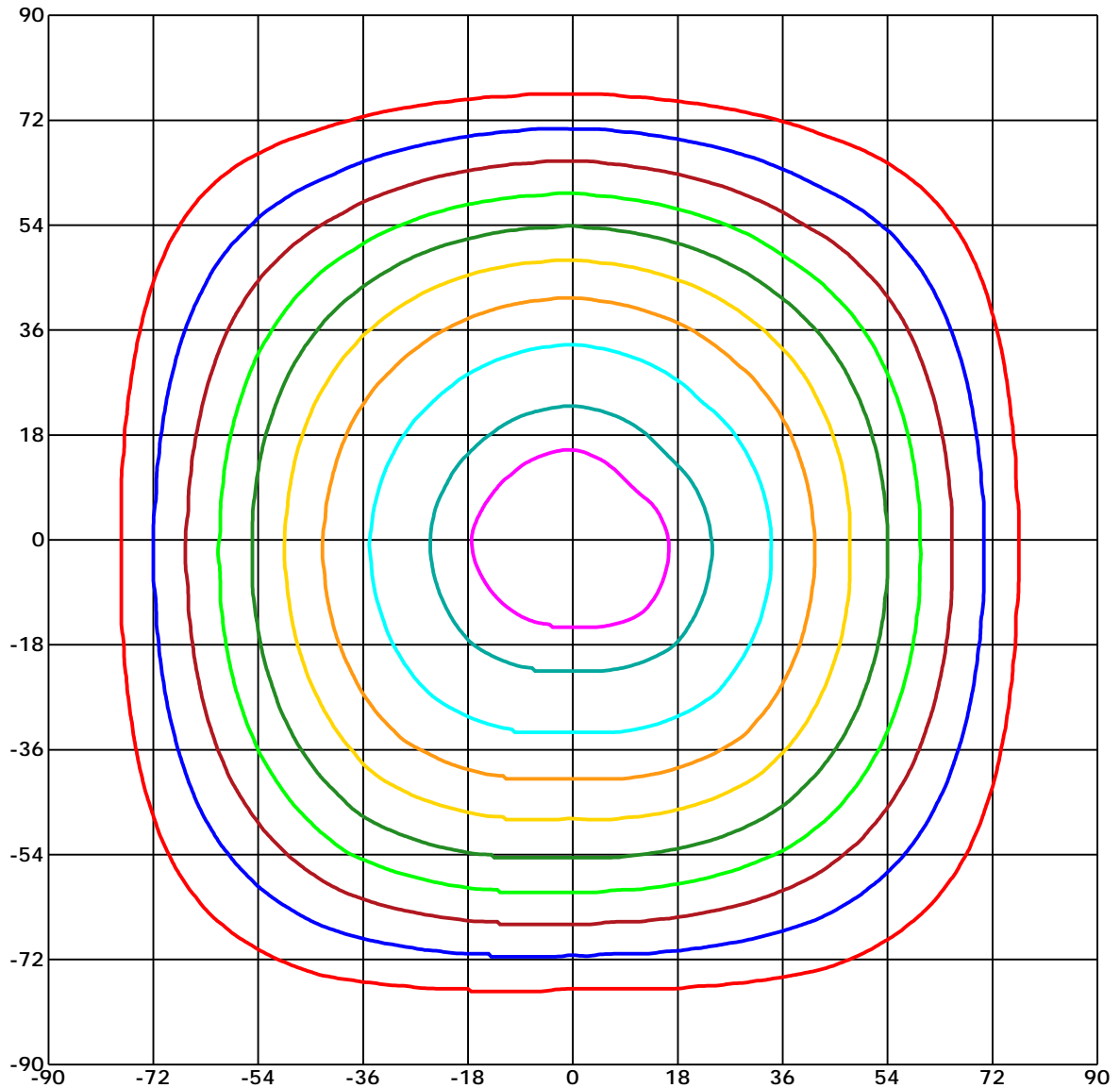
Test Distance: 6.25 m

Remarks:

Report No.:

Test Time: 2024/10/5 17:48:24

ISOCANDELA DIAGRAM (RECTANGULAR)



Unit of intensity:cd $I_{max}(100\%)$: 757.148 cd

- | | |
|---------------------------|---------------------------|
| — 719.291(95% I_{max}) | — 378.574(50% I_{max}) |
| — 681.434(90% I_{max}) | — 302.859(40% I_{max}) |
| — 605.719(80% I_{max}) | — 227.145(30% I_{max}) |
| — 530.004(70% I_{max}) | — 151.43(20% I_{max}) |
| — 454.289(60% I_{max}) | — 75.715(10% I_{max}) |

C Range: 0 - 360 Deg

C Interval: 45.0 Deg

Test Speed: High

Temperature:

Operators:

Test Date: 2024/10/5 17:48:24

G Range: 0 - 90 Deg

G Interval: 1.0 Deg

Test System: Huipu CPM-2000B Goniophotometer

Humidity:

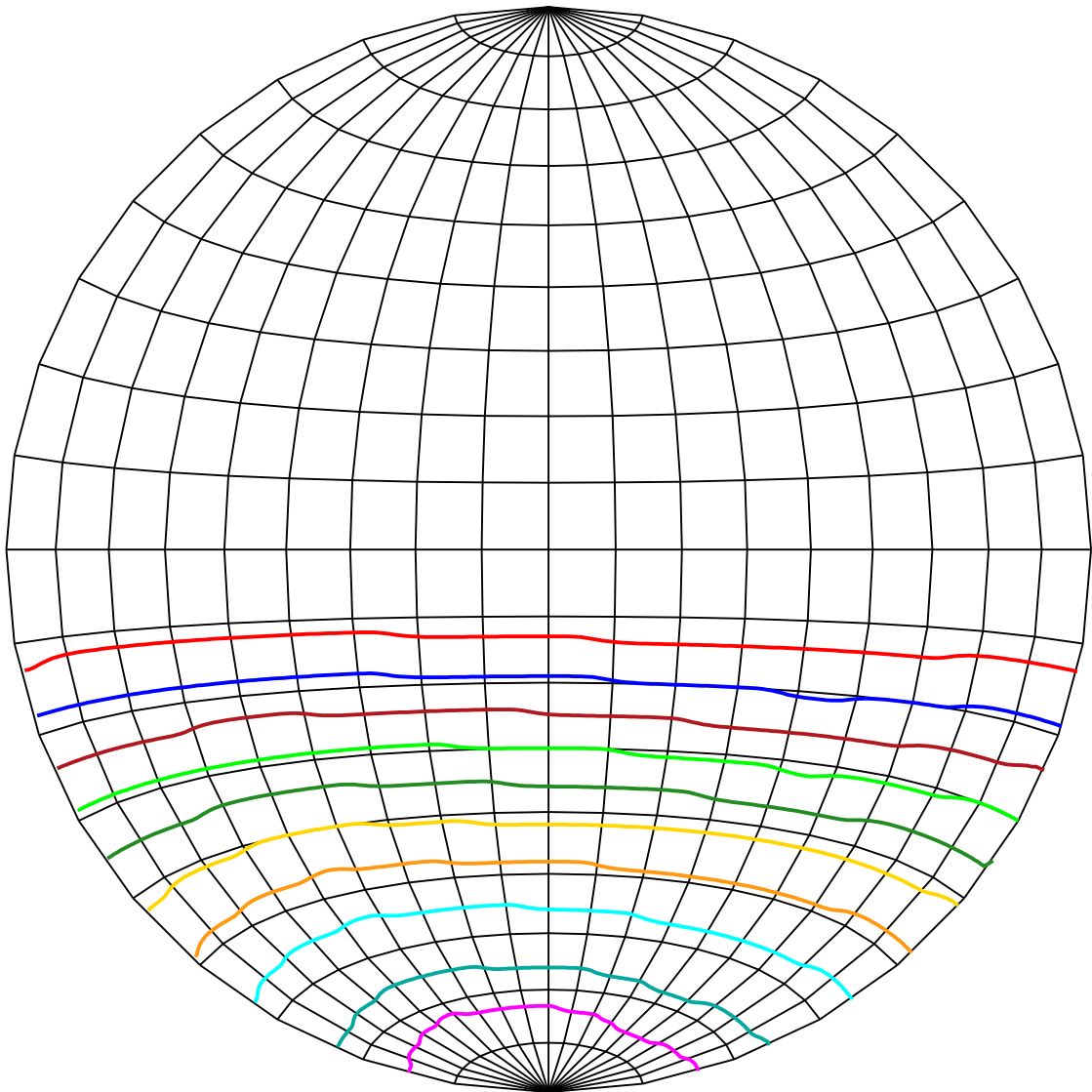
Test Distance: 6.25 m

Remarks:

Report No.:

Test Time: 2024/10/5 17:48:24

ISOCANDELA DIAGRAM (SPHERE)



Unit of intensity:cd I_{max}(100%): 757.148 cd

— 719.291(95%I _{max})	— 378.574(50%I _{max})
— 681.434(90%I _{max})	— 302.859(40%I _{max})
— 605.719(80%I _{max})	— 227.145(30%I _{max})
— 530.004(70%I _{max})	— 151.43(20%I _{max})
— 454.289(60%I _{max})	— 75.715(10%I _{max})

C Range: 0 - 360 Deg

C Interval: 45.0 Deg

Test Speed: High

Temperature:

Operators:

Test Date: 2024/10/5 17:48:24

G Range: 0 - 90 Deg

G Interval: 1.0 Deg

Test System: Huipu CPM-2000B Goniophotometer

Humidity:

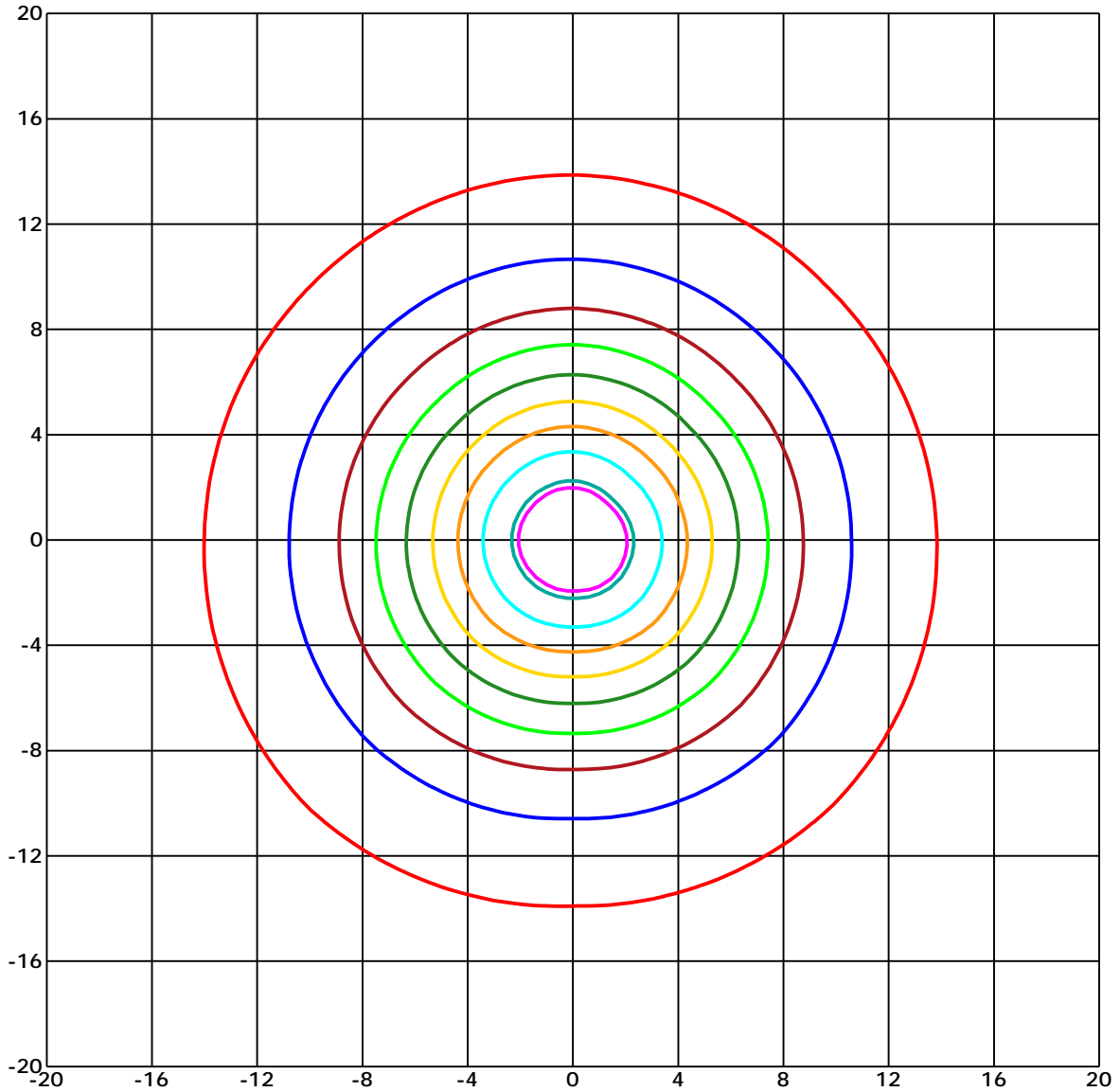
Test Distance: 6.25 m

Remarks:

Report No.:

Test Time: 2024/10/5 17:48:24

ISOLX DIAGRAM



Unit of illumination: lx Height of plane: 10.0(m)/32.81(ft)

- | | |
|------------------|------------------|
| — 6.963(92%Emax) | — 3.784(50%Emax) |
| — 6.811(90%Emax) | — 3.027(40%Emax) |
| — 6.054(80%Emax) | — 2.27(30%Emax) |
| — 5.298(70%Emax) | — 1.514(20%Emax) |
| — 4.541(60%Emax) | — 0.757(10%Emax) |

C Range: 0 - 360 Deg

C Interval: 45.0 Deg

Test Speed: High

Temperature:

Operators:

Test Date: 2024/10/5 17:48:24

G Range: 0 - 90 Deg

G Interval: 1.0 Deg

Test System: Huipu CPM-2000B Goniophotometer

Humidity:

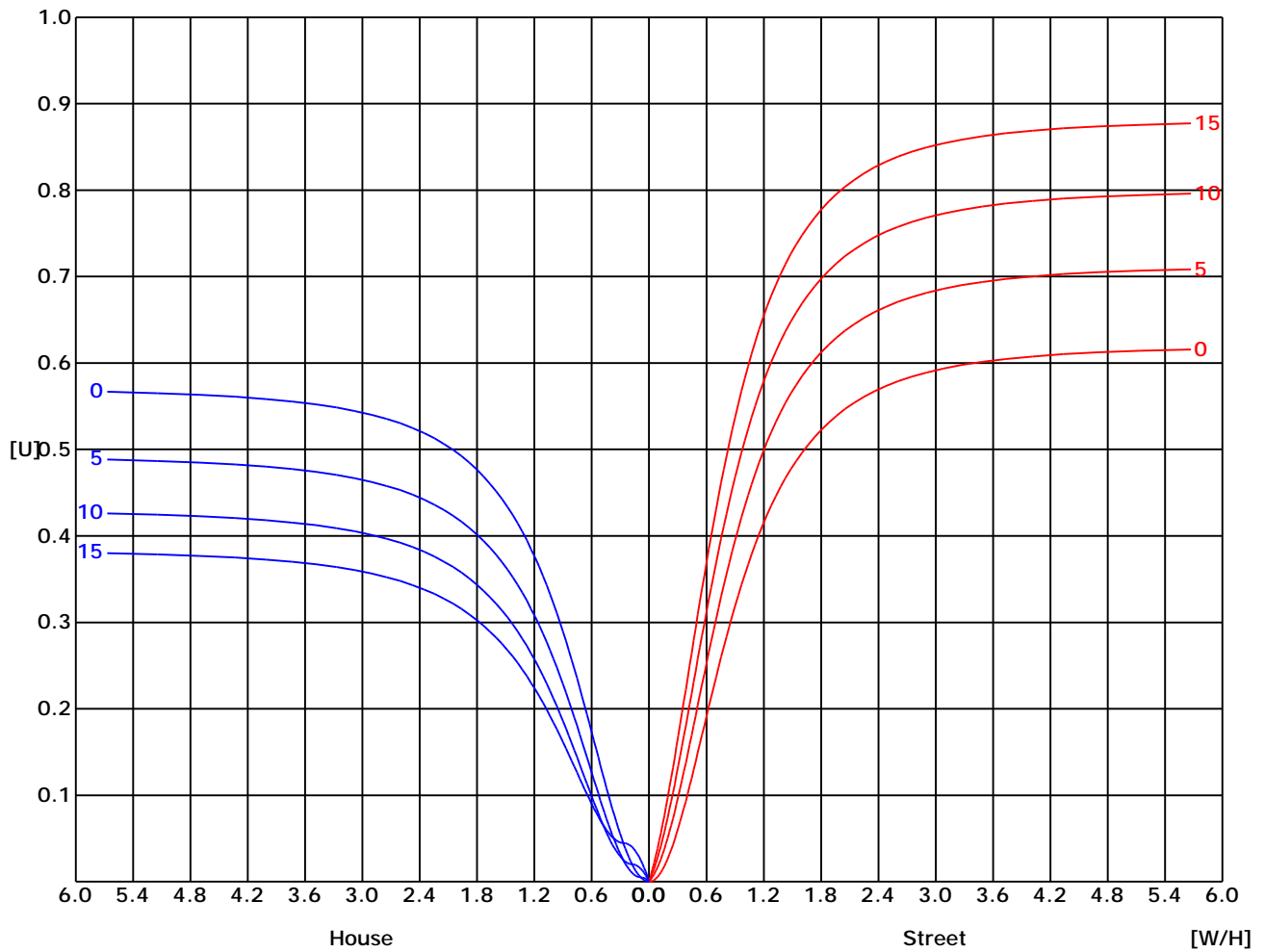
Test Distance: 6.25 m

Remarks:

Report No.:

Test Time: 2024/10/5 17:48:24

UTILIZATION FACTOR DIAGRAM (ROAD)



C Range: 0 - 360 Deg

C Interval: 45.0 Deg

Test Speed: High

Temperature:

Operators:

Test Date: 2024/10/5 17:48:24

G Range: 0 - 90 Deg

G Interval: 1.0 Deg

Test System: Huipu CPM-2000B Goniophotometer

Humidity:

Test Distance: 6.25 m

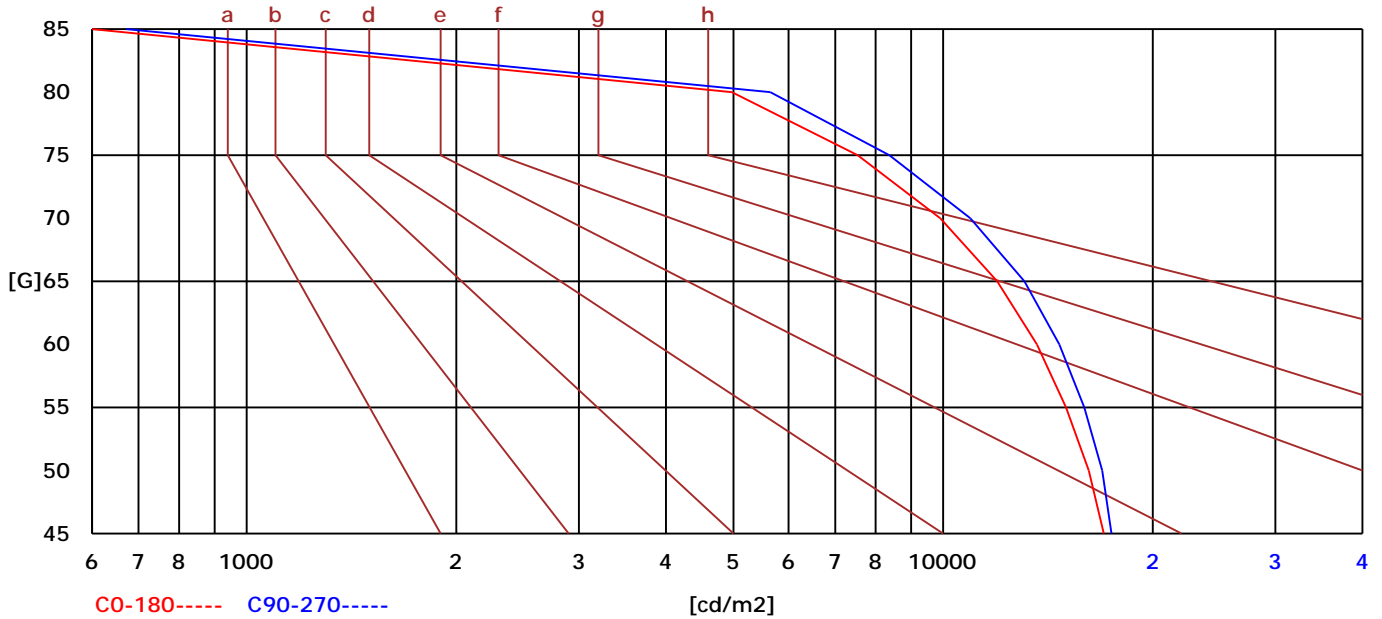
Remarks:

Report No.:

Test Time: 2024/10/5 17:48:24

BRIGHT LIMIT DIAGRAM

C/G	45	50	55	60	65	70	75	80	85
C0	17001	16177	15018	13639	11956	9911	7543	4977	0
C90	17451	16926	15940	14689	13088	10944	8376	5646	672
Dazzle	Quality	Illuminance	---	---	---	---	---	---	---
1.15	A	2000	1000	500	<=300				
1.5	B		2000	1000	500	<=300			
1.85	C			2000	1000	500	<=300		
2.2	D				2000	1000	500	<=300	
2.55	E					2000	1000	500	<=300
---	---	a	b	c	d	e	f	g	h



C Range: 0 - 360 Deg

C Interval: 45.0 Deg

Test Speed: High

Temperature:

Operators:

Test Date: 2024/10/5 17:48:24

G Range: 0 - 90 Deg

G Interval: 1.0 Deg

Test System: Huipu CPM-2000B Goniophotometer

Humidity:

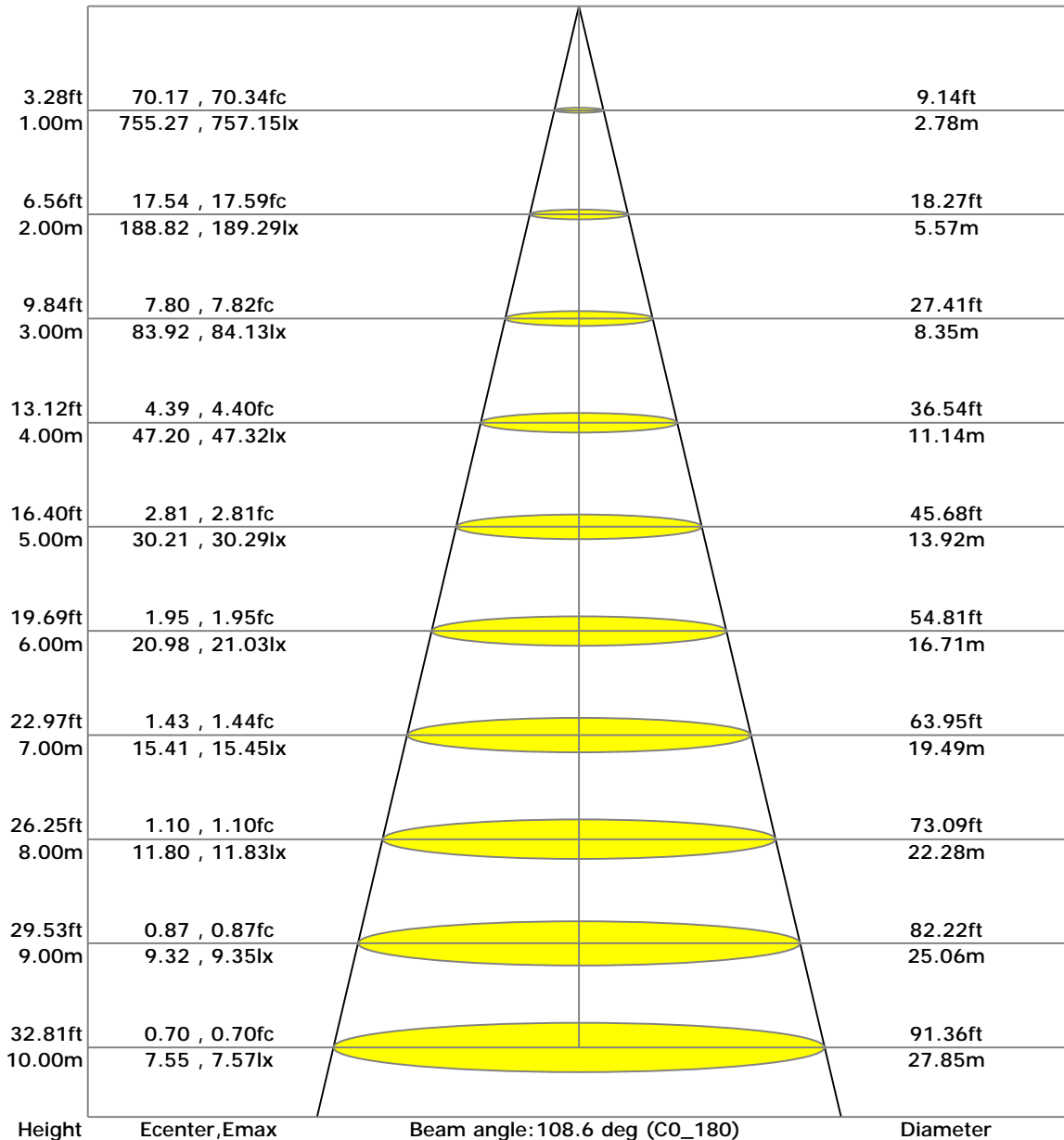
Test Distance: 6.25 m

Remarks:

Report No.:

Test Time: 2024/10/5 17:48:24

LX-DISTANCE DIAGRAM



C Range: 0 - 360 Deg

C Interval: 45.0 Deg

Test Speed: High

Temperature:

Operators:

Test Date: 2024/10/5 17:48:24

G Range: 0 - 90 Deg

G Interval: 1.0 Deg

Test System: Huipu CPM-2000B Goniophotometer

Humidity:

Test Distance: 6.25 m

Remarks:

Report No.:

Test Time: 2024/10/5 17:48:24

UGR(Unified Glare Rating) TABLE

RHOCC		70	70	50	50	30	70	70	50	50	30
RHOW		50	30	50	30	30	50	30	50	30	30
RHOF		20	20	20	20	20	20	20	20	20	20
Room Size X Y		Viewed Endwise					Viewed Crosswise				
2H	2H	23.08	23.80	22.88	23.88	24.02	23.11	23.83	22.91	23.91	24.05
	3H	22.78	23.44	22.66	23.57	23.77	22.81	23.46	22.68	23.59	23.79
	4H	22.58	23.21	22.50	23.36	23.59	22.60	23.23	22.52	23.38	23.61
	6H	22.35	22.94	22.31	23.12	23.39	22.37	22.96	22.33	23.14	23.41
	8H	22.23	22.80	22.22	22.99	23.28	22.25	22.82	22.24	23.01	23.30
	12H	22.11	22.66	22.12	22.86	23.17	22.13	22.67	22.14	22.88	23.19
4H	2H	24.34	24.96	24.25	25.11	25.35	24.45	25.07	24.36	25.22	25.46
	3H	24.06	24.61	24.08	24.82	25.13	24.17	24.71	24.18	24.92	25.23
	4H	23.86	24.36	23.93	24.60	24.95	23.96	24.46	24.03	24.70	25.05
	6H	23.62	24.06	23.75	24.34	24.74	23.72	24.16	23.85	24.44	24.84
	8H	23.49	23.90	23.65	24.19	24.62	23.59	24.00	23.75	24.29	24.72
	12H	23.36	23.74	23.55	24.05	24.50	23.46	23.84	23.65	24.15	24.60
8H	4H	24.21	24.78	24.20	24.97	25.26	24.36	24.93	24.35	25.12	25.41
	6H	23.52	23.86	23.75	24.19	24.67	23.67	24.01	23.89	24.34	24.82
	8H	23.39	23.70	23.65	24.04	24.55	23.54	23.84	23.80	24.19	24.70
	12H	23.26	23.52	23.55	23.89	24.42	23.41	23.67	23.70	24.04	24.57
12H	4H	23.64	24.02	23.83	24.33	24.78	23.79	24.17	23.99	24.48	24.93
	6H	23.40	23.71	23.66	24.06	24.56	23.55	23.86	23.81	24.21	24.71

C Range: 0 - 360 Deg

C Interval: 45.0 Deg

Test Speed: High

Temperature:

Operators:

Test Date: 2024/10/5 17:48:24

G Range: 0 - 90 Deg

G Interval: 1.0 Deg

Test System: Huipu CPM-2000B Goniophotometer

Humidity:

Test Distance: 6.25 m

Remarks:

Report No.:

Test Time: 2024/10/5 17:48:24

ZONAL LUMINOUS FLUX TABLE-1

Gamma [deg]	I _{mean} [cd]	Zonal Flux [lm]	Sum Flux [lm]	Zonal Flux [%]	Sum Flux [%]
0	751.72	0.00	0.00	0.00	0.00
5	749.60	17.94	17.94	0.89	0.89
10	741.44	53.19	71.12	2.63	3.52
15	725.82	86.65	157.78	4.29	7.81
20	705.06	117.20	274.98	5.80	13.61
25	677.46	143.87	418.85	7.12	20.73
30	643.67	165.48	584.33	8.19	28.92
35	604.43	181.47	765.80	8.98	37.90
40	558.84	191.04	956.85	9.45	47.35
45	506.94	193.51	1150.36	9.58	56.93
50	447.92	188.16	1338.51	9.31	66.24
55	384.54	175.57	1514.08	8.69	74.92
60	316.73	155.82	1669.90	7.71	82.63
65	247.11	130.26	1800.16	6.45	89.08
70	177.38	100.28	1900.44	4.96	94.04
75	111.11	68.19	1968.63	3.37	97.42
80	53.45	37.46	2006.08	1.85	99.27
85	13.74	13.20	2019.28	0.65	99.92
90	1.14	1.53	2020.81	0.08	100.00

C Range: 0 - 360 Deg
 C Interval: 45.0 Deg
 Test Speed: High
 Temperature:
 Operators:
 Test Date: 2024/10/5 17:48:24

G Range: 0 - 90 Deg
 G Interval: 1.0 Deg
 Test System: Huipu CPM-2000B Goniophotometer
 Humidity:
 Test Distance: 6.25 m
 Remarks:

Report No.:

Test Time: 2024/10/5 17:48:24

ZONAL LUMINOUS FLUX TABLE-2

γ	C0	C45	C90	C135	C180	C225	C270	C315	γ	φ zonal	φ total	%lum	%lamp
10	741.0	732.1	737.2	741.0	742.8	737.4	734.6	742.8	10	71.1	71.1	3.5	3.5
20	701.3	690.9	701.8	699.0	707.1	704.8	694.0	708.4	20	203.9	275.0	13.6	13.6
30	637.6	621.6	635.4	631.9	641.4	645.2	627.4	647.0	30	309.4	584.3	28.9	28.9
40	543.9	534.3	547.9	543.5	556.2	564.7	539.2	563.5	40	372.5	956.8	47.3	47.3
50	422.9	415.9	431.1	435.2	442.4	461.0	427.5	449.9	50	381.7	1338.5	66.2	66.2
60	295.9	272.8	297.9	293.8	309.6	334.8	303.6	317.0	60	331.4	1669.9	82.6	82.6
70	156.0	135.6	164.2	149.7	174.3	190.9	165.1	173.0	70	230.5	1900.4	94.0	94.0
80	32.9	34.6	38.9	39.2	45.0	62.8	39.8	56.3	80	105.6	2006.1	99.3	99.3
90	1.4	0.0	0.0	0.0	0.6	2.6	0.7	2.3	90	14.7	2020.8	100.0	100.0

Conical surface Flux(90deg) : 1150.4 lm

%lum = 56.9%

%lamp = 56.9%

Conical surface Flux(120deg) : 1669.9 lm

%lum = 82.6%

%lamp = 82.6%

C Range: 0 - 360 Deg

C Interval: 45.0 Deg

Test Speed: High

Temperature:

Operators:

Test Date: 2024/10/5 17:48:24

G Range: 0 - 90 Deg

G Interval: 1.0 Deg

Test System: Huipu CPM-2000B Goniophotometer

Humidity:

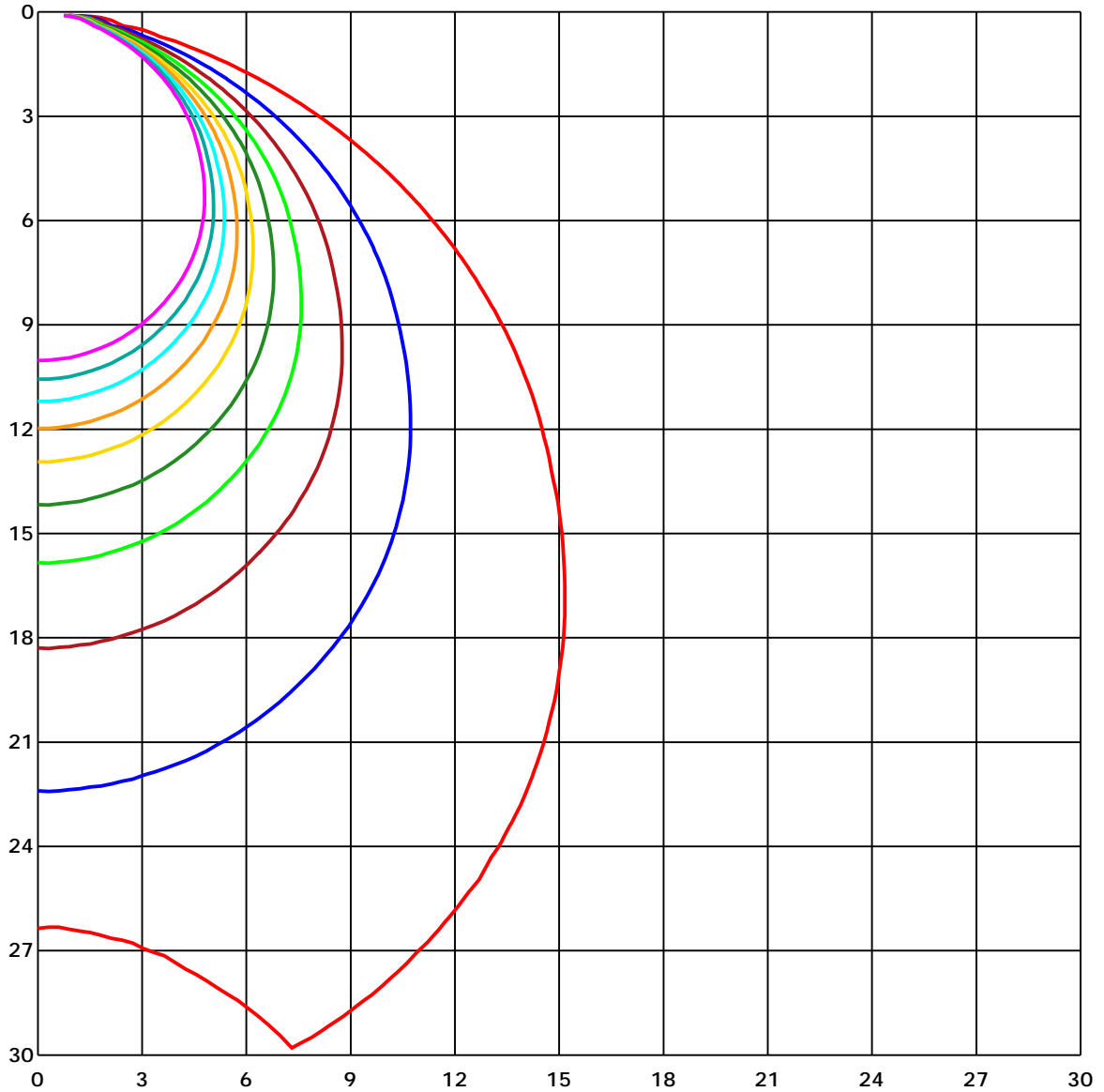
Test Distance: 6.25 m

Remarks:

Report No.:

Test Time: 2024/10/5 17:48:24

SPACE ISOLX DIAGRAM



Unit of illumination: lx

- | | |
|---------|---------|
| — 7.525 | — 3.763 |
| — 6.773 | — 3.01 |
| — 6.02 | — 2.258 |
| — 5.268 | — 1.505 |
| — 4.515 | — 0.753 |

C Range: 0 - 360 Deg

C Interval: 45.0 Deg

Test Speed: High

Temperature:

Operators:

Test Date: 2024/10/5 17:48:24

G Range: 0 - 90 Deg

G Interval: 1.0 Deg

Test System: Huipu CPM-2000B Goniophotometer

Humidity:

Test Distance: 6.25 m

Remarks:

Report No.:

Test Time: 2024/10/5 17:48:24

LUMINOUS DISTRIBUTION INTENSITY DATA

Gamma\C	C0	C45	C90	C135	C180	C225	C270	C315	C360
G0	755.27	747.03	750.86	753.71	755.27	747.03	750.86	753.71	755.27
G1	757.15	747.62	749.84	752.27	756.84	749.26	750.04	754.65	757.15
G2	755.0	745.35	750.2	752.81	754.96	747.58	748.44	752.73	755.0
G3	754.88	746.48	750.12	751.48	756.52	747.15	748.16	751.64	754.88
G4	752.77	744.26	748.32	750.39	754.02	747.62	747.58	751.84	752.77
G5	753.59	742.7	748.24	748.52	753.91	746.13	745.66	749.73	753.59
G6	750.0	740.82	745.31	747.34	750.9	743.95	744.1	751.6	750.0
G7	749.8	739.84	744.18	743.79	750.35	743.05	741.17	745.86	749.8
G8	745.7	737.58	741.8	742.7	748.4	741.95	741.13	744.49	745.7
G9	743.95	735.55	740.12	741.84	747.3	742.7	737.66	742.42	743.95
G10	740.98	732.07	737.19	740.98	742.81	737.38	734.57	742.81	740.98
G11	739.73	730.63	735.51	736.25	740.7	735.43	731.13	739.1	739.73
G12	736.64	726.21	732.54	731.56	737.73	731.72	728.95	736.88	736.64
G13	733.32	721.56	728.75	730.16	734.53	729.84	726.02	732.73	733.32
G14	728.2	716.25	726.41	725.51	730.04	727.23	722.81	730.08	728.2
G15	725.78	713.71	721.17	722.07	727.38	722.85	717.3	726.17	725.78
G16	720.59	708.98	719.26	715.94	723.63	719.3	714.06	722.62	720.59
G17	716.88	703.95	713.16	711.64	720.98	715.63	707.97	719.96	716.88
G18	711.05	699.14	709.8	708.48	714.1	711.95	705.04	714.73	711.05
G19	707.62	694.73	704.65	704.1	710.47	708.24	700.43	710.27	707.62
G20	701.33	690.86	701.76	698.98	707.11	704.84	694.02	708.44	701.33
G21	696.41	684.34	695.16	693.09	701.52	701.33	688.05	703.2	696.41
G22	689.69	679.02	690.16	686.48	695.16	694.3	682.11	697.5	689.69
G23	685.59	673.52	682.54	681.05	688.98	690.78	675.0	691.84	685.59
G24	678.44	665.59	677.97	675.23	683.52	684.22	669.06	685.66	678.44
G25	673.01	658.48	670.2	669.18	677.3	679.45	663.13	680.08	673.01
G26	665.98	651.48	665.0	660.9	669.84	672.89	656.99	673.79	665.98
G27	661.68	647.27	657.27	654.45	665.0	667.03	648.75	666.8	661.68
G28	651.52	637.54	651.17	647.58	657.62	658.87	643.95	659.69	651.52
G29	645.86	630.31	642.5	638.71	650.39	654.49	634.41	652.7	645.86
G30	637.62	621.6	635.43	631.91	641.45	645.23	627.38	646.95	637.62
G31	631.25	615.0	627.7	624.53	635.2	639.06	619.26	638.28	631.25
G32	622.58	605.86	621.05	616.91	627.27	632.19	612.27	631.64	622.58
G33	613.71	598.36	611.09	607.62	619.26	624.61	603.16	623.87	613.71
G34	604.69	588.13	603.95	598.79	610.66	616.48	596.76	615.98	604.69
G35	595.63	580.98	595.27	590.16	601.88	608.55	585.78	607.77	595.63
G36	584.92	572.77	585.86	582.15	593.24	601.25	577.46	599.02	584.92

C Range: 0 - 360 Deg

C Interval: 45.0 Deg

Test Speed: High

Temperature:

Operators:

Test Date: 2024/10/5 17:48:24

G Range: 0 - 90 Deg

G Interval: 1.0 Deg

Test System: Huipu CPM-2000B Goniophotometer

Humidity:

Test Distance: 6.25 m

Remarks:

Report No.:

Test Time: 2024/10/5 17:48:24

LUMINOUS DISTRIBUTION INTENSITY DATA(Continue 1)

GammaC	C0	C45	C90	C135	C180	C225	C270	C315	C360
G37	576.13	562.46	577.11	572.3	584.88	592.62	567.97	590.04	576.13
G38	564.8	553.52	567.23	563.16	574.92	583.13	558.63	582.46	564.8
G39	554.3	543.24	557.5	554.18	566.33	574.3	548.28	572.58	554.3
G40	543.87	534.26	547.85	543.48	556.17	564.69	539.18	563.52	543.87
G41	532.15	523.55	536.84	534.61	546.68	556.91	527.19	554.1	532.15
G42	519.69	512.85	527.23	525.86	536.29	546.09	517.5	543.71	519.69
G43	508.2	503.52	515.35	513.79	526.21	537.19	505.82	532.46	508.2
G44	495.82	491.09	504.02	505.16	515.94	526.8	495.0	521.68	495.82
G45	484.8	480.86	491.76	493.59	504.65	515.9	483.2	510.43	484.8
G46	471.84	467.93	481.33	482.58	492.34	505.63	471.72	499.26	471.84
G47	460.04	455.31	468.28	471.99	481.13	494.8	459.34	486.6	460.04
G48	445.78	442.81	456.17	459.41	468.01	483.63	448.75	475.27	445.78
G49	435.12	429.3	443.83	446.68	456.48	472.3	437.11	462.5	435.12
G50	422.85	415.94	431.05	435.2	442.42	460.98	427.46	449.88	422.85
G51	411.76	402.89	418.13	420.94	430.16	450.39	416.02	437.77	411.76
G52	400.66	387.89	404.84	407.81	417.73	438.16	405.08	424.45	400.66
G53	387.97	373.13	391.72	394.06	404.26	425.98	394.34	411.6	387.97
G54	375.2	359.77	378.98	379.38	390.35	413.13	381.17	398.36	375.2
G55	363.2	344.57	365.55	365.7	377.23	401.21	369.49	384.84	363.2
G56	349.65	330.12	351.64	351.8	363.48	388.79	356.17	371.72	349.65
G57	336.48	315.7	338.2	337.38	350.74	375.39	342.93	357.97	336.48
G58	322.66	301.05	324.73	322.3	336.99	361.52	330.04	344.53	322.66
G59	309.45	286.91	311.33	307.54	323.28	348.44	316.29	330.59	309.45
G60	295.9	272.77	297.85	293.79	309.65	334.77	303.63	316.95	295.9
G61	282.62	258.13	284.49	278.05	296.05	321.48	289.84	302.23	282.62
G62	268.36	243.09	271.91	264.41	281.91	306.68	276.02	288.59	268.36
G63	254.65	229.49	257.46	249.49	269.34	293.48	261.88	274.14	254.65
G64	240.2	215.86	244.18	235.43	255.2	278.28	248.28	259.45	240.2
G65	226.56	202.11	230.98	221.25	241.95	264.38	234.65	244.69	226.56
G66	211.95	187.89	217.38	206.72	228.32	248.75	220.51	230.31	211.95
G67	198.13	174.92	203.91	192.3	215.0	234.53	206.29	215.08	198.13
G68	183.87	160.74	191.25	178.75	201.52	219.3	193.24	201.33	183.87
G69	170.23	148.2	177.5	163.95	188.2	205.63	178.36	186.99	170.23
G70	155.98	135.59	164.22	149.73	174.3	190.9	165.12	173.05	155.98
G71	142.85	122.97	150.82	136.76	160.74	176.09	151.41	159.34	142.85
G72	129.3	109.41	137.93	123.87	147.19	162.34	138.16	146.29	129.3
G73	116.02	97.89	124.57	110.51	134.02	148.13	125.0	133.32	116.02

C Range: 0 - 360 Deg

C Interval: 45.0 Deg

Test Speed: High

Temperature:

Operators:

Test Date: 2024/10/5 17:48:24

G Range: 0 - 90 Deg

G Interval: 1.0 Deg

Test System: Huipu CPM-2000B Goniophotometer

Humidity:

Test Distance: 6.25 m

Remarks:

Report No.:

Test Time: 2024/10/5 17:48:24

LUMINOUS DISTRIBUTION INTENSITY DATA(Continue 2)

Gamma\C	C0	C45	C90	C135	C180	C225	C270	C315	C360	
G74	102.93	87.81	111.41	98.91	120.43	134.8	111.72	120.86	102.93	
G75	90.51	78.09	98.63	86.72	107.34	121.41	99.06	108.83	90.51	
G76	77.85	67.07	86.02	75.78	94.22	108.52	86.64	97.27	77.85	
G77	65.94	57.34	73.75	65.74	81.56	96.45	74.34	85.82	65.94	
G78	53.98	49.02	61.6	55.04	69.02	84.41	62.58	75.55	53.98	
G79	42.81	41.45	50.16	46.45	56.91	73.36	50.86	65.59	42.81	
G80	32.89	34.57	38.95	39.22	44.96	62.81	39.8	56.29	32.89	
G81	26.56	26.88	30.27	32.03	33.79	53.36	29.3	47.58	26.56	
G82	21.02	17.93	24.06	23.63	25.0	44.57	20.04	39.34	21.02	
G83	15.47	9.8	18.32	15.23	18.79	36.68	13.75	31.37	15.47	
G84	10.74	3.32	12.93	7.97	13.16	29.26	8.67	23.87	10.74	
G85	5.74	0.0	7.93	2.34	8.01	22.07	4.34	16.41	5.74	
G86	1.72	0.0	3.55	0.0	3.63	15.2	0.86	9.77	1.72	
G87	0.9	0.0	1.88	0.0	2.27	8.63	0.74	4.53	0.9	
G88	0.9	0.0	1.52	0.0	1.8	3.83	0.63	2.77	0.9	
G89	1.05	0.0	1.09	0.0	1.37	2.58	0.66	2.34	1.05	
G90	1.42	0.0	0.0	0.0	0.62	2.58	0.71	2.34	1.42	