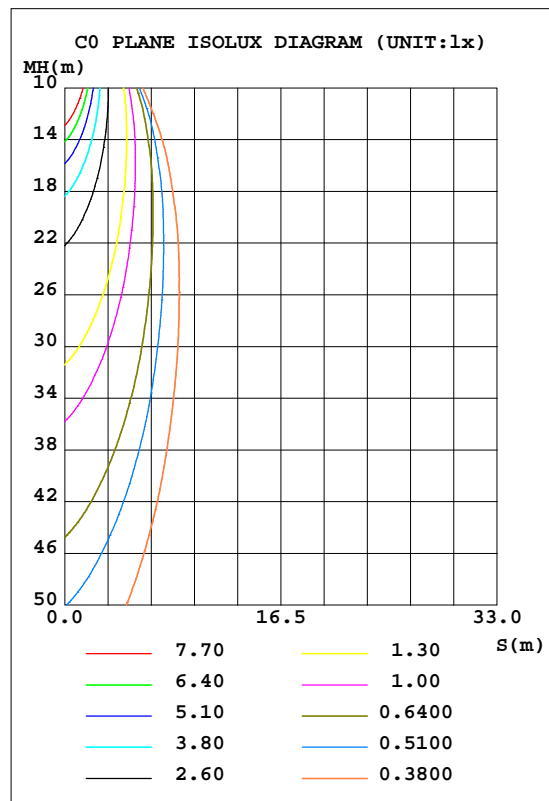
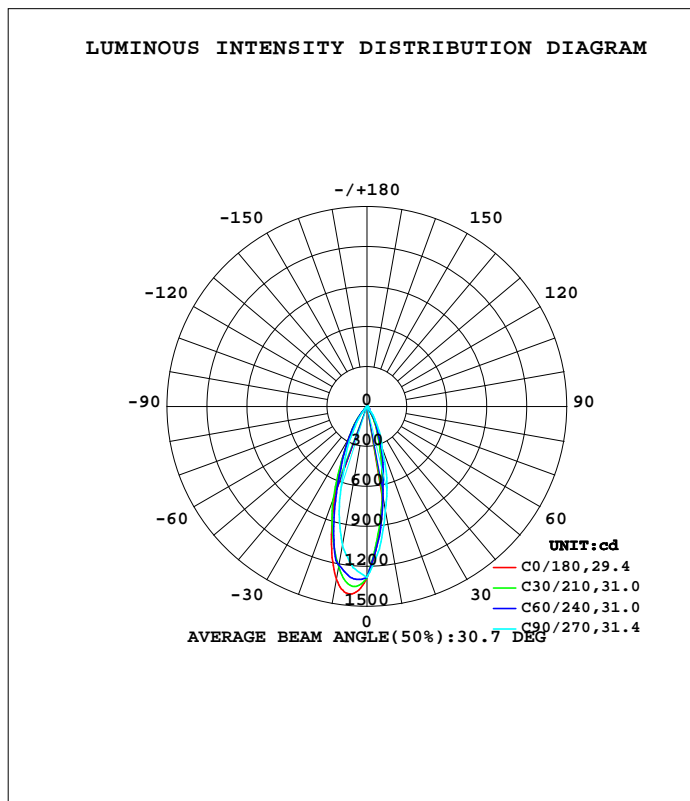


LUMINAIRE PHOTOMETRIC TEST REPORT

Test:U:220.28V I:0.0872A P:8.8132W PF:0.4588 Freq:50.00Hz Lamp Flux:494.78lx1 lm		
NAME: 6511	TYPE:	WEIGHT:0.24KG
SPEC.:10W	DIM.: ϕ 8.5*H8.5CM	SERIAL No.:01
MFR.: NORDECOR	SUR.:	Shielding Angle:24°

DATA OF LAMP		PHOTOMETRIC DATA Eff: 56.14 lm/W			
MODEL		I _{max} (cd)	1413	S/MH(C0/180)	0.67
NOMINAL POWER(W)		LOR(%)	100.0	S/MH(C90/270)	0.59
RATED VOLTAGE(V)		TOTAL FLUX(lm)	494.78	h UP, DN(C0-180)	0.0,44.1
NOMINAL FLUX(lm)	494.781	CIE CLASS	DIRECT	h UP, DN(C180-360)	0.0,55.9
LAMPS INSIDE	1	h up(%)	0.0	CIBSE SHR NOM	0.50
TEST VOLTAGE(V)	0	h down(%)	100.0	CIBSE SHR MAX	0.50



H(h) Range:-90 - 90DEG
 H(h) Interval: 1.0DEG
 Test Speed: HIGH
 Temperature:25.3DEG
 Operators:AED
 Test Date:2024-03-26

V(B) Range:-80 - 80DEG
 V(B) Interval: 5.0DEG
 Test System:EVERFINE GO-2000A_V1 SYSTEM V2.00.411
 Humidity:65.0%
 Test Distance:5.780m [K=1.0000]
 Remarks:

ZONAL FLUX DIAGRAM

ZONAL FLUX DIAGRAM:

g	C0	C45	C90	C135	C180	C225	C270	C315	g	F zone	F total	%lum,lamp
10	672.4	673.0	798.4	1018	1319	1227	1062	791.1	0- 10	103.0	103.0	20.8,20.8
20	263.6	284.1	333.7	514.0	703.8	691.0	507.8	355.0	10- 20	188.5	291.5	58.9,58.9
30	72.70	79.32	131.4	199.9	273.9	286.0	193.7	111.5	20- 30	132.7	424.3	85.7,85.7
40	5.135	4.585	16.42	47.04	59.12	77.56	20.90	4.131	30- 40	55.13	479.4	96.9,96.9
50	2.781	1.874	3.684	4.334	6.541	3.600	2.310	1.545	40- 50	8.747	488.2	98.7,98.7
60	2.233	1.587	2.416	2.506	3.966	1.915	1.848	1.361	50- 60	2.317	490.5	99.1,99.1
70	1.971	1.483	1.697	1.934	2.771	1.701	1.700	1.441	60- 70	1.861	492.3	99.5,99.5
80	1.760	1.268	1.272	1.460	2.104	1.634	1.520	1.407	70- 80	1.666	494.0	99.8,99.8
90	1.346	0	0	0	1.517	0	0	0	80- 90	0.7863	494.8	100,100
100									90-100			
110									100-110			
120									110-120			
130									120-130			
140									130-140			
150									140-150			
160									150-160			
170									160-170			
180									170-180			
DEG	LUMINOUS INTENSITY:cd									UNIT:lm		

Conical surface Flux(90deg): 485.81 lm

%lum = 98.2%
%lamp = 98.2%

Conical surface Flux(120deg): 490.47 lm

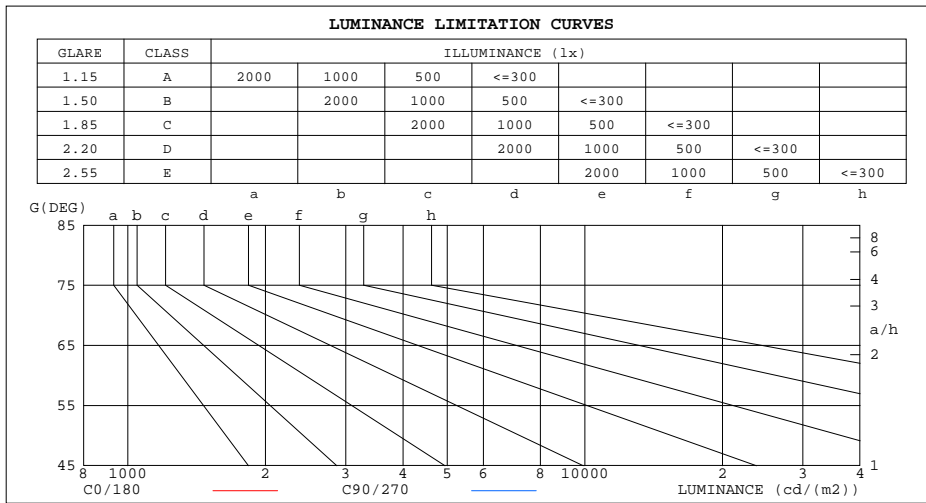
%lum = 99.1%
%lamp = 99.1%

H(β) Range:-90 - 90DEG
H(β) Interval: 1.0DEG
Test Speed: HIGH
Temperature:25.3DEG
Operators:AED
Test Date:2024-03-26

V(B) Range:-80 - 80DEG
V(B) Interval: 5.0DEG
Test System:EVERFINE GO-2000A_V1 SYSTEM V2.00.411
Humidity:65.0%
Test Distance:5.780m [K=1.0000]
Remarks:

LUMINANCE LIMITATION CURVES

Test:U:220.28V I:0.0872A P:8.8132W PF:0.4588 Freq:50.00Hz Lamp Flux:494.78lx1 lm		
NAME: 6511	TYPE:	WEIGHT:0.24KG
SPEC.:10W	DIM.: Φ 8.5*H8.5CM	SERIAL No.:01
MFR.: NORDECOR	SUR.:	Shielding Angle:24°



LUMINANCE cd/(m2)		
G(DEG)	C0/180	C90/270
85	166	0
80	101	73
75	73	57
70	58	50
65	49	49
60	45	48
55	43	54
50	43	57
45	46	147

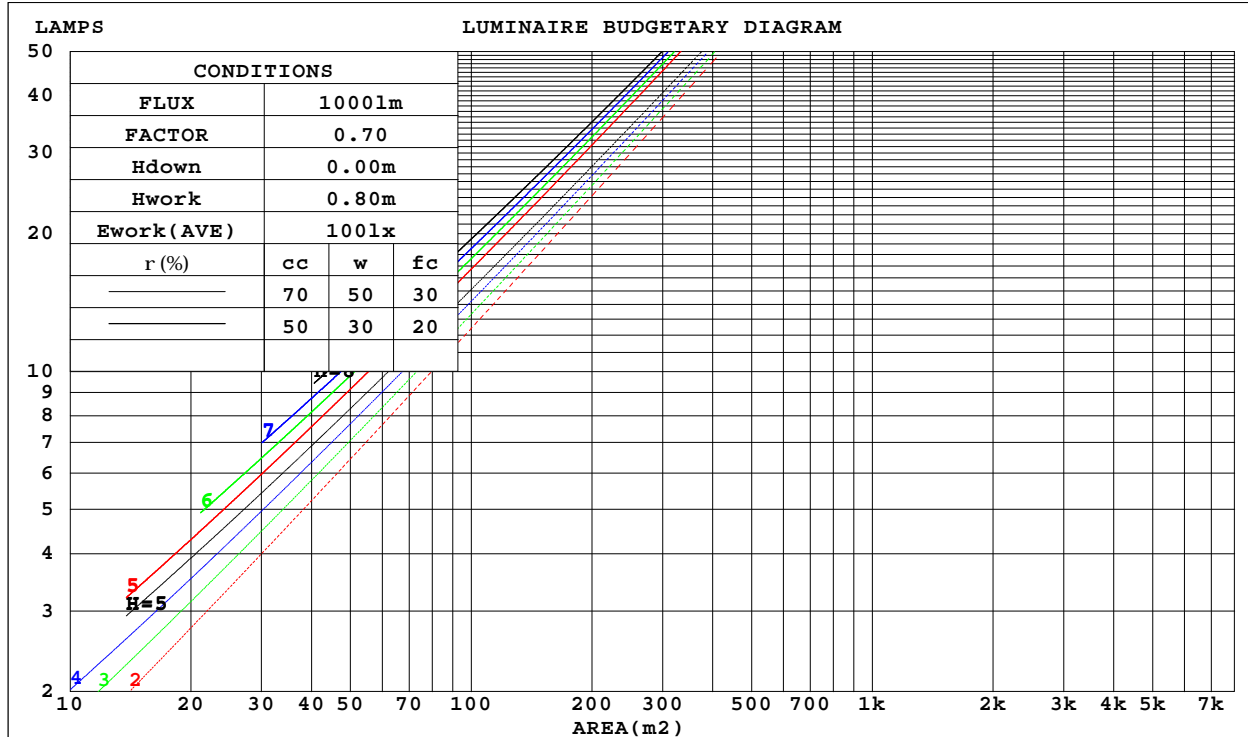
H(b) Range:-90 - 90DEG
H(b) Interval: 1.0DEG
Test Speed: HIGH
Temperature:25.3DEG
Operators:AED
Test Date:2024-03-26

V(B) Range:-80 - 80DEG
V(B) Interval: 5.0DEG
Test System:EVERFINE GO-2000A_V1 SYSTEM V2.00.411
Humidity:65.0%
Test Distance:5.780m [K=1.0000]
Remarks:

CU AND LUMINAIRE BUDGETARY ESTIMATE DIAGRAM

Test:U:220.28V I:0.0872A P:8.8132W PF:0.4588 Freq:50.00Hz Lamp Flux:494.78lx1 lm		
NAME: 6511	TYPE:	WEIGHT:0.24KG
SPEC.:10W	DIM.: ϕ 8.5*H8.5CM	SERIAL No.:01
MFR.: NORDECOR	SUR.:	Shielding Angle:24°

r _{cc}	80%			70%			50%			30%			10%			0
r _w	50%	30%	10%	50%	30%	10%	50%	30%	10%	50%	30%	10%	50%	30%	10%	0
r _{fc}	20%			20%			20%			20%			20%			0
RCR	RCR:Room Cavity Ratio						Coefficients of Utilization(CU)									
0.0	1.19	1.19	1.19	1.16	1.16	1.16	1.11	1.11	1.11	1.06	1.06	1.06	1.02	1.02	1.02	.00
1.0	1.12	1.09	1.07	1.10	1.08	1.06	1.06	1.04	1.03	1.02	1.01	.99	.98	.98	.97	.95
2.0	1.05	1.02	.99	1.04	1.00	.98	1.00	.98	.96	.97	.95	.93	.95	.93	.92	.90
3.0	.99	.95	.92	.98	.94	.91	.96	.92	.90	.93	.91	.88	.91	.89	.87	.85
4.0	.94	.90	.86	.93	.89	.85	.91	.87	.84	.89	.86	.84	.87	.85	.83	.81
5.0	.90	.85	.81	.89	.84	.81	.87	.83	.80	.86	.82	.79	.84	.81	.79	.77
6.0	.85	.80	.77	.85	.80	.77	.83	.79	.76	.82	.78	.76	.81	.78	.75	.74
7.0	.82	.77	.73	.81	.76	.73	.80	.76	.72	.79	.75	.72	.78	.74	.72	.71
8.0	.78	.73	.70	.78	.73	.69	.77	.72	.69	.76	.72	.69	.75	.71	.69	.67
9.0	.75	.70	.67	.74	.70	.66	.74	.69	.66	.73	.69	.66	.72	.68	.66	.65
10.0	.72	.67	.64	.71	.67	.64	.71	.66	.63	.70	.66	.63	.69	.66	.63	.62



H_(b) Range:-90 - 90DEG
 H_(b) Interval: 1.0DEG
 Test Speed: HIGH
 Temperature:25.3DEG
 Operators:AED
 Test Date:2024-03-26

V(B) Range:-80 - 80DEG
 V(B) Interval: 5.0DEG
 Test System:EVERFINE GO-2000A_V1 SYSTEM V2.00.411
 Humidity:65.0%
 Test Distance:5.780m [K=1.0000]
 Remarks:

WEC AND CCEC

Test:U:220.28V I:0.0872A P:8.8132W PF:0.4588 Freq:50.00Hz Lamp Flux:494.781x1 lm		
NAME: 6511	TYPE:	WEIGHT:0.24KG
SPEC.:10W	DIM.: Φ 8.5*H8.5CM	SERIAL No.:01
MFR.: NORDECOR	SUR.:	Shielding Angle:24°

rcc	80%			70%			50%			30%			10%			0
r _w	50%	30%	10%	50%	30%	10%	50%	30%	10%	50%	30%	10%	50%	30%	10%	0
r _{fc}	20%			20%			20%			20%			20%			0
RCR	RCR:Room Cavity Ratio						Wall Exitance Coefficients(WEC)									
0.0																
1.0	.160	.091	.029	.153	.087	.028	.141	.081	.026	.129	.074	.024	.118	.069	.022	
2.0	.150	.082	.025	.144	.080	.024	.134	.074	.023	.124	.070	.022	.115	.065	.021	
3.0	.141	.075	.022	.136	.073	.022	.128	.069	.021	.119	.065	.020	.112	.062	.019	
4.0	.133	.069	.020	.129	.068	.020	.122	.065	.019	.115	.062	.019	.108	.059	.018	
5.0	.126	.064	.019	.123	.063	.018	.116	.061	.018	.110	.058	.017	.105	.056	.017	
6.0	.120	.060	.017	.117	.059	.017	.112	.057	.017	.106	.055	.016	.101	.053	.016	
7.0	.115	.057	.016	.112	.056	.016	.107	.054	.016	.102	.053	.015	.098	.051	.015	
8.0	.110	.054	.015	.107	.053	.015	.103	.051	.015	.099	.050	.014	.095	.049	.014	
9.0	.105	.051	.014	.103	.050	.014	.099	.049	.014	.095	.048	.014	.092	.047	.013	
10.0	.101	.048	.013	.099	.048	.013	.095	.047	.013	.092	.046	.013	.089	.045	.013	

rcc	80%			70%			50%			30%			10%			0
r _w	50%	30%	10%	50%	30%	10%	50%	30%	10%	50%	30%	10%	50%	30%	10%	0
r _{fc}	20%			20%			20%			20%			20%			0
RCR	RCR:Room Cavity Ratio						Ceiling Cavity Exitance Coefficients(CCEC)									
0.0	.190	.190	.190	.163	.163	.163	.111	.111	.111	.064	.064	.064	.020	.020	.020	
1.0	.170	.157	.146	.145	.135	.126	.099	.093	.087	.057	.054	.051	.018	.017	.016	
2.0	.153	.133	.115	.131	.114	.100	.090	.079	.069	.052	.046	.041	.017	.015	.013	
3.0	.140	.113	.093	.120	.098	.080	.082	.068	.056	.047	.040	.033	.015	.013	.011	
4.0	.128	.098	.076	.110	.085	.066	.076	.059	.046	.044	.035	.027	.014	.011	.009	
5.0	.119	.086	.063	.102	.075	.054	.070	.052	.038	.041	.031	.023	.013	.010	.008	
6.0	.111	.077	.053	.095	.067	.046	.066	.047	.032	.038	.027	.019	.012	.009	.006	
7.0	.104	.069	.045	.089	.060	.039	.062	.042	.028	.036	.025	.016	.012	.008	.005	
8.0	.098	.062	.038	.084	.054	.033	.058	.038	.024	.034	.022	.014	.011	.007	.005	
9.0	.092	.057	.033	.079	.050	.029	.055	.035	.021	.032	.021	.012	.010	.007	.004	
10.0	.088	.053	.029	.076	.046	.026	.052	.032	.018	.031	.019	.011	.010	.006	.004	

H_(b) Range:-90 - 90DEG
H_(b) Interval: 1.0DEG
Test Speed: HIGH
Temperature:25.3DEG
Operators:AED
Test Date:2024-03-26

V(B) Range:-80 - 80DEG
V(B) Interval: 5.0DEG
Test System:EVERFINE GO-2000A_V1 SYSTEM V2.00.411
Humidity:65.0%
Test Distance:5.780m [K=1.0000]
Remarks:

UGR(Unified Glare Rating) Table

Test:U:220.28V I:0.0872A P:8.8132W PF:0.4588 Freq:50.00Hz Lamp Flux:494.78lx1 lm										
NAME: 6511					TYPE:			WEIGHT:0.24KG		
SPEC.:10W					DIM.: ϕ 8.5*H8.5CM			SERIAL No.:01		
MFR.: NORDECOR					SUR.:			Shielding Angle:24°		
ceiling/cavity	0.7	0.7	0.5	0.5	0.3	0.7	0.7	0.5	0.5	0.3
walls	0.5	0.3	0.5	0.3	0.3	0.5	0.3	0.5	0.3	0.3
working plane	0.2	0.2	0.2	0.2	0.2	0.2	0.2	0.2	0.2	0.2
Room dimensions	Viewed crosswise					Viewed endwise				
x = 2H y = 2H	-4.4	-3.6	-4.2	-3.5	-3.3	1.0	1.8	1.2	1.9	2.1
3H	-3.6	-2.9	-3.4	-2.7	-2.5	1.1	1.8	1.3	2.0	2.2
4H	-2.9	-2.2	-2.6	-2.0	-1.8	1.2	1.9	1.4	2.1	2.3
6H	-1.8	-1.1	-1.5	-0.9	-0.7	1.4	2.0	1.7	2.3	2.5
8H	-1.2	-0.5	-0.9	-0.3	-0.0	1.4	2.1	1.7	2.3	2.6
12H	-0.4	0.2	-0.1	0.5	0.7	1.4	2.0	1.7	2.3	2.6
4H 2H	-4.4	-3.7	-4.1	-3.5	-3.3	0.8	1.5	1.1	1.7	1.9
3H	-3.3	-2.7	-3.0	-2.4	-2.2	1.0	1.6	1.3	1.8	2.1
4H	-2.4	-1.8	-2.0	-1.5	-1.2	1.2	1.7	1.5	2.0	2.3
6H	-1.0	-0.5	-0.6	-0.1	0.2	1.6	2.1	1.9	2.4	2.7
8H	-0.2	0.3	0.2	0.6	1.0	1.7	2.1	2.1	2.5	2.8
12H	0.7	1.2	1.1	1.5	1.9	1.6	2.1	2.0	2.4	2.8
8H 4H	-2.0	-1.5	-1.6	-1.2	-0.8	1.2	1.7	1.6	2.0	2.4
6H	-0.3	0.0	0.1	0.4	0.8	1.8	2.1	2.2	2.5	3.0
8H	0.7	1.0	1.1	1.4	1.8	1.9	2.3	2.4	2.7	3.1
12H	1.8	2.1	2.2	2.5	3.0	1.9	2.2	2.4	2.7	3.1
12H 4H	-1.9	-1.5	-1.5	-1.1	-0.7	1.2	1.7	1.6	2.0	2.4
6H	-0.2	0.2	0.3	0.6	1.0	1.8	2.2	2.3	2.6	3.0
8H	0.9	1.2	1.4	1.7	2.1	2.1	2.3	2.5	2.8	3.3
Variations with the observer position at spacings:										
S = 1.0H	+ 0.3 / - 0.2					+ 3.2 / - 2.4				
1.5H	+ 0.5 / - 0.4					+ 5.5 / - 2.6				
2.0H	+ 0.5 / - 0.5					+ 2.3 / - 0.6				

CIE Pub.117, 494.8 lm Total Lamp Luminous Flux Correct (8log(F/F0) = -2.4)
Area: 0.1 m2

H_(b) Range:-90 - 90DEG
H_(b) Interval: 1.0DEG
Test Speed: HIGH
Temperature:25.3DEG
Operators:AED
Test Date:2024-03-26

V(B) Range:-80 - 80DEG
V(B) Interval: 5.0DEG
Test System:EVERFINE GO-2000A_V1 SYSTEM V2.00.411
Humidity:65.0%
Test Distance:5.780m [K=1.0000]
Remarks:

UTILIZATION FACTORS TABLE

Test:U:220.28V I:0.0872A P:8.8132W PF:0.4588 Freq:50.00Hz Lamp Flux:494.78lx1 lm		
NAME: 6511	TYPE:	WEIGHT:0.24KG
SPEC.:10W	DIM.: Φ 8.5*H8.5CM	SERIAL No.:01
MFR.: NORDECOR	SUR.:	Shielding Angle:24°

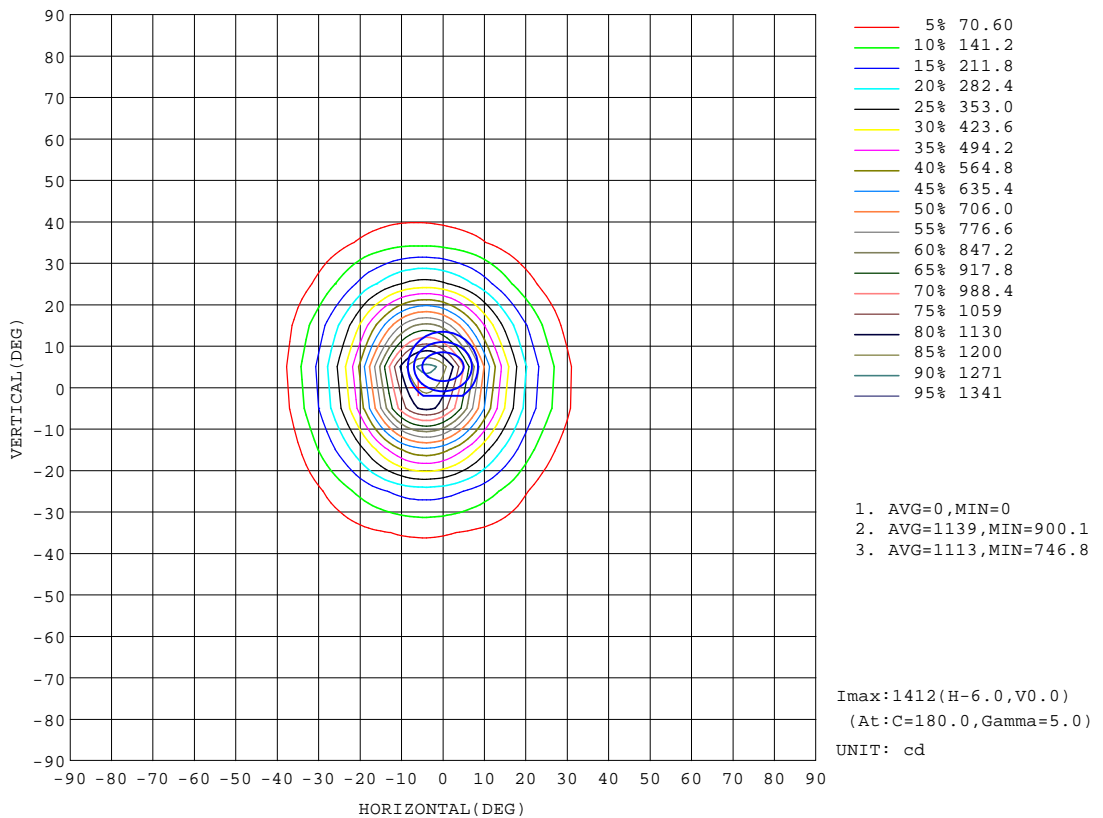
REFLECTANCE										
Ceiling	0.8	0.8	0.8	0.7	0.7	0.7	0.5	0.5	0.5	0
Walls	0.7	0.5	0.3	0.7	0.5	0.3	0.7	0.5	0.3	0
Working plane	0.2	0.2	0.2	0.2	0.2	0.2	0.2	0.2	0.2	0
ROOM INDEX	UTILIZATION FACTORS(PERCENT) $k(RI) \times RCR = 5$									
k = 0.60	90	84	80	89	84	80	88	83	80	77
0.80	97	91	88	96	91	88	95	90	87	84
1.00	101	95	92	100	95	92	98	95	91	88
1.25	104	100	96	103	99	96	101	98	95	91
1.50	107	102	99	106	102	99	104	100	98	93
2.00	109	105	102	108	104	101	105	102	100	95
2.50	111	107	104	109	106	103	106	104	102	96
3.00	112	109	106	110	108	105	107	105	103	97
4.00	114	112	109	112	110	108	109	107	105	98
5.00	115	113	112	113	111	110	109	108	107	99
ROOM INDEX	UF(total)									Direct
According to DIN EN 13032-2 2004	Suspended							SHRNOM = 1.25		

H(β) Range:-90 - 90DEG
H(β) Interval: 1.0DEG
Test Speed: HIGH
Temperature:25.3DEG
Operators:AED
Test Date:2024-03-26

V(B) Range:-80 - 80DEG
V(B) Interval: 5.0DEG
Test System:EVERFINE GO-2000A_V1 SYSTEM V2.00.411
Humidity:65.0%
Test Distance:5.780m [K=1.0000]
Remarks:

ISOCANDELA DIAGRAM

Test:U:220.28V I:0.0872A P:8.8132W PF:0.4588 Freq:50.00Hz Lamp Flux:494.78lx1 lm		
NAME: 6511	TYPE:	WEIGHT:0.24KG
SPEC.:10W	DIM.: ϕ 8.5*H8.5CM	SERIAL No.:01
MFR.: NORDECOR	SUR.:	Shielding Angle:24°



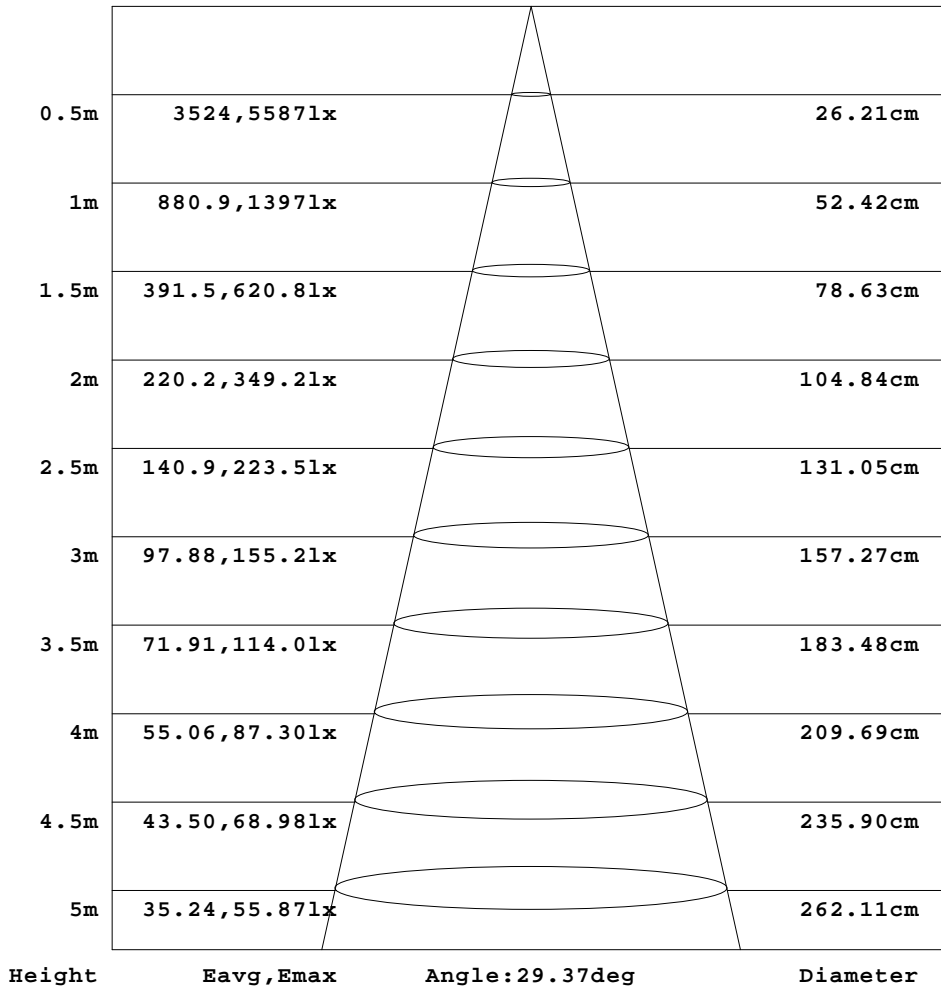
H(β) Range:-90 - 90DEG
 H(β) Interval: 1.0DEG
 Test Speed: HIGH
 Temperature:25.3DEG
 Operators:AED
 Test Date:2024-03-26

V(B) Range:-80 - 80DEG
 V(B) Interval: 5.0DEG
 Test System:EVERFINE GO-2000A_V1 SYSTEM V2.00.411
 Humidity:65.0%
 Test Distance:5.780m [K=1.0000]
 Remarks:

AAI Figure

Test:U:220.28V I:0.0872A P:8.8132W PF:0.4588 Freq:50.00Hz Lamp Flux:494.78lx1 lm		
NAME: 6511	TYPE:	WEIGHT:0.24KG
SPEC.:10W	DIM.: ϕ 8.5*H8.5CM	SERIAL No.:01
MFR.: NORDECOR	SUR.:	Shielding Angle:24°

Flux out:198.7 lm



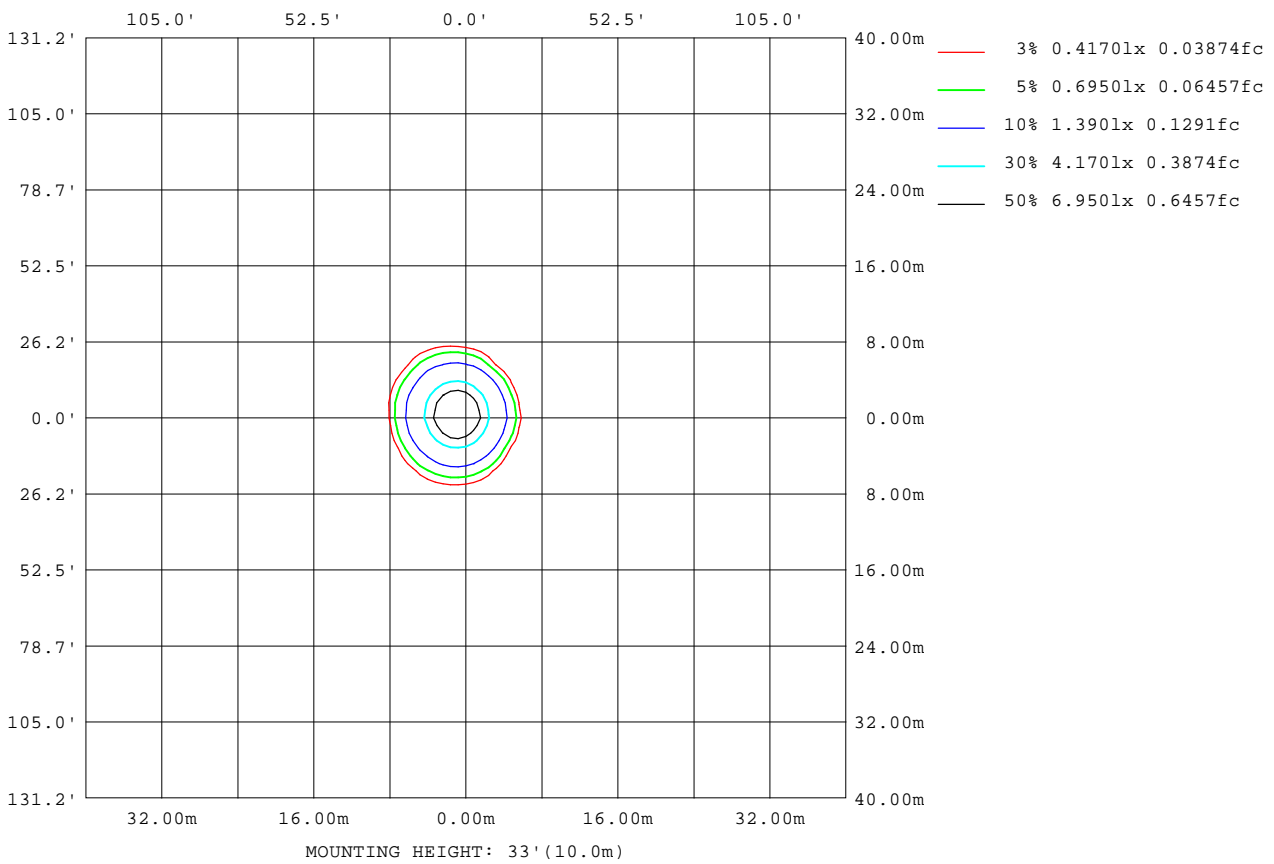
Note:The Curves indicate the illuminated area and the average illumination when the luminaire is at different distance.

H(b) Range:-90 - 90DEG
H(b) Interval: 1.0DEG
Test Speed: HIGH
Temperature:25.3DEG
Operators:AED
Test Date:2024-03-26

V(B) Range:-80 - 80DEG
V(B) Interval: 5.0DEG
Test System:EVERFINE GO-2000A_V1 SYSTEM V2.00.411
Humidity:65.0%
Test Distance:5.780m [K=1.0000]
Remarks:

ISOLUX DIAGRAM

Test:U:220.28V I:0.0872A P:8.8132W PF:0.4588 Freq:50.00Hz Lamp Flux:494.78lx1 lm		
NAME: 6511	TYPE:	WEIGHT:0.24KG
SPEC.:10W	DIM.: Φ 8.5*H8.5CM	SERIAL No.:01
MFR.: NORDECOR	SUR.:	Shielding Angle:24°



H(β) Range:-90 - 90DEG
H(β) Interval: 1.0DEG
Test Speed: HIGH
Temperature:25.3DEG
Operators:AED
Test Date:2024-03-26

V(B) Range:-80 - 80DEG
V(B) Interval: 5.0DEG
Test System:EVERFINE GO-2000A_V1 SYSTEM V2.00.411
Humidity:65.0%
Test Distance:5.780m [K=1.0000]
Remarks:

LED Avg.L Report

Test:U:220.28V I:0.0872A P:8.8132W PF:0.4588 Freq:50.00Hz Lamp Flux:494.781x1 lm		
NAME: 6511	TYPE:	WEIGHT:0.24KG
SPEC.:10W	DIM.: ϕ 8.5*H8.5CM	SERIAL No.:01
MFR.: NORDECOR	SUR.:	Shielding Angle:24°

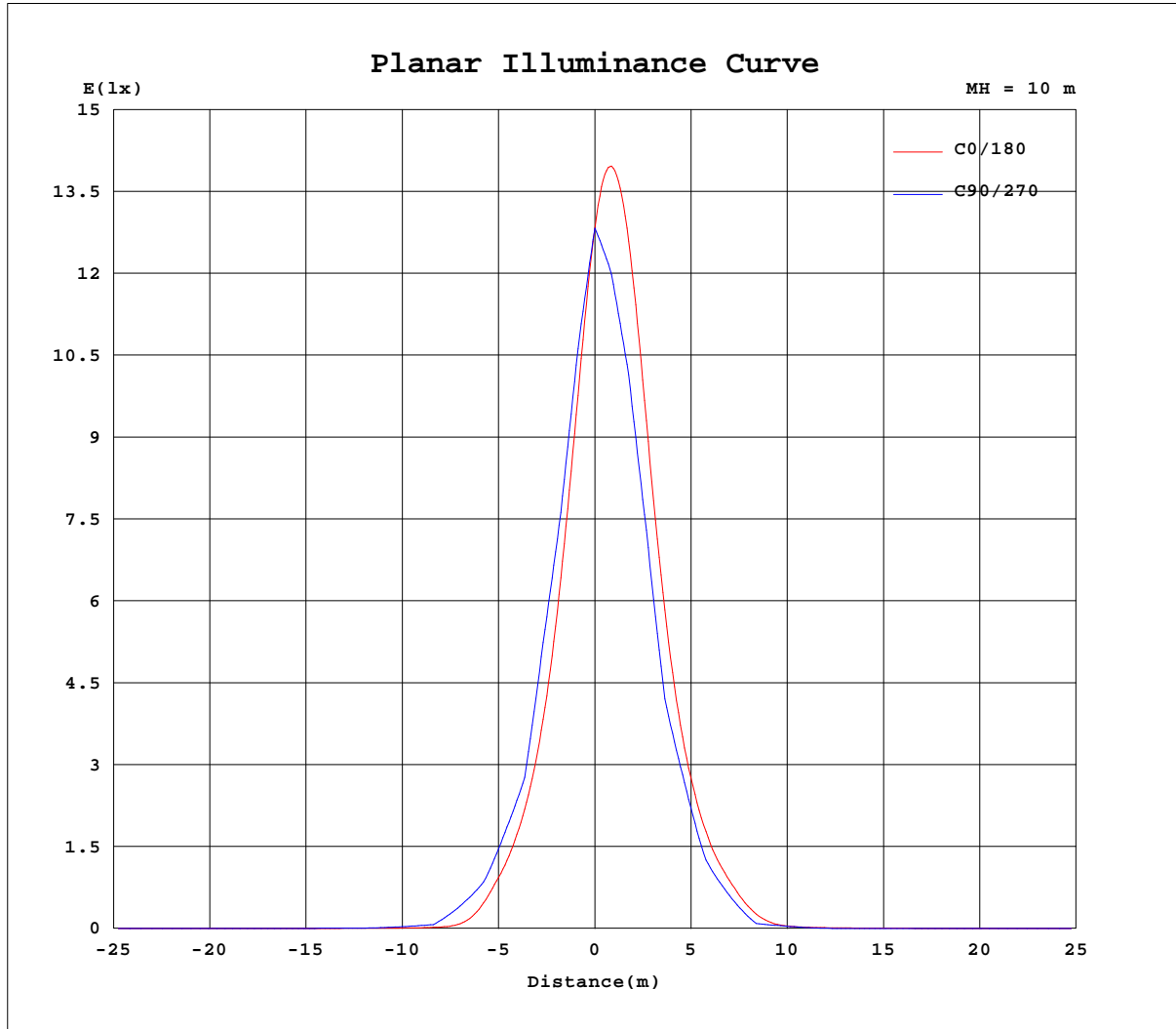
AvgL	cd/m2
L_0~180(65)av	63
L_0~180(75)av	83
L_0~180(85)av	185
L_90~270(65)av	46
L_90~270(75)av	60
L_90~270(85)av	0
L_45(65)av	41
L_45(75)av	61
L_45(85)av	64

Standard: GB/T 29293-2012

H(β) Range:-90 - 90DEG
 H(β) Interval: 1.0DEG
 Test Speed: HIGH
 Temperature:25.3DEG
 Operators:AED
 Test Date:2024-03-26

V(B) Range:-80 - 80DEG
 V(B) Interval: 5.0DEG
 Test System:EVERFINE GO-2000A_V1 SYSTEM V2.00.411
 Humidity:65.0%
 Test Distance:5.780m [K=1.0000]
 Remarks:

Planar Illuminance Curve



H(β) Range:-90 - 90DEG
 H(β) Interval: 1.0DEG
 Test Speed: HIGH
 Temperature:25.3DEG
 Operators:AED
 Test Date:2024-03-26

V(B) Range:-80 - 80DEG
 V(B) Interval: 5.0DEG
 Test System:EVERFINE GO-2000A_V1 SYSTEM V2.00.411
 Humidity:65.0%
 Test Distance:5.780m [K=1.0000]
 Remarks:

LUMINOUS DISTRIBUTION INTENSITY DATA

Test:U:220.28V I:0.0872A P:8.8132W PF:0.4588 Freq:50.00Hz Lamp Flux:494.781x1 lm		
NAME: 6511	TYPE:	WEIGHT:0.24KG
SPEC.:10W	DIM.: ϕ 8.5*H8.5CM	SERIAL No.:01
MFR.: NORDECOR	SUR.:	Shielding Angle:24°

Table--1

UNIT: cd

C(DEG) g (DEG)	0	5	10	15	20	25	30	35	40	45	50	55	60	65	70	75	80	85	90
0	1283	1283	1283	1283	1283	1283	1283	1283	1283	1283	1283	1283	1283	1283	1283	1283	1283	1283	1283
5	988	978	970	965	962	962	963	966	971	977	985	994	1003	1013	1024	1036	1048	1060	1074
10	672	664	659	658	660	666	674	671	671	673	678	685	694	706	720	737	756	776	798
15	426	421	421	426	430	423	419	416	415	425	439	454	472	490	508	526	545	563	582
20	264	262	264	266	259	253	251	261	272	284	292	295	299	304	307	311	316	323	334
25	156	157	161	156	150	149	154	162	162	164	166	172	181	191	201	210	219	228	237
30	72.7	75.8	78.2	70.3	68.6	72.7	71.7	65.6	65.2	79.3	92.1	102	106	111	116	119	121	125	131
35	16.2	18.8	18.7	15.6	19.6	20.9	14.9	15.8	23.4	28.6	29.0	27.5	38.9	51.4	60.3	64.8	68.0	71.5	75.5
40	5.14	5.44	5.01	4.89	5.15	4.32	4.58	5.36	5.31	4.59	6.81	11.4	16.8	20.0	20.2	18.0	15.9	15.3	16.4
45	3.24	3.15	2.86	2.75	2.51	2.41	2.50	2.19	2.31	2.73	3.12	3.35	3.66	4.57	5.55	6.62	7.85	9.17	10.4
50	2.78	2.67	2.45	2.23	2.03	1.91	1.79	1.83	1.86	1.87	2.03	2.31	2.74	3.07	3.30	3.43	3.51	3.55	3.68
55	2.46	2.35	2.18	1.92	1.76	1.60	1.56	1.51	1.62	1.74	1.83	1.95	2.07	2.22	2.37	2.55	2.75	2.92	3.09
60	2.23	2.13	1.92	1.71	1.53	1.45	1.38	1.45	1.51	1.59	1.69	1.78	1.87	1.96	2.05	2.14	2.23	2.32	2.42
65	2.09	1.97	1.73	1.54	1.42	1.37	1.39	1.42	1.48	1.54	1.59	1.63	1.67	1.73	1.80	1.86	1.93	2.00	2.07
70	1.97	1.82	1.60	1.44	1.36	1.36	1.40	1.44	1.47	1.48	1.49	1.51	1.52	1.54	1.57	1.59	1.62	1.65	1.70
75	1.88	1.64	1.45	1.37	1.37	1.39	1.41	1.39	1.40	1.39	1.37	1.38	1.37	1.37	1.38	1.40	1.42	1.44	1.47
80	1.76	1.47	1.33	1.34	1.34	1.33	1.33	1.30	1.28	1.27	1.25	1.23	1.22	1.21	1.21	1.21	1.21	1.23	1.27
85	1.45	1.16	1.18	1.14	1.14	1.15	1.15	0.87	0.66	0.49	0.36	0.26	0.18	0.12	0.08	0.04	0.02	0.00	0.00
90	1.35	0.00	0.00	0.00	0.00	0.00	0.00	0.00	0.00	0.00	0.00	0.00	0.00	0.00	0.00	0.00	0.00	0.00	0.00

H(B) Range:-90 - 90DEG
H(B) Interval: 1.0DEG
Test Speed: HIGH
Temperature:25.3DEG
Operators:AED
Test Date:2024-03-26

V(B) Range:-80 - 80DEG
V(B) Interval: 5.0DEG
Test System:EVERFINE GO-2000A_V1 SYSTEM V2.00.411
Humidity:65.0%
Test Distance:5.780m [K=1.0000]
Remarks:

LUMINOUS DISTRIBUTION INTENSITY DATA

Test:U:220.28V I:0.0872A P:8.8132W PF:0.4588 Freq:50.00Hz Lamp Flux:494.78lx1 lm		
NAME: 6511	TYPE:	WEIGHT:0.24KG
SPEC.:10W	DIM.: ϕ 8.5*H8.5CM	SERIAL No.:01
MFR.: NORDECOR	SUR.:	Shielding Angle:24°

Table--2

UNIT: cd

C(DEG) g (DEG)	95	100	105	110	115	120	125	130	135	140	145	150	155	160	165	170	175	180	185
0	1283	1283	1283	1283	1283	1283	1283	1283	1283	1283	1283	1283	1283	1283	1283	1283	1283	1283	1283
5	1088	1102	1117	1132	1148	1164	1181	1199	1217	1236	1256	1276	1297	1320	1342	1366	1389	1413	1402
10	822	847	873	898	924	949	972	995	1018	1040	1062	1083	1114	1148	1186	1227	1271	1319	1294
15	601	620	641	663	685	708	732	756	781	803	815	825	834	844	879	923	974	1033	999
20	348	366	388	412	437	460	478	495	514	537	559	581	581	578	577	608	652	704	673
25	246	255	263	272	279	285	291	302	320	331	337	358	378	384	375	376	407	445	422
30	139	148	158	167	175	182	187	193	200	207	213	214	224	241	242	233	248	274	257
35	79.7	84.2	89.0	93.9	98.7	103	107	111	111	113	123	128	121	126	145	133	136	161	146
40	19.3	23.7	29.4	35.6	41.9	47.7	51.0	51.5	47.0	45.2	43.5	44.9	42.7	38.1	45.5	45.4	41.8	59.1	48.6
45	11.3	11.8	11.9	11.5	10.6	9.63	12.2	15.8	14.1	12.0	9.68	9.78	9.52	9.56	9.38	11.2	10.00	13.2	11.0
50	4.02	4.56	5.17	5.59	5.69	5.52	5.21	4.85	4.33	4.34	4.20	4.12	4.18	4.58	4.98	5.70	5.79	6.54	6.03
55	3.22	3.31	3.37	3.39	3.36	3.31	3.33	3.28	2.96	2.78	2.68	2.69	2.81	3.08	3.63	4.05	4.50	4.90	4.66
60	2.51	2.60	2.69	2.74	2.75	2.74	2.68	2.61	2.51	2.37	2.21	2.14	2.17	2.32	2.68	3.14	3.66	3.97	3.85
65	2.13	2.18	2.23	2.27	2.29	2.30	2.29	2.24	2.17	2.09	2.01	1.91	1.83	1.89	2.08	2.51	3.00	3.25	3.15
70	1.73	1.77	1.81	1.86	1.90	1.93	1.94	1.94	1.93	1.93	1.86	1.79	1.73	1.69	1.78	2.06	2.46	2.77	2.57
75	1.51	1.52	1.55	1.57	1.61	1.64	1.67	1.69	1.71	1.71	1.71	1.71	1.67	1.61	1.60	1.74	2.09	2.39	2.19
80	1.27	1.28	1.31	1.30	1.36	1.38	1.41	1.44	1.46	1.49	1.51	1.55	1.56	1.56	1.54	1.52	1.75	2.10	1.82
85	0.00	0.02	0.05	0.08	0.13	0.20	0.29	0.40	0.54	0.73	0.94	1.26	1.33	1.34	1.42	1.46	1.43	1.78	1.43
90	0.00	0.00	0.00	0.00	0.00	0.00	0.00	0.00	0.00	0.00	0.00	0.00	0.00	0.00	0.00	0.00	0.00	1.52	0.00

H(β) Range:-90 - 90DEG
H(β) Interval: 1.0DEG
Test Speed: HIGH
Temperature:25.3DEG
Operators:AED
Test Date:2024-03-26

V(B) Range:-80 - 80DEG
V(B) Interval: 5.0DEG
Test System:EVERFINE GO-2000A_V1 SYSTEM V2.00.411
Humidity:65.0%
Test Distance:5.780m [K=1.0000]
Remarks:

LUMINOUS DISTRIBUTION INTENSITY DATA

Test:U:220.28V I:0.0872A P:8.8132W PF:0.4588 Freq:50.00Hz Lamp Flux:494.78lx1 lm		
NAME: 6511	TYPE:	WEIGHT:0.24KG
SPEC.:10W	DIM.: ϕ 8.5*H8.5CM	SERIAL No.:01
MFR.: NORDECOR	SUR.:	Shielding Angle:24°

Table--3

UNIT: cd

C(DEG) g (DEG)	190	195	200	205	210	215	220	225	230	235	240	245	250	255	260	265	270	275	280
0	1283	1283	1283	1283	1283	1283	1283	1283	1283	1283	1283	1283	1283	1283	1283	1283	1283	1283	1283
5	1392	1381	1371	1361	1351	1342	1333	1322	1313	1303	1292	1281	1269	1256	1243	1227	1212	1195	1179
10	1273	1254	1240	1230	1222	1225	1226	1227	1224	1218	1209	1195	1176	1153	1126	1096	1062	1027	991
15	973	954	948	971	997	1024	1051	1038	1015	992	968	944	919	893	867	839	810	779	747
20	651	645	677	715	745	726	708	691	681	674	661	642	618	590	562	534	508	484	463
25	407	428	463	471	455	440	450	447	442	437	432	425	416	404	391	376	359	342	323
30	254	280	291	277	273	280	285	286	283	274	271	264	252	237	221	206	194	184	177
35	154	174	160	159	173	168	159	161	166	161	155	150	143	135	127	119	110	103	96.3
40	63.6	68.8	64.6	79.6	76.8	68.6	71.0	77.6	81.8	79.0	73.5	66.7	58.6	48.4	37.7	28.2	20.9	17.0	16.8
45	15.5	13.1	16.4	18.7	18.0	14.8	18.6	21.6	23.2	16.8	15.2	18.7	20.3	19.8	18.0	15.5	12.5	9.39	6.63
50	6.27	5.68	5.58	5.00	4.79	4.64	4.60	3.60	4.25	4.84	5.84	6.83	6.57	5.21	3.72	2.68	2.31	2.34	2.40
55	4.34	3.98	3.35	2.96	2.68	2.43	2.33	2.33	2.46	2.33	2.19	2.20	2.21	2.21	2.20	2.17	2.09	2.01	1.93
60	3.43	2.97	2.52	2.22	2.01	1.95	1.94	1.91	1.94	1.96	1.97	1.97	1.96	1.95	1.92	1.89	1.85	1.81	1.76
65	2.73	2.24	1.94	1.77	1.70	1.67	1.74	1.77	1.78	1.79	1.81	1.83	1.83	1.83	1.82	1.81	1.78	1.74	1.71
70	2.19	1.86	1.66	1.58	1.59	1.63	1.67	1.70	1.72	1.74	1.75	1.76	1.75	1.74	1.73	1.71	1.70	1.67	1.65
75	1.83	1.61	1.53	1.57	1.60	1.64	1.67	1.69	1.70	1.70	1.69	1.68	1.66	1.65	1.64	1.62	1.61	1.59	1.58
80	1.54	1.50	1.55	1.59	1.63	1.64	1.64	1.63	1.63	1.62	1.61	1.59	1.57	1.56	1.55	1.54	1.52	1.51	1.50
85	1.47	1.57	1.59	1.28	1.58	1.18	0.88	0.66	0.49	0.35	0.24	0.16	0.10	0.05	0.02	0.01	0.00	0.01	0.02
90	0.00	0.00	0.00	0.00	0.00	0.00	0.00	0.00	0.00	0.00	0.00	0.00	0.00	0.00	0.00	0.00	0.00	0.00	0.00

H(B) Range:-90 - 90DEG
H(B) Interval: 1.0DEG
Test Speed: HIGH
Temperature:25.3DEG
Operators:AED
Test Date:2024-03-26

V(B) Range:-80 - 80DEG
V(B) Interval: 5.0DEG
Test System:EVERFINE GO-2000A_V1 SYSTEM V2.00.411
Humidity:65.0%
Test Distance:5.780m [K=1.0000]
Remarks:

LUMINOUS DISTRIBUTION INTENSITY DATA

Test:U:220.28V I:0.0872A P:8.8132W PF:0.4588 Freq:50.00Hz Lamp Flux:494.78lx1 lm		
NAME: 6511	TYPE:	WEIGHT:0.24KG
SPEC.:10W	DIM.: ϕ 8.5*H8.5CM	SERIAL No.:01
MFR.: NORDECOR	SUR.:	Shielding Angle:24°

Table--4

UNIT: cd

C(DEG) g (DEG)	285	290	295	300	305	310	315	320	325	330	335	340	345	350	355				
0	1283	1283	1283	1283	1283	1283	1283	1283	1283	1283	1283	1283	1283	1283	1283				
5	1161	1144	1126	1108	1091	1074	1057	1042	1029	1017	1006	998	992	988	987				
10	956	923	891	861	835	811	791	774	760	750	728	709	694	682	675				
15	715	682	650	619	588	560	533	511	494	482	474	470	455	441	431				
20	445	429	413	399	386	373	355	334	316	300	292	289	289	279	269				
25	303	282	261	242	225	213	209	206	203	188	176	171	171	172	162				
30	168	157	146	136	129	120	111	98.7	93.4	94.5	90.2	80.5	78.1	83.4	78.3				
35	88.4	77.1	62.5	45.8	31.3	36.9	40.5	36.2	24.8	19.4	23.9	21.1	15.7	18.7	18.7				
40	19.3	21.9	21.7	17.8	11.4	6.18	4.13	6.48	6.02	4.63	4.33	5.07	4.88	5.04	5.45				
45	4.62	3.49	2.68	2.10	2.47	2.58	2.39	2.02	2.03	2.41	2.41	2.61	2.90	3.06	3.25				
50	2.33	2.19	1.98	1.81	1.72	1.62	1.54	1.62	1.68	1.73	1.94	2.12	2.35	2.58	2.74				
55	1.83	1.75	1.65	1.59	1.52	1.47	1.44	1.41	1.41	1.52	1.63	1.82	2.01	2.27	2.43				
60	1.70	1.66	1.62	1.57	1.50	1.43	1.36	1.34	1.34	1.34	1.44	1.58	1.79	2.01	2.19				
65	1.66	1.63	1.59	1.54	1.49	1.45	1.40	1.35	1.32	1.32	1.32	1.43	1.61	1.82	2.04				
70	1.64	1.60	1.58	1.55	1.51	1.48	1.44	1.40	1.36	1.32	1.31	1.33	1.45	1.66	1.88				
75	1.57	1.55	1.53	1.52	1.50	1.49	1.47	1.45	1.41	1.36	1.33	1.32	1.34	1.48	1.71				
80	1.49	1.47	1.46	1.45	1.43	1.42	1.41	1.41	1.41	1.41	1.36	1.32	1.29	1.31	1.52				
85	0.05	0.09	0.15	0.22	0.31	0.42	0.56	0.74	0.97	1.28	1.29	1.28	1.22	1.14	1.10				
90	0.00	0.00	0.00	0.00	0.00	0.00	0.00	0.00	0.00	0.00	0.00	0.00	0.00	0.00	0.00				

H(B) Range:-90 - 90DEG
H(B) Interval: 1.0DEG
Test Speed: HIGH
Temperature:25.3DEG
Operators:AED
Test Date:2024-03-26

V(B) Range:-80 - 80DEG
V(B) Interval: 5.0DEG
Test System:EVERFINE GO-2000A_V1 SYSTEM V2.00.411
Humidity:65.0%
Test Distance:5.780m [K=1.0000]
Remarks: