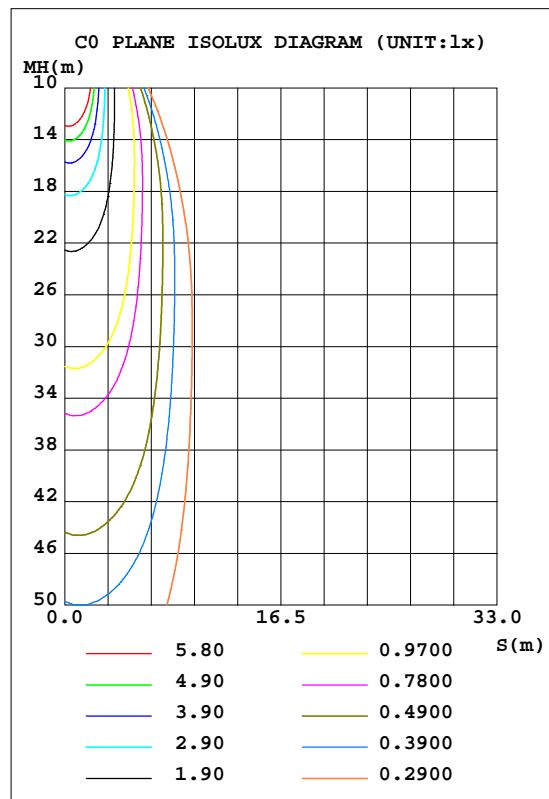
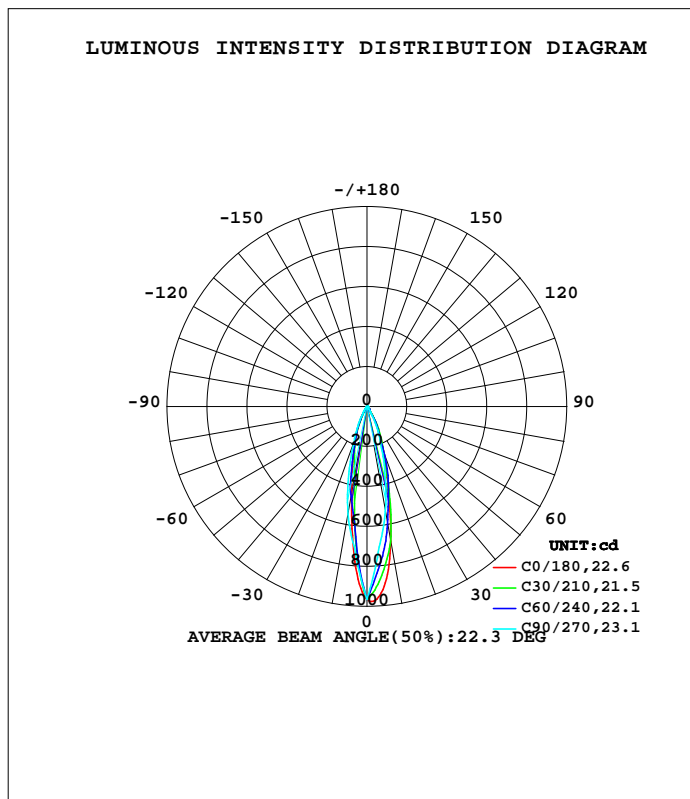


LUMINAIRE PHOTOMETRIC TEST REPORT

Test:U:220.24V I:0.0562A P:5.4422W PF:0.4398 Freq:50.00Hz Lamp Flux:236.324x1 lm		
NAME: 6509	TYPE:	WEIGHT:0.17KG
SPEC.:7W	DIM.: ϕ 6.5*H8CM	SERIAL No.:01
MFR.: NORDECOR	SUR.:	Shielding Angle:24°

DATA OF LAMP		PHOTOMETRIC DATA Eff: 43.42 lm/W			
MODEL		I _{max} (cd)	975.3	S/MH(C0/180)	0.32
NOMINAL POWER(W)		LOR(%)	100.0	S/MH(C90/270)	0.39
RATED VOLTAGE(V)		TOTAL FLUX(lm)	236.32	h UP, DN(C0-180)	0.0,51.0
NOMINAL FLUX(lm)	236.324	CIE CLASS	DIRECT	h UP, DN(C180-360)	0.0,49.0
LAMPS INSIDE	1	h up(%)	0.0	CIBSE SHR NOM	0.00
TEST VOLTAGE(V)	0	h down(%)	100.0	CIBSE SHR MAX	1.00



H(h) Range:-90 - 90DEG
 H(h) Interval: 1.0DEG
 Test Speed: HIGH
 Temperature:25.3DEG
 Operators:AED
 Test Date:2024-03-26

V(B) Range:-80 - 80DEG
 V(B) Interval: 5.0DEG
 Test System:EVERFINE GO-2000A_V1 SYSTEM V2.00.411
 Humidity:65.0%
 Test Distance:5.780m [K=1.0000]
 Remarks:

ZONAL FLUX DIAGRAM

ZONAL FLUX DIAGRAM:

g	C0	C45	C90	C135	C180	C225	C270	C315	g	F zone	F total	%lum,lamp
10	684.9	634.4	534.1	399.3	449.0	402.2	550.2	616.3	0- 10	64.28	64.28	27.2,27.2
20	249.1	272.5	204.8	158.6	171.4	149.7	189.4	258.7	10- 20	94.59	158.9	67.2,67.2
30	75.87	75.11	49.03	42.93	38.12	38.18	44.50	71.14	20- 30	54.40	213.3	90.2,90.2
40	10.06	8.672	7.358	5.167	5.859	4.619	6.137	7.599	30- 40	15.20	228.5	96.7,96.7
50	3.317	2.699	3.331	2.107	2.816	1.847	2.464	2.114	40- 50	3.373	231.8	98.1,98.1
60	1.438	1.313	1.660	1.345	1.557	1.088	1.278	1.261	50- 60	1.651	233.5	98.8,98.8
70	1.204	1.183	1.283	1.133	1.238	1.029	1.164	1.129	60- 70	1.204	234.7	99.3,99.3
80	1.061	0.9859	0.9754	0.9391	1.049	0.9736	1.004	1.016	70- 80	1.091	235.8	99.8,99.8
90	1.044	0	0	0	0.9582	0	0	0	80- 90	0.5355	236.3	100,100
100									90-100			
110									100-110			
120									110-120			
130									120-130			
140									130-140			
150									140-150			
160									150-160			
170									160-170			
180									170-180			
DEG	LUMINOUS INTENSITY:cd									UNIT:lm		

Conical surface Flux(90deg): 230.54 lm

%lum = 97.6%
 %lamp = 97.6%

Conical surface Flux(120deg): 233.49 lm

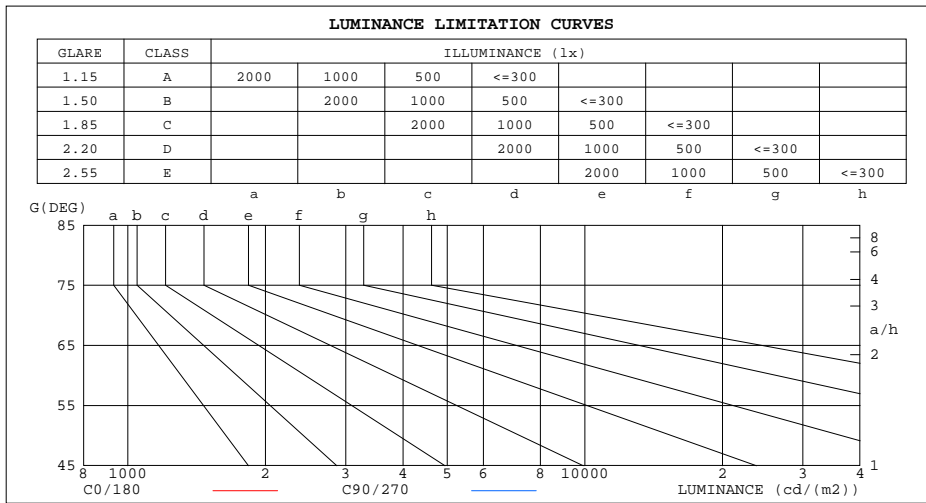
%lum = 98.8%
 %lamp = 98.8%

H(β) Range:-90 - 90DEG
 H(β) Interval: 1.0DEG
 Test Speed: HIGH
 Temperature:25.3DEG
 Operators:AED
 Test Date:2024-03-26

V(B) Range:-80 - 80DEG
 V(B) Interval: 5.0DEG
 Test System:EVERFINE GO-2000A_V1 SYSTEM V2.00.411
 Humidity:65.0%
 Test Distance:5.780m [K=1.0000]
 Remarks:

LUMINANCE LIMITATION CURVES

Test:U:220.24V I:0.0562A P:5.4422W PF:0.4398 Freq:50.00Hz Lamp Flux:236.324x1 lm		
NAME: 6509	TYPE:	WEIGHT:0.17KG
SPEC.:7W	DIM.: Φ 6.5*H8CM	SERIAL No.:01
MFR.: NORDECOR	SUR.:	Shielding Angle:24°



LUMINANCE cd/(m2)		
G(DEG)	C0/180	C90/270
85	120	0
80	61	56
75	42	43
70	35	38
65	31	35
60	29	33
55	38	43
50	52	52
45	73	74

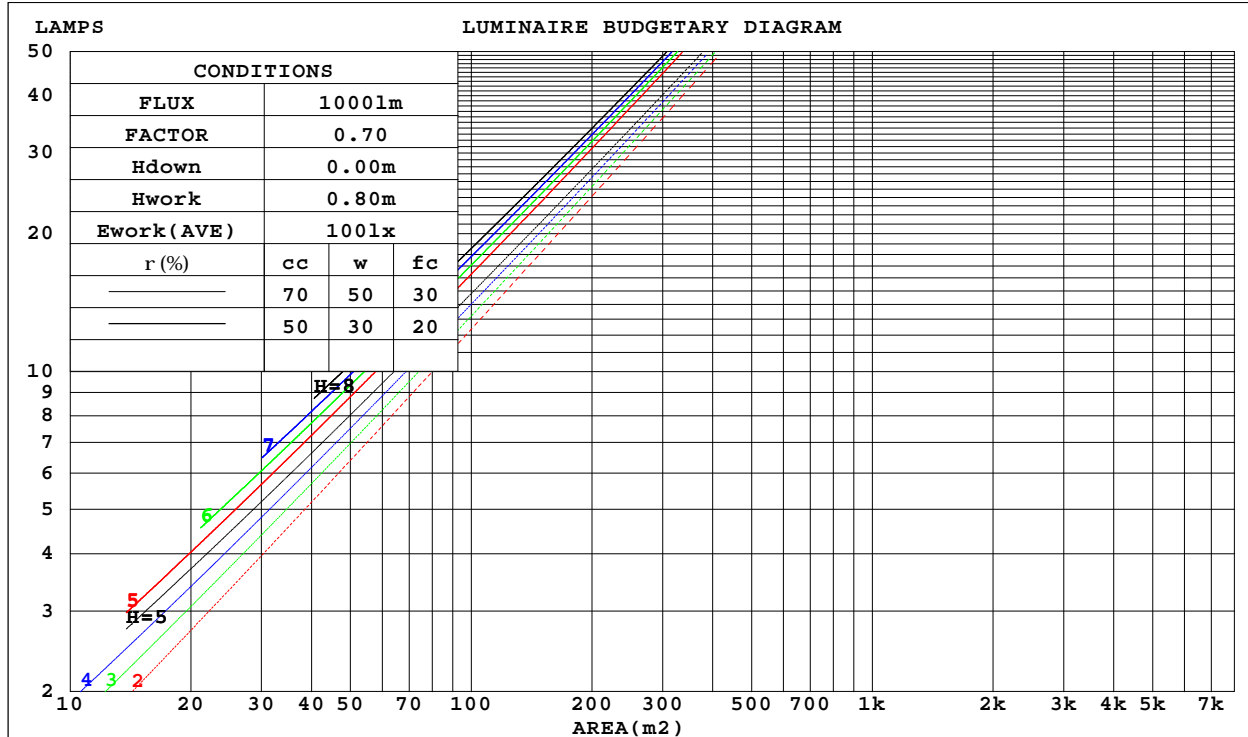
H(b) Range:-90 - 90DEG
H(b) Interval: 1.0DEG
Test Speed: HIGH
Temperature:25.3DEG
Operators:AED
Test Date:2024-03-26

V(B) Range:-80 - 80DEG
V(B) Interval: 5.0DEG
Test System:EVERFINE GO-2000A_V1 SYSTEM V2.00.411
Humidity:65.0%
Test Distance:5.780m [K=1.0000]
Remarks:

CU AND LUMINAIRE BUDGETARY ESTIMATE DIAGRAM

Test:U:220.24V I:0.0562A P:5.4422W PF:0.4398 Freq:50.00Hz Lamp Flux:236.324x1 lm		
NAME: 6509	TYPE:	WEIGHT:0.17KG
SPEC.:7W	DIM.: ϕ 6.5*H8CM	SERIAL No.:01
MFR.: NORDECOR	SUR.:	Shielding Angle:24°

r _{cc}	80%			70%			50%			30%			10%			0
r _w	50%	30%	10%	50%	30%	10%	50%	30%	10%	50%	30%	10%	50%	30%	10%	0
r _{fc}	20%			20%			20%			20%			20%			0
RCR	RCR:Room Cavity Ratio						Coefficients of Utilization(CU)									
0.0	1.19	1.19	1.19	1.16	1.16	1.16	1.11	1.11	1.11	1.06	1.06	1.06	1.02	1.02	1.02	.00
1.0	1.12	1.10	1.08	1.10	1.08	1.06	1.06	1.04	1.03	1.02	1.01	.00	.99	.98	.97	.95
2.0	1.06	1.03	.00	1.04	1.01	.99	1.01	.99	.97	.98	.96	.95	.96	.94	.93	.91
3.0	1.01	.97	.93	.99	.96	.93	.97	.94	.91	.95	.92	.90	.92	.90	.88	.87
4.0	.96	.92	.88	.95	.91	.88	.93	.89	.87	.91	.88	.86	.89	.87	.85	.83
5.0	.92	.87	.84	.91	.87	.83	.89	.86	.83	.88	.85	.82	.86	.84	.81	.80
6.0	.88	.83	.80	.87	.83	.80	.86	.82	.79	.85	.81	.79	.83	.80	.78	.77
7.0	.85	.80	.77	.84	.80	.76	.83	.79	.76	.82	.78	.76	.81	.78	.75	.74
8.0	.81	.77	.74	.81	.76	.73	.80	.76	.73	.79	.75	.73	.78	.75	.73	.71
9.0	.79	.74	.71	.78	.74	.71	.77	.73	.70	.76	.73	.70	.76	.72	.70	.69
10.0	.76	.71	.68	.75	.71	.68	.75	.71	.68	.74	.70	.68	.73	.70	.68	.67



H_(b) Range:-90 - 90DEG
H_(b) Interval: 1.0DEG
Test Speed: HIGH
Temperature:25.3DEG
Operators:AED
Test Date:2024-03-26

V(B) Range:-80 - 80DEG
V(B) Interval: 5.0DEG
Test System:EVERFINE GO-2000A_V1 SYSTEM V2.00.411
Humidity:65.0%
Test Distance:5.780m [K=1.0000]
Remarks:

WEC AND CCEC

Test:U:220.24V I:0.0562A P:5.4422W PF:0.4398 Freq:50.00Hz Lamp Flux:236.324x1 lm		
NAME: 6509	TYPE:	WEIGHT:0.17KG
SPEC.:7W	DIM.: #6.5*H8CM	SERIAL No.:01
MFR.: NORDECOR	SUR.:	Shielding Angle:24°

rcc	80%			70%			50%			30%			10%			0
rw	50%	30%	10%	50%	30%	10%	50%	30%	10%	50%	30%	10%	50%	30%	10%	0
rfc	20%			20%			20%			20%			20%			0
RCR	RCR:Room Cavity Ratio						Wall Exitance Coefficients(WEC)									
0.0																
1.0	.153	.087	.028	.147	.084	.027	.134	.077	.025	.123	.071	.023	.112	.065	.021	
2.0	.143	.078	.024	.137	.076	.023	.127	.070	.022	.117	.066	.021	.108	.061	.019	
3.0	.133	.071	.021	.129	.069	.021	.120	.065	.020	.112	.061	.019	.104	.058	.018	
4.0	.125	.065	.019	.121	.063	.019	.114	.060	.018	.107	.057	.017	.101	.055	.017	
5.0	.118	.060	.017	.115	.059	.017	.108	.056	.017	.103	.054	.016	.097	.052	.016	
6.0	.112	.056	.016	.109	.055	.016	.104	.053	.015	.098	.051	.015	.094	.049	.015	
7.0	.106	.053	.015	.104	.052	.015	.099	.050	.014	.095	.049	.014	.090	.047	.014	
8.0	.102	.050	.014	.099	.049	.014	.095	.048	.014	.091	.046	.013	.087	.045	.013	
9.0	.097	.047	.013	.095	.046	.013	.091	.045	.013	.088	.044	.013	.085	.043	.012	
10.0	.093	.045	.012	.091	.044	.012	.088	.043	.012	.085	.042	.012	.082	.041	.012	

rcc	80%			70%			50%			30%			10%			0
rw	50%	30%	10%	50%	30%	10%	50%	30%	10%	50%	30%	10%	50%	30%	10%	0
rfc	20%			20%			20%			20%			20%			0
RCR	RCR:Room Cavity Ratio						Ceiling Cavity Exitance Coefficients(CCEC)									
0.0	.190	.190	.190	.163	.163	.163	.111	.111	.111	.064	.064	.064	.020	.020	.020	
1.0	.169	.158	.147	.145	.135	.126	.099	.093	.087	.057	.054	.051	.018	.017	.016	
2.0	.152	.133	.116	.130	.114	.100	.089	.079	.070	.052	.046	.041	.017	.015	.013	
3.0	.138	.113	.094	.118	.098	.081	.081	.068	.057	.047	.040	.034	.015	.013	.011	
4.0	.126	.098	.077	.108	.085	.067	.075	.059	.047	.043	.035	.028	.014	.011	.009	
5.0	.116	.086	.064	.100	.075	.056	.069	.052	.039	.040	.031	.023	.013	.010	.008	
6.0	.108	.076	.054	.093	.066	.047	.064	.046	.033	.037	.027	.020	.012	.009	.007	
7.0	.101	.068	.046	.086	.059	.040	.060	.042	.028	.035	.024	.017	.011	.008	.006	
8.0	.094	.062	.039	.081	.054	.034	.056	.038	.024	.033	.022	.015	.011	.007	.005	
9.0	.089	.056	.034	.076	.049	.030	.053	.034	.021	.031	.020	.013	.010	.007	.004	
10.0	.084	.052	.030	.072	.045	.026	.050	.032	.019	.029	.019	.011	.009	.006	.004	

H_(b) Range:-90 - 90DEG
H_(b) Interval: 1.0DEG
Test Speed: HIGH
Temperature:25.3DEG
Operators:AED
Test Date:2024-03-26

V(B) Range:-80 - 80DEG
V(B) Interval: 5.0DEG
Test System:EVERFINE GO-2000A_V1 SYSTEM V2.00.411
Humidity:65.0%
Test Distance:5.780m [K=1.0000]
Remarks:

UGR(Unified Glare Rating) Table

Test:U:220.24V I:0.0562A P:5.4422W PF:0.4398 Freq:50.00Hz Lamp Flux:236.324x1 lm										
NAME: 6509			TYPE:			WEIGHT:0.17KG				
SPEC.:7W			DIM.: Φ 6.5*H8CM			SERIAL No.:01				
MFR.: NORDECOR			SUR.:			Shielding Angle:24°				
ceiling/cavity	0.7	0.7	0.5	0.5	0.3	0.7	0.7	0.5	0.5	0.3
walls	0.5	0.3	0.5	0.3	0.3	0.5	0.3	0.5	0.3	0.3
working plane	0.2	0.2	0.2	0.2	0.2	0.2	0.2	0.2	0.2	0.2
Room dimensions	Viewed crosswise					Viewed endwise				
x = 2H y = 2H	3.3	4.0	3.5	4.2	4.3	1.7	2.4	1.9	2.5	2.7
3H	3.4	4.1	3.6	4.2	4.4	2.0	2.7	2.2	2.9	3.1
4H	3.5	4.2	3.8	4.4	4.6	2.3	3.0	2.6	3.2	3.4
6H	3.8	4.4	4.1	4.6	4.9	2.8	3.4	3.1	3.6	3.9
8H	4.0	4.6	4.3	4.9	5.1	2.9	3.5	3.2	3.8	4.0
12H	4.4	5.0	4.8	5.3	5.5	2.9	3.5	3.2	3.7	4.0
4H 2H	3.2	3.8	3.4	4.0	4.2	1.6	2.2	1.8	2.4	2.7
3H	3.3	3.9	3.6	4.2	4.4	2.1	2.7	2.4	3.0	3.2
4H	3.6	4.1	3.9	4.4	4.7	2.6	3.2	3.0	3.5	3.8
6H	4.1	4.5	4.4	4.9	5.2	3.3	3.8	3.7	4.1	4.5
8H	4.5	4.9	4.8	5.2	5.6	3.5	4.0	3.9	4.3	4.7
12H	5.1	5.5	5.5	5.8	6.2	3.5	3.9	3.9	4.3	4.7
8H 4H	3.7	4.1	4.1	4.5	4.8	2.8	3.2	3.2	3.6	4.0
6H	4.4	4.7	4.8	5.1	5.5	3.8	4.1	4.2	4.5	4.9
8H	5.0	5.3	5.4	5.7	6.1	4.1	4.4	4.5	4.8	5.2
12H	5.8	6.1	6.3	6.5	7.0	4.1	4.3	4.5	4.8	5.2
12H 4H	3.7	4.1	4.1	4.5	4.9	2.8	3.2	3.2	3.6	4.0
6H	4.5	4.8	4.9	5.2	5.7	3.9	4.2	4.4	4.6	5.1
8H	5.2	5.4	5.6	5.9	6.4	4.2	4.5	4.7	5.0	5.4
Variations with the observer position at spacings:										
S = 1.0H	+ 1.1 / - 1.1					+ 1.1 / - 1.1				
1.5H	+ 2.4 / - 1.1					+ 2.4 / - 1.1				
2.0H	+ 1.0 / - 0.5					+ 0.9 / - 0.4				

CIE Pub.117, 236.3 lm Total Lamp Luminous Flux Correct (8log(F/F0) = -5.0)
Area: 0.1 m2

H(β) Range:-90 - 90DEG
H(β) Interval: 1.0DEG
Test Speed: HIGH
Temperature:25.3DEG
Operators:AED
Test Date:2024-03-26

V(B) Range:-80 - 80DEG
V(B) Interval: 5.0DEG
Test System:EVERFINE GO-2000A_V1 SYSTEM V2.00.411
Humidity:65.0%
Test Distance:5.780m [K=1.0000]
Remarks:

UTILIZATION FACTORS TABLE

Test:U:220.24V I:0.0562A P:5.4422W PF:0.4398 Freq:50.00Hz Lamp Flux:236.324x1 lm		
NAME: 6509	TYPE:	WEIGHT:0.17KG
SPEC.:7W	DIM.: ϕ 6.5*H8CM	SERIAL No.:01
MFR.: NORDECOR	SUR.:	Shielding Angle:24°

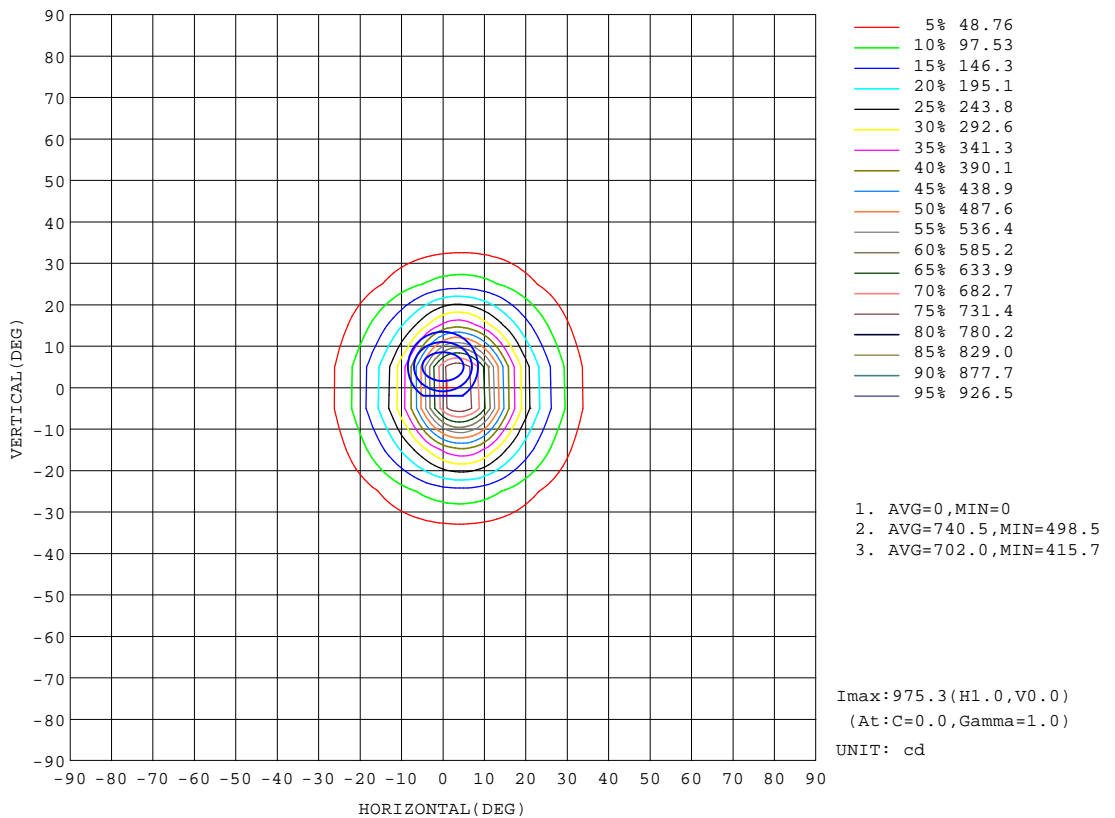
REFLECTANCE										
Ceiling	0.8	0.8	0.8	0.7	0.7	0.7	0.5	0.5	0.5	0
Walls	0.7	0.5	0.3	0.7	0.5	0.3	0.7	0.5	0.3	0
Working plane	0.2	0.2	0.2	0.2	0.2	0.2	0.2	0.2	0.2	0
ROOM INDEX	UTILIZATION FACTORS(PERCENT) $k(RI) \times RCR = 5$									
k = 0.60	90	84	80	89	83	80	88	83	80	76
0.80	97	91	88	96	91	88	95	90	87	84
1.00	101	95	92	100	95	92	98	95	91	87
1.25	104	99	96	103	99	96	101	98	95	91
1.50	107	102	99	106	102	99	103	100	98	93
2.00	109	105	102	108	104	101	105	102	100	95
2.50	111	107	104	109	106	103	106	103	101	96
3.00	112	109	106	110	107	105	107	105	103	97
4.00	114	111	109	112	110	108	108	107	105	98
5.00	115	113	111	113	111	110	109	108	107	99
ROOM INDEX	UF(total)									Direct
According to DIN EN 13032-2 2004			Suspended				SHRNOM = 1.25			

H(β) Range:-90 - 90DEG
 H(β) Interval: 1.0DEG
 Test Speed: HIGH
 Temperature:25.3DEG
 Operators:AED
 Test Date:2024-03-26

V(B) Range:-80 - 80DEG
 V(B) Interval: 5.0DEG
 Test System:EVERFINE GO-2000A_V1 SYSTEM V2.00.411
 Humidity:65.0%
 Test Distance:5.780m [K=1.0000]
 Remarks:

ISOCANDELA DIAGRAM

Test:U:220.24V I:0.0562A P:5.4422W PF:0.4398 Freq:50.00Hz Lamp Flux:236.324x1 lm		
NAME: 6509	TYPE:	WEIGHT:0.17KG
SPEC.:7W	DIM.: ϕ 6.5*H8CM	SERIAL No.:01
MFR.: NORDECOR	SUR.:	Shielding Angle:24°



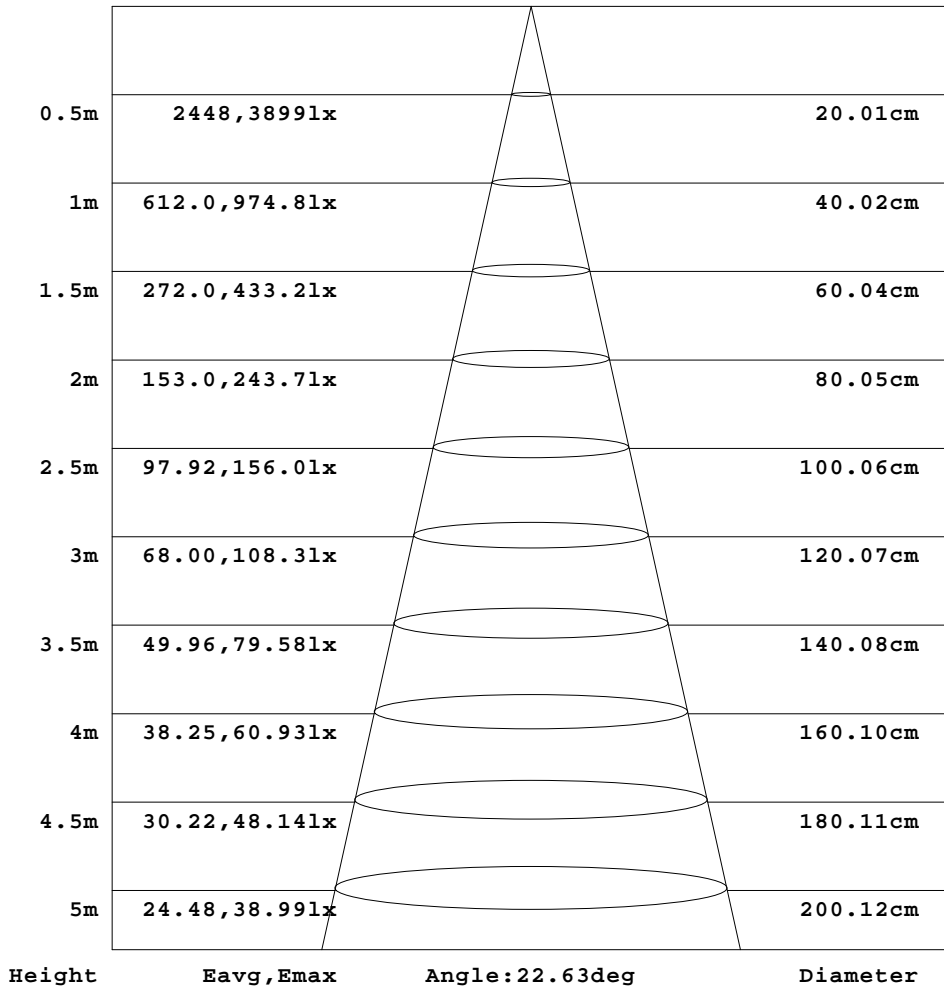
H(h) Range:-90 - 90DEG
 H(h) Interval: 1.0DEG
 Test Speed: HIGH
 Temperature:25.3DEG
 Operators:AED
 Test Date:2024-03-26

V(B) Range:-80 - 80DEG
 V(B) Interval: 5.0DEG
 Test System:EVERFINE GO-2000A_V1 SYSTEM V2.00.411
 Humidity:65.0%
 Test Distance:5.780m [K=1.0000]
 Remarks:

AAI Figure

Test:U:220.24V I:0.0562A P:5.4422W PF:0.4398 Freq:50.00Hz Lamp Flux:236.324x1 lm		
NAME: 6509	TYPE:	WEIGHT:0.17KG
SPEC.:7W	DIM.: Φ 6.5*H8CM	SERIAL No.:01
MFR.: NORDECOR	SUR.:	Shielding Angle:24°

Flux out:79.58 lm



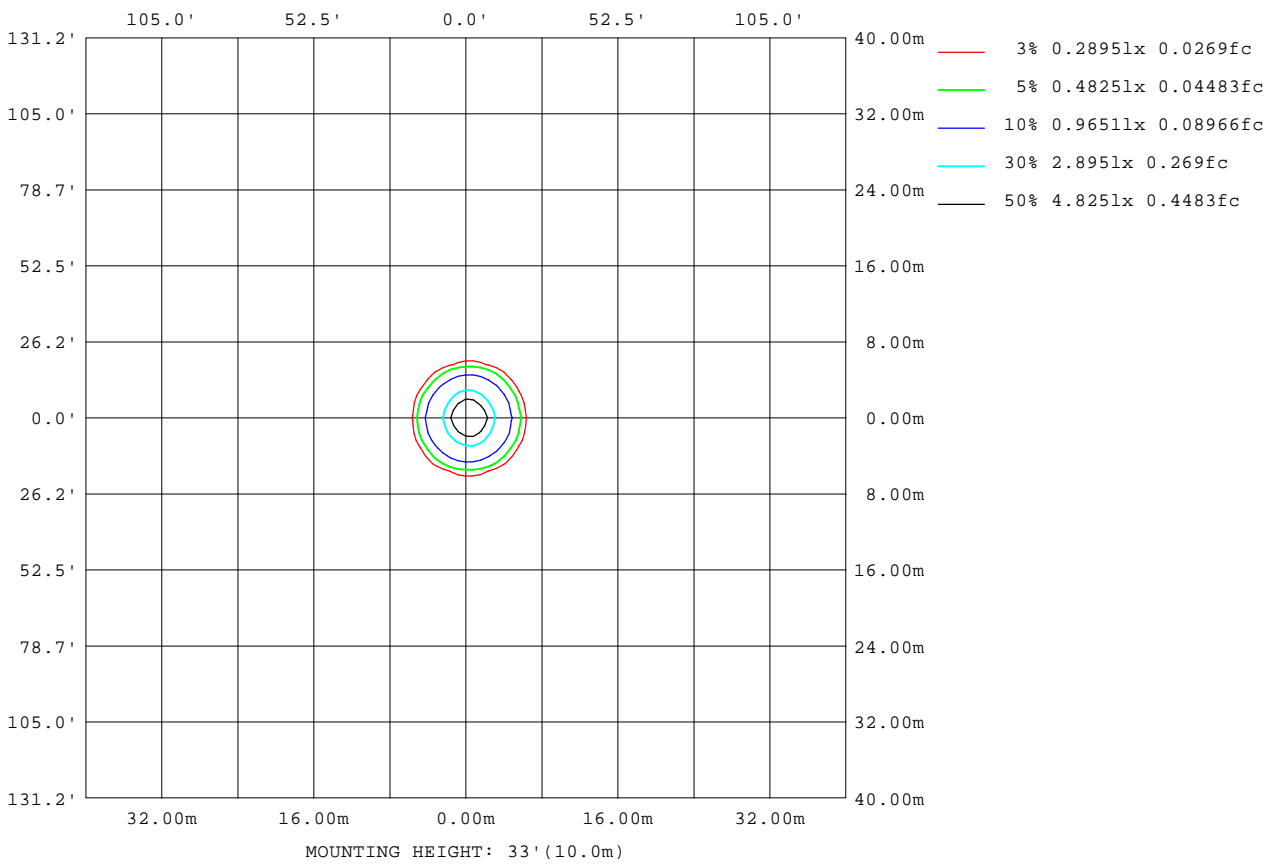
Note:The Curves indicate the illuminated area and the average illumination when the luminaire is at different distance.

H_(b) Range:-90 - 90DEG
 H_(b) Interval: 1.0DEG
 Test Speed: HIGH
 Temperature:25.3DEG
 Operators:AED
 Test Date:2024-03-26

V(B) Range:-80 - 80DEG
 V(B) Interval: 5.0DEG
 Test System:EVERFINE GO-2000A_V1 SYSTEM V2.00.411
 Humidity:65.0%
 Test Distance:5.780m [K=1.0000]
 Remarks:

ISOLUX DIAGRAM

Test:U:220.24V I:0.0562A P:5.4422W PF:0.4398 Freq:50.00Hz Lamp Flux:236.324x1 lm		
NAME: 6509	TYPE:	WEIGHT:0.17KG
SPEC.:7W	DIM.: Φ 6.5*H8CM	SERIAL No.:01
MFR.: NORDECOR	SUR.:	Shielding Angle:24°



H(β) Range:-90 - 90DEG
H(β) Interval: 1.0DEG
Test Speed: HIGH
Temperature:25.3DEG
Operators:AED
Test Date:2024-03-26

V(B) Range:-80 - 80DEG
V(B) Interval: 5.0DEG
Test System:EVERFINE GO-2000A_V1 SYSTEM V2.00.411
Humidity:65.0%
Test Distance:5.780m [K=1.0000]
Remarks:

LED Avg.L Report

Test:U:220.24V I:0.0562A P:5.4422W PF:0.4398 Freq:50.00Hz Lamp Flux:236.324x1 lm		
NAME: 6509	TYPE:	WEIGHT:0.17KG
SPEC.:7W	DIM.: ϕ 6.5*H8CM	SERIAL No.:01
MFR.: NORDECOR	SUR.:	Shielding Angle:24°

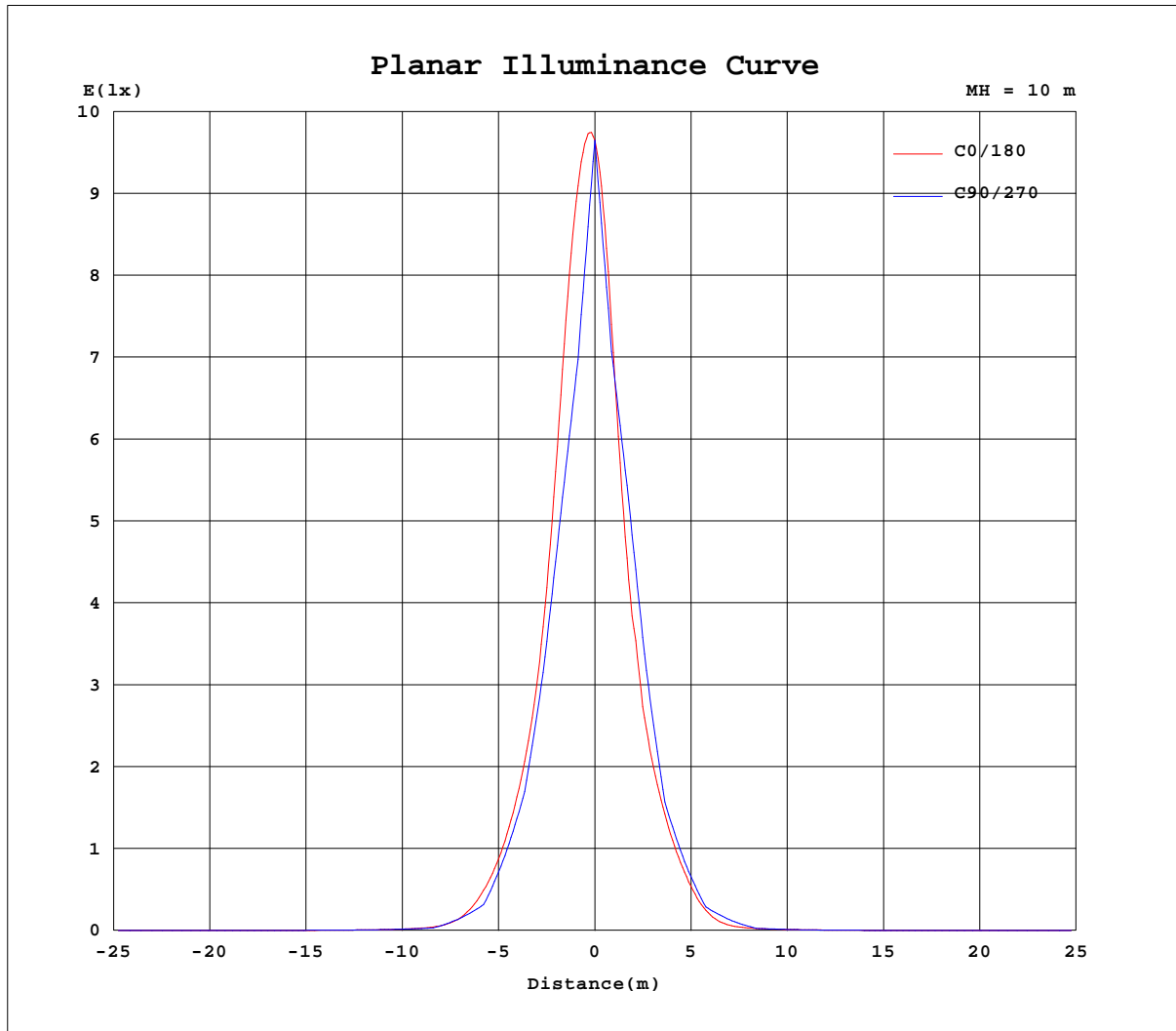
AvgL	cd/m2
L_0~180(65)av	32
L_0~180(75)av	43
L_0~180(85)av	116
L_90~270(65)av	32
L_90~270(75)av	43
L_90~270(85)av	0
L_45(65)av	28
L_45(75)av	40
L_45(85)av	44

Standard: GB/T 29293-2012

H(β) Range:-90 - 90DEG
 H(β) Interval: 1.0DEG
 Test Speed: HIGH
 Temperature:25.3DEG
 Operators:AED
 Test Date:2024-03-26

V(B) Range:-80 - 80DEG
 V(B) Interval: 5.0DEG
 Test System:EVERFINE GO-2000A_V1 SYSTEM V2.00.411
 Humidity:65.0%
 Test Distance:5.780m [K=1.0000]
 Remarks:

Planar Illuminance Curve



H(β) Range:-90 - 90DEG
 H(β) Interval: 1.0DEG
 Test Speed: HIGH
 Temperature:25.3DEG
 Operators:AED
 Test Date:2024-03-26

V(B) Range:-80 - 80DEG
 V(B) Interval: 5.0DEG
 Test System:EVERFINE GO-2000A_V1 SYSTEM V2.00.411
 Humidity:65.0%
 Test Distance:5.780m [K=1.0000]
 Remarks:

LUMINOUS DISTRIBUTION INTENSITY DATA

Test:U:220.24V I:0.0562A P:5.4422W PF:0.4398 Freq:50.00Hz Lamp Flux:236.324x1 lm		
NAME: 6509	TYPE:	WEIGHT:0.17KG
SPEC.:7W	DIM.: #6.5*H8CM	SERIAL No.:01
MFR.: NORDECOR	SUR.:	Shielding Angle:24°

Table--1

UNIT: cd

C(DEG) g (DEG)	0	5	10	15	20	25	30	35	40	45	50	55	60	65	70	75	80	85	90
0	965	965	965	965	965	965	965	965	965	965	965	965	965	965	965	965	965	965	965
5	920	906	893	881	870	860	849	840	829	818	807	796	783	772	758	745	732	718	706
10	685	679	677	678	680	684	685	667	649	634	620	608	597	586	576	566	555	545	534
15	411	418	430	446	459	442	426	411	397	401	409	416	417	414	407	395	381	365	350
20	249	258	270	280	266	254	245	253	262	272	274	267	258	247	235	224	215	209	205
25	147	158	171	162	150	150	158	168	158	147	136	135	138	140	139	137	133	128	123
30	75.9	86.1	92.3	80.7	78.4	86.7	87.5	77.4	69.4	75.1	79.1	80.2	75.2	69.6	63.8	58.6	54.2	50.9	49.0
35	28.3	36.3	35.8	28.3	36.0	37.6	28.8	30.4	36.7	36.3	30.1	21.1	23.1	26.4	28.7	29.9	29.8	28.8	27.3
40	10.1	13.2	11.6	11.7	13.7	10.5	11.7	14.1	12.0	8.67	10.3	12.2	13.1	13.0	12.1	10.6	9.04	7.88	7.36
45	5.16	6.35	5.24	6.20	5.39	5.52	5.81	4.57	4.99	5.63	5.51	4.90	4.63	4.99	5.27	5.46	5.53	5.44	5.21
50	3.32	3.73	3.43	3.48	3.22	3.27	2.81	3.15	3.06	2.70	2.98	3.26	3.44	3.50	3.53	3.53	3.49	3.43	3.33
55	2.19	2.37	2.37	2.01	2.14	1.85	2.01	1.79	1.91	2.06	2.07	2.05	2.17	2.35	2.47	2.55	2.57	2.54	2.46
60	1.44	1.50	1.48	1.41	1.22	1.32	1.18	1.39	1.38	1.31	1.52	1.69	1.75	1.78	1.76	1.73	1.69	1.67	1.66
65	1.30	1.29	1.18	1.13	1.08	1.06	1.11	1.14	1.22	1.26	1.33	1.34	1.38	1.41	1.45	1.46	1.46	1.47	1.46
70	1.20	1.18	1.09	1.03	0.99	1.01	1.07	1.12	1.13	1.18	1.21	1.23	1.24	1.26	1.28	1.28	1.28	1.28	1.28
75	1.10	1.04	0.97	0.94	0.95	0.99	1.03	1.05	1.06	1.07	1.07	1.10	1.11	1.12	1.12	1.13	1.12	1.13	1.12
80	1.06	0.96	0.90	0.92	0.95	0.96	0.98	0.97	0.97	0.99	0.99	0.98	0.97	0.97	0.97	0.96	0.97	0.95	0.98
85	1.04	0.89	0.92	0.92	0.91	0.90	0.88	0.67	0.51	0.38	0.29	0.20	0.14	0.10	0.06	0.03	0.01	0.00	0.00
90	1.04	0.00	0.00	0.00	0.00	0.00	0.00	0.00	0.00	0.00	0.00	0.00	0.00	0.00	0.00	0.00	0.00	0.00	0.00

H(B) Range:-90 - 90DEG
H(B) Interval: 1.0DEG
Test Speed: HIGH
Temperature:25.3DEG
Operators:AED
Test Date:2024-03-26

V(B) Range:-80 - 80DEG
V(B) Interval: 5.0DEG
Test System:EVERFINE GO-2000A_V1 SYSTEM V2.00.411
Humidity:65.0%
Test Distance:5.780m [K=1.0000]
Remarks:

LUMINOUS DISTRIBUTION INTENSITY DATA

Test:U:220.24V I:0.0562A P:5.4422W PF:0.4398 Freq:50.00Hz Lamp Flux:236.324x1 lm		
NAME: 6509	TYPE:	WEIGHT:0.17KG
SPEC.:7W	DIM.: #6.5*H8CM	SERIAL No.:01
MFR.: NORDECOR	SUR.:	Shielding Angle:24°

Table--2

UNIT: cd

C(DEG) g (DEG)	95	100	105	110	115	120	125	130	135	140	145	150	155	160	165	170	175	180	185
0	965	965	965	965	965	965	965	965	965	965	965	965	965	965	965	965	965	965	965
5	692	680	670	661	654	648	645	644	644	647	652	659	669	680	694	710	728	749	728
10	522	510	496	481	466	449	432	415	399	384	370	359	368	382	396	411	429	449	428
15	334	322	310	301	294	289	285	283	283	281	264	249	236	224	231	243	257	273	256
20	202	199	195	190	183	176	168	160	159	163	169	177	165	150	137	143	156	171	155
25	118	114	110	108	106	105	104	101	93.1	85.1	77.9	86.3	95.0	92.9	77.7	69.1	81.4	96.0	80.8
30	48.1	47.8	47.6	47.2	46.3	44.5	41.6	42.4	42.9	41.7	35.9	30.4	32.2	38.4	34.0	24.9	29.1	38.1	28.8
35	25.4	23.4	21.3	19.2	16.9	14.4	12.5	13.4	12.6	12.1	12.4	11.4	9.62	10.4	12.2	9.45	9.33	12.0	9.27
40	7.34	7.44	7.39	6.98	6.14	5.41	5.17	5.23	5.17	5.15	4.77	5.08	5.25	4.74	5.32	5.39	4.94	5.86	4.90
45	4.76	4.16	3.54	2.98	2.59	2.36	2.54	2.88	2.98	3.13	3.19	2.98	3.13	3.34	3.24	3.84	3.39	3.95	3.36
50	3.18	2.88	2.51	2.20	2.00	1.95	1.97	2.03	2.11	2.07	1.97	2.12	2.05	2.24	2.29	2.55	2.39	2.82	2.37
55	2.30	2.10	1.92	1.79	1.71	1.66	1.64	1.63	1.56	1.50	1.39	1.35	1.43	1.44	1.63	1.62	1.70	1.86	1.68
60	1.64	1.63	1.61	1.56	1.46	1.41	1.37	1.36	1.35	1.28	1.19	1.17	1.19	1.26	1.32	1.40	1.49	1.56	1.48
65	1.43	1.41	1.39	1.34	1.27	1.24	1.24	1.23	1.22	1.18	1.14	1.11	1.09	1.13	1.20	1.27	1.34	1.39	1.33
70	1.25	1.24	1.23	1.19	1.14	1.12	1.12	1.12	1.13	1.13	1.08	1.04	1.03	1.02	1.03	1.10	1.15	1.24	1.16
75	1.10	1.09	1.07	1.06	1.03	1.03	1.02	1.03	1.02	1.02	1.00	1.00	0.99	0.96	0.96	1.01	1.06	1.11	1.06
80	0.95	0.96	0.94	0.95	0.94	0.94	0.94	0.94	0.94	0.95	0.94	0.95	0.96	0.96	0.95	0.95	0.99	1.05	0.96
85	0.00	0.01	0.03	0.06	0.10	0.14	0.20	0.28	0.37	0.50	0.65	0.87	0.90	0.90	0.94	0.94	0.94	0.98	0.88
90	0.00	0.00	0.00	0.00	0.00	0.00	0.00	0.00	0.00	0.00	0.00	0.00	0.00	0.00	0.00	0.00	0.00	0.96	0.00

H(β) Range:-90 - 90DEG
H(β) Interval: 1.0DEG
Test Speed: HIGH
Temperature:25.3DEG
Operators:AED
Test Date:2024-03-26

V(B) Range:-80 - 80DEG
V(B) Interval: 5.0DEG
Test System:EVERFINE GO-2000A_V1 SYSTEM V2.00.411
Humidity:65.0%
Test Distance:5.780m [K=1.0000]
Remarks:

LUMINOUS DISTRIBUTION INTENSITY DATA

Test:U:220.24V I:0.0562A P:5.4422W PF:0.4398 Freq:50.00Hz Lamp Flux:236.324x1 lm		
NAME: 6509	TYPE:	WEIGHT:0.17KG
SPEC.:7W	DIM.: #6.5*H8CM	SERIAL No.:01
MFR.: NORDECOR	SUR.:	Shielding Angle:24°

Table--3

UNIT: cd

C(DEG) g (DEG)	190	195	200	205	210	215	220	225	230	235	240	245	250	255	260	265	270	275	280
0	965	965	965	965	965	965	965	965	965	965	965	965	965	965	965	965	965	965	965
5	710	695	681	670	662	655	651	649	649	651	655	662	669	679	690	702	716	728	741
10	411	395	381	367	357	370	385	402	421	440	460	480	499	515	529	541	550	556	561
15	241	227	220	231	244	259	277	280	280	283	287	293	301	311	323	337	352	367	380
20	141	134	145	157	169	161	155	150	151	158	166	173	178	183	185	187	189	194	201
25	67.8	75.2	88.6	89.9	81.2	72.5	78.3	84.8	90.9	93.4	94.9	96.6	98.6	101	105	109	113	118	123
30	24.2	32.3	36.1	30.4	28.2	32.7	37.0	38.2	37.9	37.4	39.6	41.0	41.9	42.5	42.9	43.4	44.5	46.5	49.9
35	9.24	11.8	9.94	9.09	10.5	11.2	10.9	11.4	12.3	11.6	13.0	14.9	16.8	18.7	20.7	22.5	24.4	25.9	27.0
40	5.29	5.19	4.56	4.93	4.68	4.29	4.55	4.62	4.88	5.06	5.56	6.22	6.64	6.72	6.47	6.16	6.14	6.63	7.66
45	3.74	3.16	3.21	2.97	2.73	2.73	2.68	2.61	2.73	2.78	2.85	3.04	3.25	3.47	3.71	3.96	4.19	4.37	4.42
50	2.50	2.25	2.17	1.94	1.94	1.76	1.77	1.85	1.84	1.84	1.94	2.09	2.22	2.32	2.38	2.43	2.46	2.48	2.49
55	1.61	1.59	1.38	1.35	1.25	1.21	1.27	1.29	1.30	1.35	1.46	1.57	1.65	1.71	1.76	1.81	1.85	1.88	1.87
60	1.39	1.29	1.18	1.10	1.06	1.05	1.07	1.09	1.10	1.14	1.22	1.27	1.29	1.30	1.29	1.28	1.28	1.30	1.31
65	1.28	1.15	1.06	1.02	1.01	1.02	1.03	1.05	1.07	1.12	1.14	1.15	1.15	1.17	1.20	1.20	1.22	1.22	1.22
70	1.07	1.00	0.95	0.95	0.96	0.99	1.01	1.03	1.05	1.06	1.07	1.09	1.10	1.11	1.16	1.15	1.16	1.17	1.17
75	0.97	0.92	0.89	0.91	0.93	0.96	0.98	1.00	1.01	1.02	1.04	1.04	1.04	1.06	1.08	1.08	1.08	1.09	1.09
80	0.89	0.89	0.91	0.93	0.94	0.96	0.96	0.97	0.97	0.99	1.00	0.99	0.99	1.01	0.99	1.00	1.00	1.01	1.01
85	0.89	0.92	0.94	0.93	0.93	0.70	0.53	0.39	0.29	0.22	0.15	0.10	0.06	0.04	0.02	0.00	0.00	0.00	0.02
90	0.00	0.00	0.00	0.00	0.00	0.00	0.00	0.00	0.00	0.00	0.00	0.00	0.00	0.00	0.00	0.00	0.00	0.00	0.00

H(β) Range:-90 - 90DEG
H(β) Interval: 1.0DEG
Test Speed: HIGH
Temperature:25.3DEG
Operators:AED
Test Date:2024-03-26

V(B) Range:-80 - 80DEG
V(B) Interval: 5.0DEG
Test System:EVERFINE GO-2000A_V1 SYSTEM V2.00.411
Humidity:65.0%
Test Distance:5.780m [K=1.0000]
Remarks:

LUMINOUS DISTRIBUTION INTENSITY DATA

Test:U:220.24V I:0.0562A P:5.4422W PF:0.4398 Freq:50.00Hz Lamp Flux:236.324x1 lm		
NAME: 6509	TYPE:	WEIGHT:0.17KG
SPEC.:7W	DIM.: #6.5*H8CM	SERIAL No.:01
MFR.: NORDECOR	SUR.:	Shielding Angle:24°

Table--4

UNIT: cd

C(DEG) g (DEG)	285	290	295	300	305	310	315	320	325	330	335	340	345	350	355				
0	965	965	965	965	965	965	965	965	965	965	965	965	965	965	965				
5	754	766	779	789	801	811	821	831	840	850	859	870	881	893	906				
10	565	570	576	582	591	603	616	632	651	671	672	670	670	672	676				
15	390	395	397	395	391	384	377	376	394	412	430	449	439	425	416				
20	211	222	233	242	251	259	259	250	242	234	245	259	274	267	256				
25	127	130	132	131	129	129	140	150	160	151	142	144	157	168	156				
30	54.4	59.8	65.7	71.4	76.3	75.2	71.1	65.7	73.4	82.9	82.0	73.9	77.2	89.7	84.7				
35	27.4	26.6	24.7	22.0	20.3	28.5	34.1	34.5	28.5	26.8	35.2	33.8	26.6	34.6	35.6				
40	8.97	10.2	11.1	11.4	10.7	8.92	7.60	10.9	12.9	10.6	9.30	12.5	10.6	10.8	12.8				
45	4.18	3.63	2.94	2.44	2.97	4.04	4.49	4.25	4.01	5.11	4.83	4.74	5.54	4.80	6.08				
50	2.38	2.22	2.04	1.90	1.83	1.93	2.11	2.65	2.79	2.49	2.89	2.86	3.14	3.18	3.59				
55	1.75	1.58	1.45	1.40	1.43	1.56	1.72	1.77	1.71	1.85	1.71	1.97	1.89	2.24	2.32				
60	1.36	1.36	1.34	1.27	1.27	1.30	1.26	1.30	1.32	1.07	1.20	1.11	1.33	1.44	1.48				
65	1.22	1.24	1.22	1.13	1.12	1.16	1.19	1.14	1.04	0.99	0.96	0.98	1.04	1.15	1.27				
70	1.16	1.14	1.12	1.08	1.08	1.10	1.13	1.10	1.04	0.97	0.92	0.92	0.95	1.06	1.18				
75	1.09	1.08	1.06	1.04	1.04	1.05	1.06	1.03	1.01	0.96	0.91	0.87	0.85	0.92	1.04				
80	1.01	1.00	1.02	1.01	1.01	1.01	1.02	1.00	0.98	0.97	0.93	0.89	0.85	0.83	0.93				
85	0.04	0.06	0.10	0.16	0.22	0.30	0.41	0.54	0.72	0.96	0.97	0.95	0.93	0.87	0.82				
90	0.00	0.00	0.00	0.00	0.00	0.00	0.00	0.00	0.00	0.00	0.00	0.00	0.00	0.00	0.00				

H(B) Range:-90 - 90DEG
H(B) Interval: 1.0DEG
Test Speed: HIGH
Temperature:25.3DEG
Operators:AED
Test Date:2024-03-26

V(B) Range:-80 - 80DEG
V(B) Interval: 5.0DEG
Test System:EVERFINE GO-2000A_V1 SYSTEM V2.00.411
Humidity:65.0%
Test Distance:5.780m [K=1.0000]
Remarks: