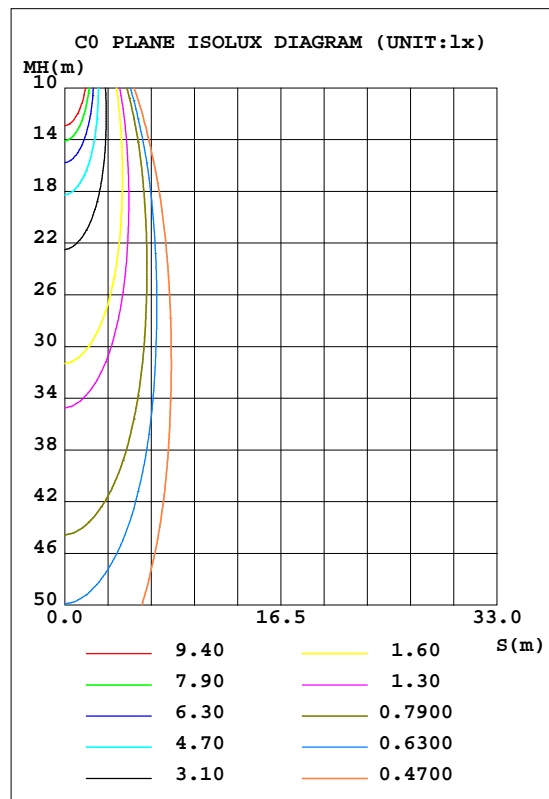
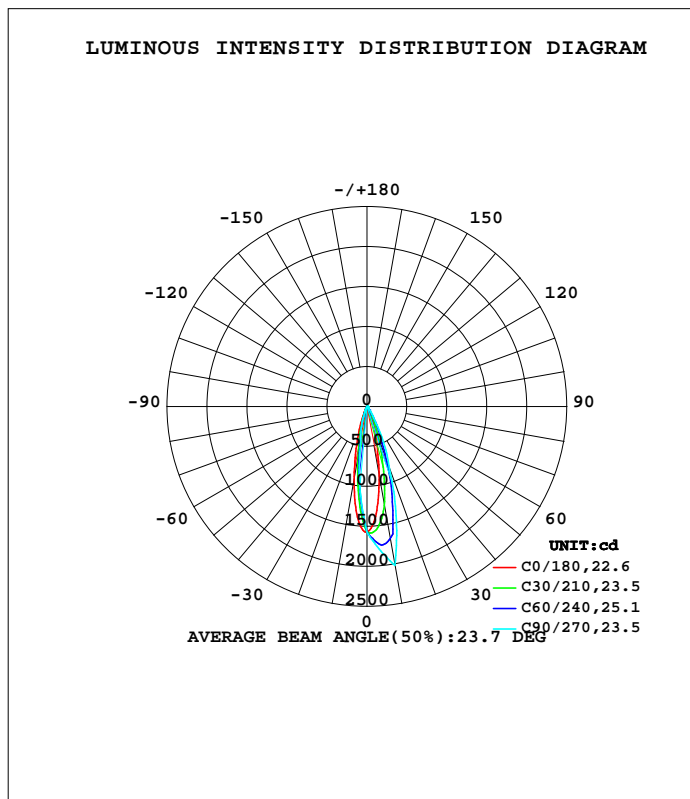


LUMINAIRE PHOTOMETRIC TEST REPORT

Test:U:220.23V I:0.0952A P:9.5413W PF:0.4549 Freq:50.00Hz Lamp Flux:412.13x1 lm		
NAME: 6506	TYPE:	WEIGHT:0.2KG
SPEC.:10W	DIM.: ϕ 6.2*H5.5CM	SERIAL No.:01
MFR.: NORDECOR	SUR.:	Shielding Angle:24°

DATA OF LAMP		PHOTOMETRIC DATA Eff: 43.19 lm/W			
MODEL		I _{max} (cd)	2019	S/MH(C0/180)	0.39
NOMINAL POWER(W)		LOR(%)	100.0	S/MH(C90/270)	0.25
RATED VOLTAGE(V)		TOTAL FLUX(lm)	412.13	h UP, DN(C0-180)	0.0,71.9
NOMINAL FLUX(lm)	412.13	CIE CLASS	DIRECT	h UP, DN(C180-360)	0.0,28.1
LAMPS INSIDE	1	h up(%)	0.0	CIBSE SHR NOM	0.00
TEST VOLTAGE(V)	0	h down(%)	100.0	CIBSE SHR MAX	1.00



H(β) Range:-90 - 90DEG
 H(β) Interval: 1.0DEG
 Test Speed: HIGH
 Temperature:25.3DEG
 Operators:AED
 Test Date:2024-03-25

V(β) Range:-80 - 80DEG
 V(β) Interval: 5.0DEG
 Test System:EVERFINE GO-2000A_V1 SYSTEM V2.00.411
 Humidity:65.0%
 Test Distance:5.780m [K=1.0000]
 Remarks:

ZONAL FLUX DIAGRAM

ZONAL FLUX DIAGRAM:

g	C0	C45	C90	C135	C180	C225	C270	C315	g	F zone	F total	%lum,lamp
10	884.5	1447	2019	1380	935.9	597.7	466.8	634.7	0- 10	119.5	119.5	29,29
20	246.7	597.0	824.1	456.5	235.4	135.7	95.85	154.3	10- 20	178.3	297.8	72.3,72.3
30	42.60	135.1	173.7	93.06	37.28	17.52	14.38	18.52	20- 30	80.23	378.0	91.7,91.7
40	11.21	15.79	25.06	15.65	12.58	6.717	6.414	6.450	30- 40	20.78	398.8	96.8,96.8
50	4.508	5.887	9.788	5.246	5.372	2.298	2.615	2.117	40- 50	6.363	405.2	98.3,98.3
60	2.223	1.761	4.275	2.094	2.908	1.728	1.825	1.554	50- 60	2.920	408.1	99,99
70	1.637	1.474	2.387	1.613	1.910	1.476	1.472	1.395	60- 70	1.859	409.9	99.5,99.5
80	1.457	1.257	1.440	1.269	1.457	1.296	1.275	1.282	70- 80	1.493	411.4	99.8,99.8
90	1.337	0	0	0	1.281	0	0	0	80- 90	0.6918	412.1	100,100
100									90-100			
110									100-110			
120									110-120			
130									120-130			
140									130-140			
150									140-150			
160									150-160			
170									160-170			
180									170-180			
DEG	LUMINOUS INTENSITY:cd									UNIT:lm		

Conical surface Flux(90deg): 402.63 lm

%lum = 97.7%
 %lamp = 97.7%

Conical surface Flux(120deg): 408.09 lm

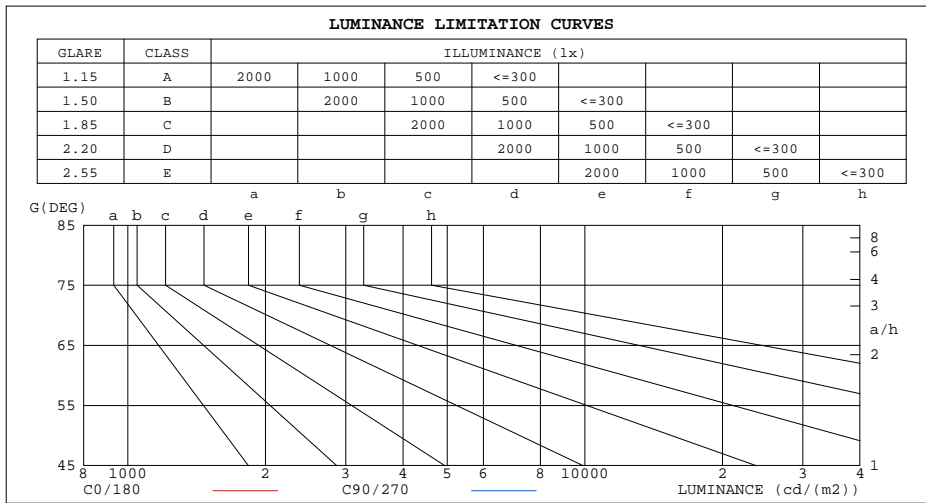
%lum = 99.0%
 %lamp = 99.0%

H(β) Range:-90 - 90DEG
 H(β) Interval: 1.0DEG
 Test Speed: HIGH
 Temperature:25.3DEG
 Operators:AED
 Test Date:2024-03-25

V(B) Range:-80 - 80DEG
 V(B) Interval: 5.0DEG
 Test System:EVERFINE GO-2000A_V1 SYSTEM V2.00.411
 Humidity:65.0%
 Test Distance:5.780m [K=1.0000]
 Remarks:

LUMINANCE LIMITATION CURVES

Test:U:220.23V I:0.0952A P:9.5413W PF:0.4549 Freq:50.00Hz Lamp Flux:412.13x1 lm		
NAME: 6506	TYPE:	WEIGHT:0.2KG
SPEC.:10W	DIM.: ϕ 6.2*H5.5CM	SERIAL No.:01
MFR.: NORDECOR	SUR.:	Shielding Angle:24°



LUMINANCE cd/(m2)		
G(DEG)	C0/180	C90/270
85	161	0
80	84	83
75	58	74
70	48	70
65	44	79
60	44	86
55	50	122
50	70	152
45	104	244

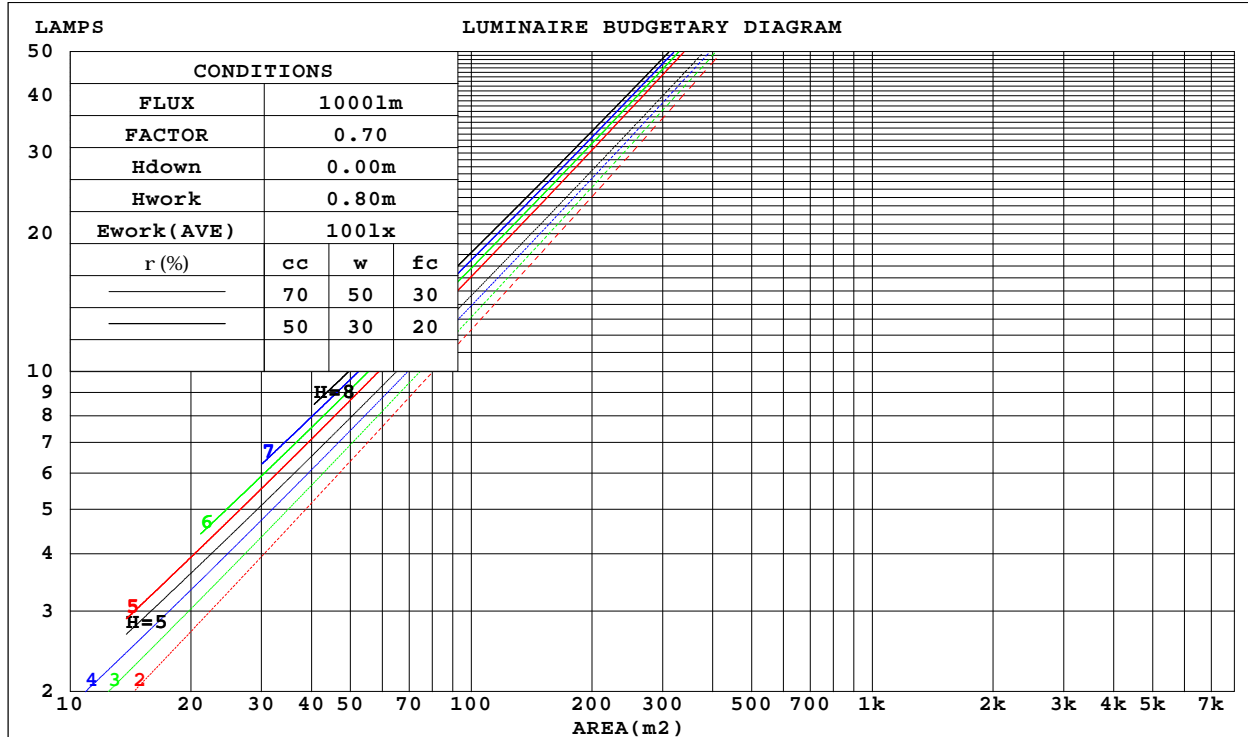
H(b) Range:-90 - 90DEG
H(b) Interval: 1.0DEG
Test Speed: HIGH
Temperature:25.3DEG
Operators:AED
Test Date:2024-03-25

V(B) Range:-80 - 80DEG
V(B) Interval: 5.0DEG
Test System:EVERFINE GO-2000A_V1 SYSTEM V2.00.411
Humidity:65.0%
Test Distance:5.780m [K=1.0000]
Remarks:

CU AND LUMINAIRE BUDGETARY ESTIMATE DIAGRAM

Test:U:220.23V I:0.0952A P:9.5413W PF:0.4549 Freq:50.00Hz Lamp Flux:412.13x1 lm		
NAME: 6506	TYPE:	WEIGHT:0.2KG
SPEC.:10W	DIM.: Φ6.2*H5.5CM	SERIAL No.:01
MFR.: NORDECOR	SUR.:	Shielding Angle:24°

r _{cc}	80%			70%			50%			30%			10%			0
r _w	50%	30%	10%	50%	30%	10%	50%	30%	10%	50%	30%	10%	50%	30%	10%	0
r _{fc}	20%			20%			20%			20%			20%			0
RCR	RCR:Room Cavity Ratio						Coefficients of Utilization(CU)									
0.0	1.19	1.19	1.19	1.16	1.16	1.16	1.11	1.11	1.11	1.06	1.06	1.06	1.02	1.02	1.02	1.00
1.0	1.12	1.10	1.08	1.10	1.08	1.07	1.06	1.05	1.03	1.02	1.01	1.00	.99	.98	.97	.96
2.0	1.06	1.03	1.00	1.05	1.02	.99	1.02	.99	.97	.99	.97	.95	.96	.95	.93	.92
3.0	1.01	.97	.94	1.00	.96	.94	.98	.95	.92	.95	.93	.91	.93	.91	.89	.88
4.0	.97	.93	.89	.96	.92	.89	.94	.90	.88	.92	.89	.87	.90	.88	.86	.85
5.0	.93	.88	.85	.92	.88	.85	.90	.87	.84	.89	.86	.83	.87	.85	.83	.81
6.0	.89	.85	.81	.89	.84	.81	.87	.83	.81	.86	.83	.80	.85	.82	.80	.78
7.0	.86	.81	.78	.85	.81	.78	.84	.80	.78	.83	.80	.77	.82	.79	.77	.76
8.0	.83	.78	.75	.82	.78	.75	.81	.78	.75	.81	.77	.75	.80	.77	.74	.73
9.0	.80	.76	.73	.80	.75	.73	.79	.75	.72	.78	.75	.72	.77	.74	.72	.71
10.0	.78	.73	.70	.77	.73	.70	.76	.73	.70	.76	.72	.70	.75	.72	.70	.69



H_(b) Range:-90 - 90DEG
H_(b) Interval: 1.0DEG
Test Speed: HIGH
Temperature:25.3DEG
Operators:AED
Test Date:2024-03-25

V(B) Range:-80 - 80DEG
V(B) Interval: 5.0DEG
Test System:EVERFINE GO-2000A_V1 SYSTEM V2.00.411
Humidity:65.0%
Test Distance:5.780m [K=1.0000]
Remarks:

WEC AND CCEC

Test:U:220.23V I:0.0952A P:9.5413W PF:0.4549 Freq:50.00Hz Lamp Flux:412.13x1 lm		
NAME: 6506	TYPE:	WEIGHT:0.2KG
SPEC.:10W	DIM.: #6.2*H5.5CM	SERIAL No.:01
MFR.: NORDECOR	SUR.:	Shielding Angle:24°

rcc	80%			70%			50%			30%			10%			0
r _w	50%	30%	10%	50%	30%	10%	50%	30%	10%	50%	30%	10%	50%	30%	10%	0
r _{fc}	20%			20%			20%			20%			20%			0
RCR	RCR:Room Cavity Ratio						Wall Exitance Coefficients(WEC)									
0.0																
1.0	.149	.085	.027	.142	.081	.026	.130	.074	.024	.118	.068	.022	.108	.062	.020	
2.0	.138	.076	.023	.133	.073	.023	.122	.068	.021	.113	.063	.020	.104	.059	.019	
3.0	.129	.069	.021	.124	.067	.020	.116	.063	.019	.108	.059	.018	.100	.056	.017	
4.0	.121	.063	.018	.117	.061	.018	.110	.058	.017	.103	.055	.017	.097	.053	.016	
5.0	.114	.058	.017	.111	.057	.017	.105	.054	.016	.099	.052	.015	.093	.050	.015	
6.0	.108	.054	.016	.105	.053	.015	.100	.051	.015	.095	.049	.014	.090	.047	.014	
7.0	.103	.051	.014	.100	.050	.014	.096	.048	.014	.091	.047	.014	.087	.045	.013	
8.0	.098	.048	.013	.096	.047	.013	.092	.046	.013	.088	.044	.013	.084	.043	.013	
9.0	.094	.045	.013	.092	.045	.013	.088	.044	.012	.085	.042	.012	.081	.041	.012	
10.0	.090	.043	.012	.088	.043	.012	.085	.042	.012	.082	.041	.012	.079	.040	.011	

rcc	80%			70%			50%			30%			10%			0
r _w	50%	30%	10%	50%	30%	10%	50%	30%	10%	50%	30%	10%	50%	30%	10%	0
r _{fc}	20%			20%			20%			20%			20%			0
RCR	RCR:Room Cavity Ratio						Ceiling Cavity Exitance Coefficients(CCEC)									
0.0	.190	.190	.190	.163	.163	.163	.111	.111	.111	.064	.064	.064	.020	.020	.020	
1.0	.169	.158	.147	.145	.135	.127	.099	.093	.088	.057	.054	.051	.018	.017	.016	
2.0	.152	.133	.117	.130	.114	.101	.089	.079	.070	.051	.046	.041	.016	.015	.013	
3.0	.137	.113	.094	.118	.098	.082	.081	.068	.057	.047	.040	.034	.015	.013	.011	
4.0	.125	.098	.077	.108	.085	.067	.074	.059	.047	.043	.035	.028	.014	.011	.009	
5.0	.115	.086	.064	.099	.074	.056	.068	.052	.040	.039	.031	.023	.013	.010	.008	
6.0	.107	.076	.054	.092	.066	.047	.063	.046	.033	.037	.027	.020	.012	.009	.007	
7.0	.099	.068	.046	.085	.059	.040	.059	.041	.029	.034	.024	.017	.011	.008	.006	
8.0	.093	.061	.040	.080	.053	.035	.055	.037	.025	.032	.022	.015	.010	.007	.005	
9.0	.087	.056	.035	.075	.048	.030	.052	.034	.021	.030	.020	.013	.010	.007	.004	
10.0	.082	.051	.030	.071	.044	.027	.049	.031	.019	.029	.018	.011	.009	.006	.004	

H_(b) Range:-90 - 90DEG
H_(b) Interval: 1.0DEG
Test Speed: HIGH
Temperature:25.3DEG
Operators:AED
Test Date:2024-03-25

V(B) Range:-80 - 80DEG
V(B) Interval: 5.0DEG
Test System:EVERFINE GO-2000A_V1 SYSTEM V2.00.411
Humidity:65.0%
Test Distance:5.780m [K=1.0000]
Remarks:

UGR(Unified Glare Rating) Table

Test:U:220.23V I:0.0952A P:9.5413W PF:0.4549 Freq:50.00Hz Lamp Flux:412.13x1 lm										
NAME: 6506					TYPE:			WEIGHT:0.2KG		
SPEC.:10W					DIM.: #6.2*H5.5CM			SERIAL No.:01		
MFR.: NORDECOR					SUR.:			Shielding Angle:24°		
ceiling/cavity	0.7	0.7	0.5	0.5	0.3	0.7	0.7	0.5	0.5	0.3
walls	0.5	0.3	0.5	0.3	0.3	0.5	0.3	0.5	0.3	0.3
working plane	0.2	0.2	0.2	0.2	0.2	0.2	0.2	0.2	0.2	0.2
Room dimensions	Viewed crosswise					Viewed endwise				
x = 2H y = 2H	-1.2	-0.4	-1.0	-0.3	-0.1	5.5	6.2	5.7	6.4	6.5
3H	-0.8	-0.2	-0.6	0.0	0.2	5.5	6.2	5.8	6.4	6.6
4H	-0.5	0.1	-0.2	0.3	0.6	5.6	6.2	5.9	6.4	6.7
6H	0.1	0.7	0.3	0.9	1.1	5.7	6.3	6.0	6.5	6.8
8H	0.5	1.1	0.8	1.3	1.6	5.7	6.3	6.0	6.5	6.8
12H	1.1	1.6	1.4	1.9	2.2	5.7	6.2	6.0	6.5	6.8
4H 2H	-1.1	-0.5	-0.9	-0.3	-0.1	5.3	5.9	5.5	6.1	6.3
3H	-0.7	-0.1	-0.4	0.1	0.4	5.4	5.9	5.7	6.2	6.5
4H	-0.3	0.2	0.1	0.5	0.8	5.5	6.0	5.8	6.3	6.6
6H	0.5	0.9	0.9	1.3	1.6	5.7	6.2	6.1	6.5	6.8
8H	1.0	1.5	1.4	1.8	2.2	5.8	6.2	6.1	6.5	6.9
12H	1.8	2.2	2.2	2.6	3.0	5.7	6.1	6.1	6.5	6.9
8H 4H	0.0	0.4	0.4	0.8	1.1	5.4	5.9	5.8	6.2	6.6
6H	1.0	1.3	1.4	1.7	2.1	5.7	6.1	6.2	6.5	6.9
8H	1.7	2.0	2.2	2.5	2.9	5.8	6.1	6.3	6.5	7.0
12H	2.7	3.0	3.2	3.5	3.9	5.8	6.0	6.2	6.5	7.0
12H 4H	0.1	0.5	0.5	0.8	1.2	5.4	5.8	5.8	6.2	6.5
6H	1.2	1.5	1.6	1.9	2.3	5.7	6.0	6.2	6.5	6.9
8H	2.0	2.3	2.5	2.7	3.2	5.8	6.1	6.3	6.5	7.0
Variations with the observer position at spacings:										
S = 1.0H	+ 0.7 / - 0.8					+ 2.8 / - 3.0				
1.5H	+ 1.0 / - 0.9					+ 4.9 / - 3.2				
2.0H	+ 1.4 / - 0.8					+ 2.7 / - 1.5				

CIE Pub.117, 412.1 lm Total Lamp Luminous Flux Correct (8log(F/F0) = -3.1)
Area: 0.1 m2

H_(b) Range:-90 - 90DEG
H_(b) Interval: 1.0DEG
Test Speed: HIGH
Temperature:25.3DEG
Operators:AED
Test Date:2024-03-25

V(B) Range:-80 - 80DEG
V(B) Interval: 5.0DEG
Test System:EVERFINE GO-2000A_V1 SYSTEM V2.00.411
Humidity:65.0%
Test Distance:5.780m [K=1.0000]
Remarks:

UTILIZATION FACTORS TABLE

Test:U:220.23V I:0.0952A P:9.5413W PF:0.4549 Freq:50.00Hz Lamp Flux:412.13x1 lm		
NAME: 6506	TYPE:	WEIGHT:0.2KG
SPEC.:10W	DIM.: ϕ 6.2*H5.5CM	SERIAL No.:01
MFR.: NORDECOR	SUR.:	Shielding Angle:24°

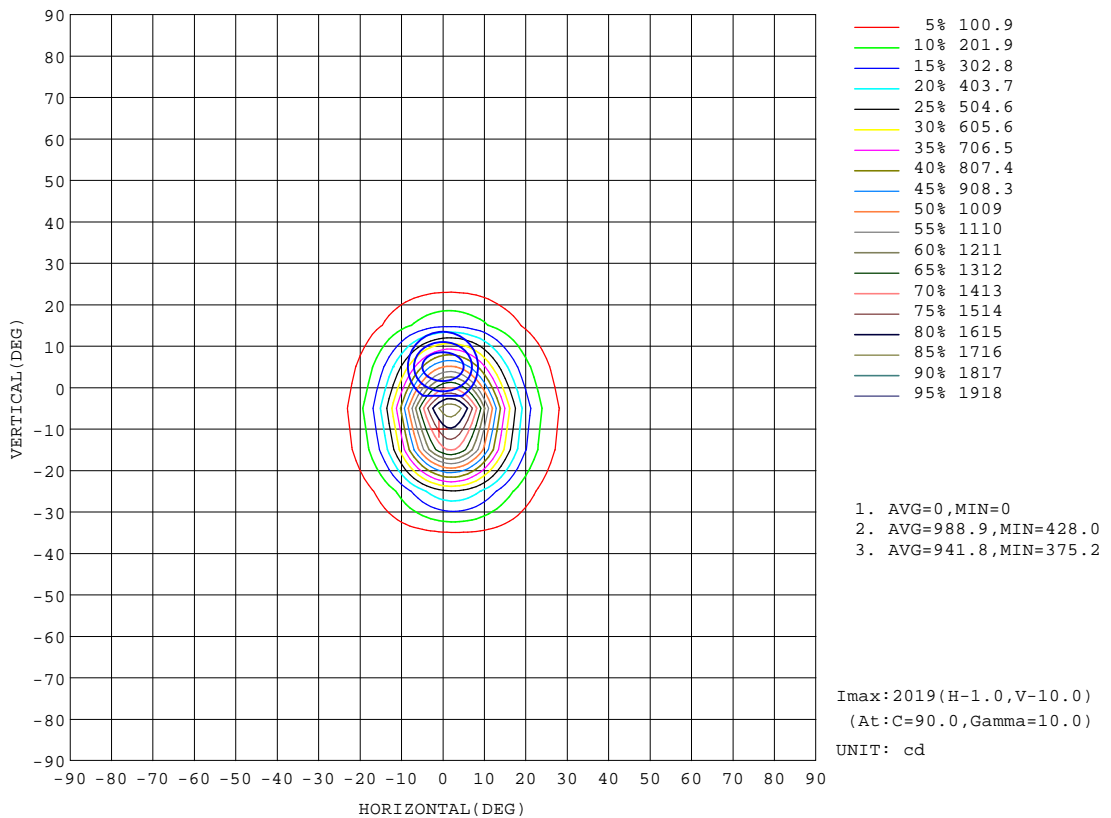
REFLECTANCE										
Ceiling	0.8	0.8	0.8	0.7	0.7	0.7	0.5	0.5	0.5	0
Walls	0.7	0.5	0.3	0.7	0.5	0.3	0.7	0.5	0.3	0
Working plane	0.2	0.2	0.2	0.2	0.2	0.2	0.2	0.2	0.2	0
ROOM INDEX	UTILIZATION FACTORS(PERCENT) $k(RI) \times RCR = 5$									
k = 0.60	90	84	80	89	83	80	88	83	80	77
0.80	97	91	88	96	91	88	95	90	87	84
1.00	101	95	92	100	95	92	98	95	91	87
1.25	104	99	96	103	99	96	101	98	95	91
1.50	107	102	99	106	102	99	103	100	98	93
2.00	109	105	102	108	104	101	105	102	100	95
2.50	111	107	104	109	106	103	106	104	102	96
3.00	112	109	106	110	108	105	107	105	103	97
4.00	114	112	109	112	110	108	109	107	105	98
5.00	115	113	112	113	111	110	109	108	107	99
ROOM INDEX	UF(total)									Direct
According to DIN EN 13032-2 2004			Suspended				SHRNOM = 1.25			

H(β) Range:-90 - 90DEG
H(β) Interval: 1.0DEG
Test Speed: HIGH
Temperature:25.3DEG
Operators:AED
Test Date:2024-03-25

V(B) Range:-80 - 80DEG
V(B) Interval: 5.0DEG
Test System:EVERFINE GO-2000A_V1 SYSTEM V2.00.411
Humidity:65.0%
Test Distance:5.780m [K=1.0000]
Remarks:

ISOCANDELA DIAGRAM

Test:U:220.23V I:0.0952A P:9.5413W PF:0.4549 Freq:50.00Hz Lamp Flux:412.13x1 lm		
NAME: 6506	TYPE:	WEIGHT:0.2KG
SPEC.:10W	DIM.: ϕ 6.2*H5.5CM	SERIAL No.:01
MFR.: NORDECOR	SUR.:	Shielding Angle:24°



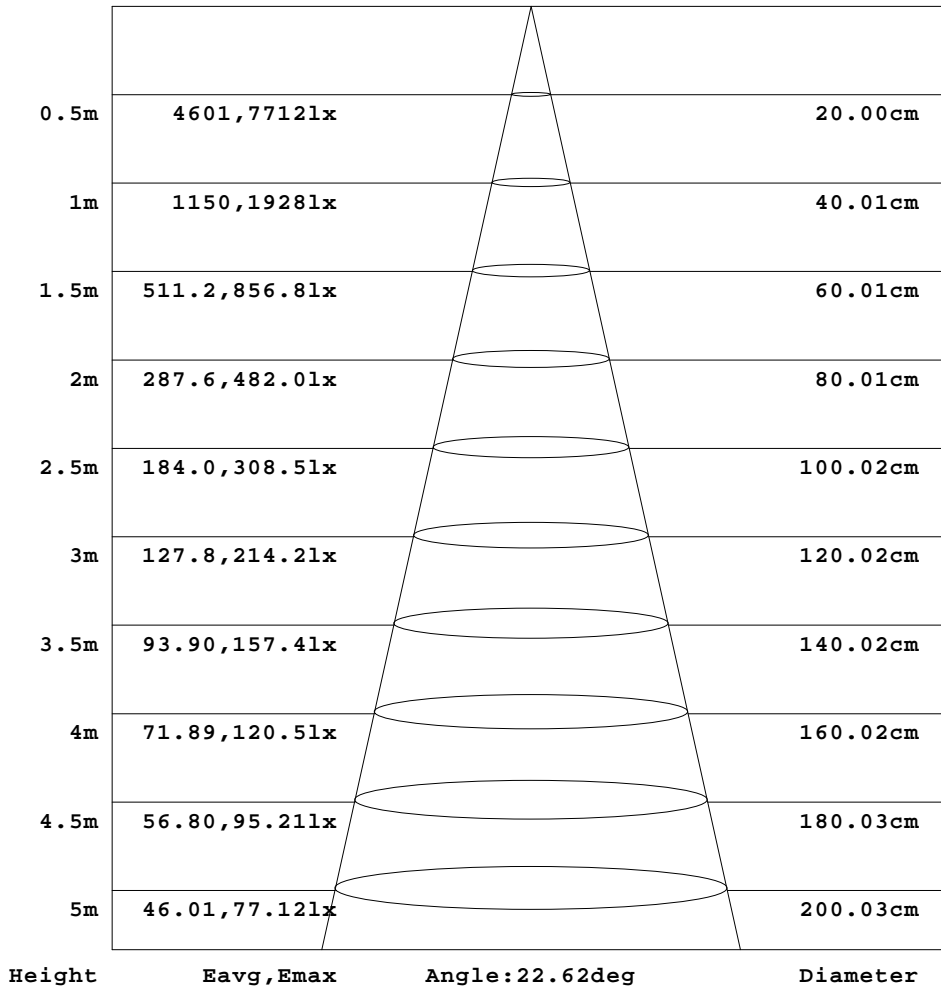
H(β) Range:-90 - 90DEG
 H(β) Interval: 1.0DEG
 Test Speed: HIGH
 Temperature:25.3DEG
 Operators:AED
 Test Date:2024-03-25

V(B) Range:-80 - 80DEG
 V(B) Interval: 5.0DEG
 Test System:EVERFINE GO-2000A_V1 SYSTEM V2.00.411
 Humidity:65.0%
 Test Distance:5.780m [K=1.0000]
 Remarks:

AAI Figure

Test:U:220.23V I:0.0952A P:9.5413W PF:0.4549 Freq:50.00Hz Lamp Flux:412.13x1 lm		
NAME: 6506	TYPE:	WEIGHT:0.2KG
SPEC.:10W	DIM.: ϕ 6.2*H5.5CM	SERIAL No.:01
MFR.: NORDECOR	SUR.:	Shielding Angle:24°

Flux out:149.6 lm



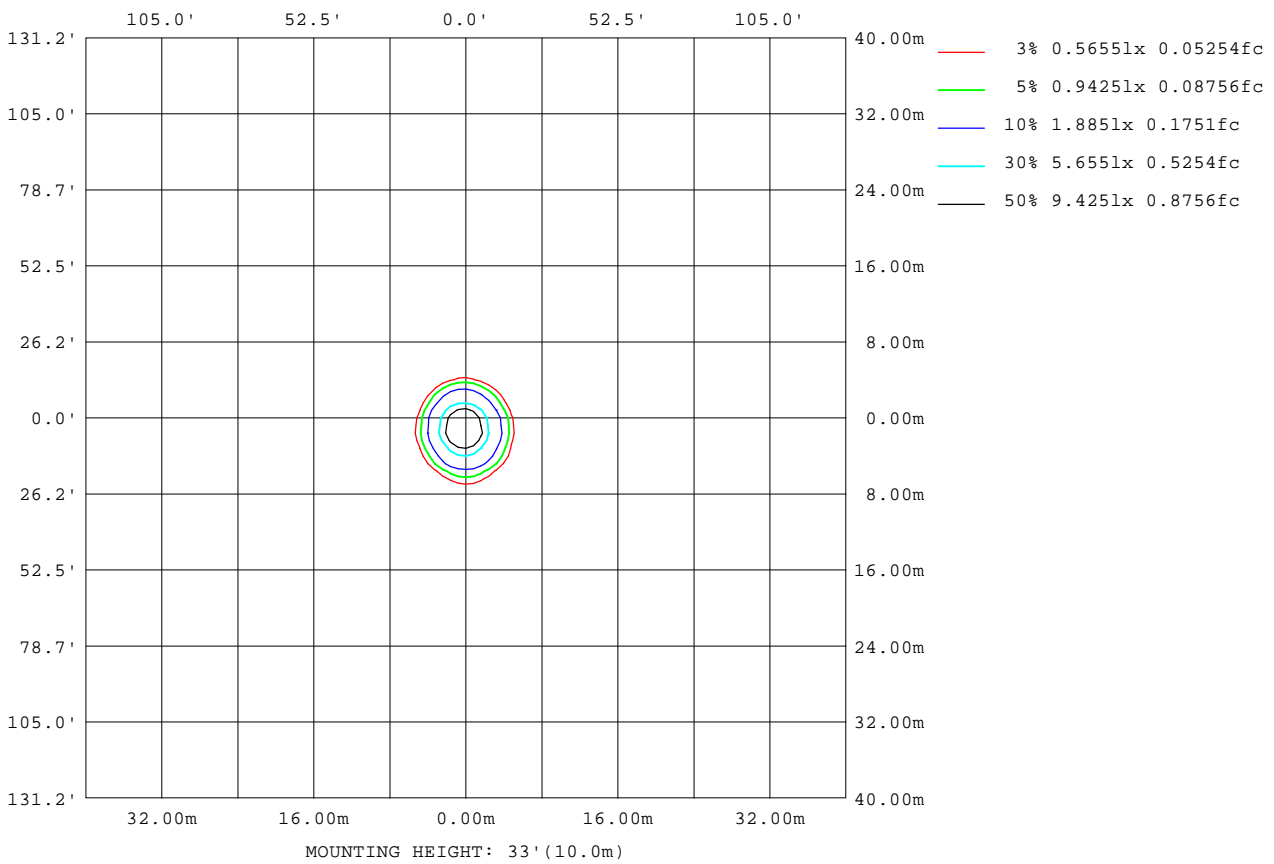
Note:The Curves indicate the illuminated area and the average illumination when the luminaire is at different distance.

H(β) Range:-90 - 90DEG
 H(β) Interval: 1.0DEG
 Test Speed: HIGH
 Temperature:25.3DEG
 Operators:AED
 Test Date:2024-03-25

V(B) Range:-80 - 80DEG
 V(B) Interval: 5.0DEG
 Test System:EVERFINE GO-2000A_V1 SYSTEM V2.00.411
 Humidity:65.0%
 Test Distance:5.780m [K=1.0000]
 Remarks:

ISOLUX DIAGRAM

Test:U:220.23V I:0.0952A P:9.5413W PF:0.4549 Freq:50.00Hz Lamp Flux:412.13x1 lm		
NAME: 6506	TYPE:	WEIGHT:0.2KG
SPEC.:10W	DIM.: Φ 6.2*H5.5CM	SERIAL No.:01
MFR.: NORDECOR	SUR.:	Shielding Angle:24°



H(β) Range:-90 - 90DEG
 H(β) Interval: 1.0DEG
 Test Speed: HIGH
 Temperature:25.3DEG
 Operators:AED
 Test Date:2024-03-25

V(B) Range:-80 - 80DEG
 V(B) Interval: 5.0DEG
 Test System:EVERFINE GO-2000A_V1 SYSTEM V2.00.411
 Humidity:65.0%
 Test Distance:5.780m [K=1.0000]
 Remarks:

LED Avg.L Report

Test:U:220.23V I:0.0952A P:9.5413W PF:0.4549 Freq:50.00Hz Lamp Flux:412.13x1 lm		
NAME: 6506	TYPE:	WEIGHT:0.2KG
SPEC.:10W	DIM.: Φ6.2*H5.5CM	SERIAL No.:01
MFR.: NORDECOR	SUR.:	Shielding Angle:24°

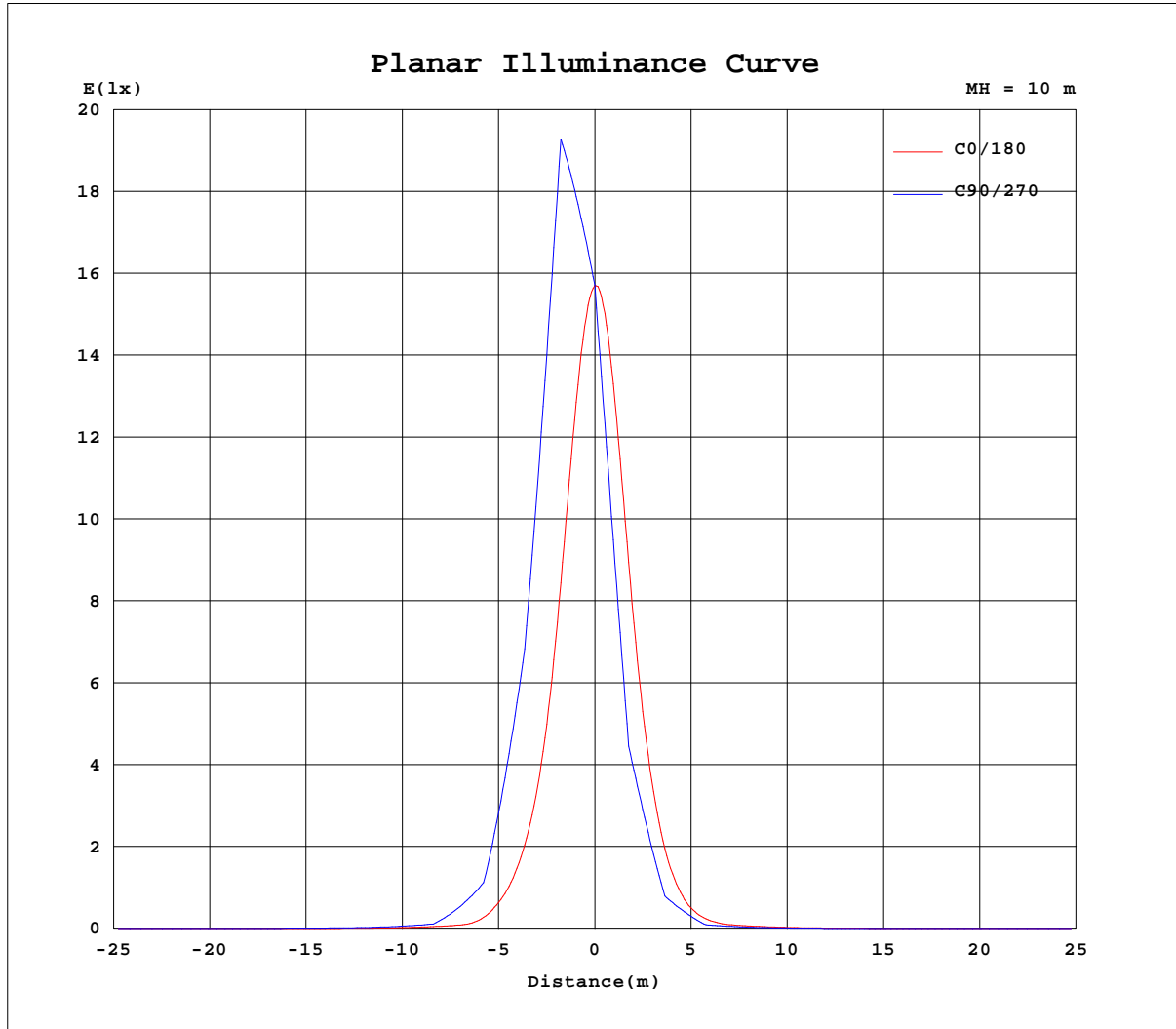
AvgL	cd/m2
L_0~180(65)av	49
L_0~180(75)av	61
L_0~180(85)av	158
L_90~270(65)av	59
L_90~270(75)av	63
L_90~270(85)av	0
L_45(65)av	38
L_45(75)av	54
L_45(85)av	57

Standard: GB/T 29293-2012

H(β) Range:-90 - 90DEG
 H(β) Interval: 1.0DEG
 Test Speed: HIGH
 Temperature:25.3DEG
 Operators:AED
 Test Date:2024-03-25

V(B) Range:-80 - 80DEG
 V(B) Interval: 5.0DEG
 Test System:EVERFINE GO-2000A_V1 SYSTEM V2.00.411
 Humidity:65.0%
 Test Distance:5.780m [K=1.0000]
 Remarks:

Planar Illuminance Curve



H(β) Range:-90 - 90DEG
 H(β) Interval: 1.0DEG
 Test Speed: HIGH
 Temperature:25.3DEG
 Operators:AED
 Test Date:2024-03-25

V(B) Range:-80 - 80DEG
 V(B) Interval: 5.0DEG
 Test System:EVERFINE GO-2000A_V1 SYSTEM V2.00.411
 Humidity:65.0%
 Test Distance:5.780m [K=1.0000]
 Remarks:

LUMINOUS DISTRIBUTION INTENSITY DATA

Test:U:220.23V I:0.0952A P:9.5413W PF:0.4549 Freq:50.00Hz Lamp Flux:412.13x1 lm		
NAME: 6506	TYPE:	WEIGHT:0.2KG
SPEC.:10W	DIM.: #6.2*H5.5CM	SERIAL No.:01
MFR.: NORDECOR	SUR.:	Shielding Angle:24°

Table--1 UNIT: cd

C(DEG) g (DEG)	0	5	10	15	20	25	30	35	40	45	50	55	60	65	70	75	80	85	90
0	1571	1571	1571	1571	1571	1571	1571	1571	1571	1571	1571	1571	1571	1571	1571	1571	1571	1571	1571
5	1344	1369	1396	1425	1457	1490	1525	1561	1596	1630	1665	1696	1723	1749	1767	1781	1791	1791	1790
10	885	928	979	1038	1104	1177	1257	1314	1377	1447	1521	1599	1680	1759	1834	1902	1959	1999	2019
15	480	520	569	628	691	734	789	861	947	1023	1095	1166	1236	1297	1350	1390	1415	1424	1415
20	247	273	307	343	363	394	435	480	535	597	651	688	722	752	777	798	812	821	824
25	115	131	152	161	173	193	222	258	273	289	304	335	374	413	449	478	497	502	495
30	42.6	52.1	61.6	63.9	71.8	86.4	99.6	106	113	135	158	180	190	197	199	195	187	179	174
35	16.4	18.4	19.8	20.6	26.0	30.7	31.8	39.1	50.6	57.2	58.7	54.8	65.4	76.5	87.6	96.0	100	101	98.0
40	11.2	12.3	12.5	13.0	13.7	13.7	14.5	17.1	17.9	15.8	21.2	28.4	33.5	35.2	34.3	32.0	29.1	26.4	25.1
45	7.35	8.32	8.21	8.93	8.76	9.10	9.36	9.10	9.87	10.8	11.3	11.9	12.0	13.0	14.0	15.4	16.9	17.5	17.3
50	4.51	5.13	5.17	5.40	5.36	5.45	5.21	5.76	5.86	5.89	6.71	7.50	8.10	8.57	9.01	9.43	9.74	9.81	9.79
55	2.85	3.09	3.15	2.92	3.01	2.66	2.92	2.63	3.07	3.58	3.74	3.90	4.51	5.26	5.90	6.44	6.81	7.01	7.02
60	2.22	2.29	2.26	2.11	1.85	1.74	1.56	1.68	1.78	1.76	2.19	2.78	3.20	3.51	3.77	3.96	4.10	4.19	4.28
65	1.85	1.87	1.77	1.60	1.44	1.30	1.27	1.26	1.43	1.61	1.79	1.96	2.19	2.45	2.74	2.99	3.17	3.28	3.33
70	1.64	1.62	1.50	1.31	1.16	1.07	1.15	1.24	1.35	1.47	1.62	1.76	1.90	2.02	2.15	2.25	2.32	2.36	2.39
75	1.51	1.43	1.24	1.09	1.03	1.09	1.16	1.24	1.31	1.39	1.46	1.53	1.61	1.68	1.76	1.82	1.87	1.89	1.91
80	1.46	1.26	1.05	1.03	1.08	1.13	1.18	1.20	1.23	1.26	1.28	1.31	1.35	1.37	1.41	1.41	1.43	1.46	1.44
85	1.40	1.03	1.05	1.09	1.08	1.08	1.06	0.81	0.63	0.48	0.36	0.27	0.20	0.13	0.09	0.05	0.02	0.01	0.00
90	1.34	0.00	0.00	0.00	0.00	0.00	0.00	0.00	0.00	0.00	0.00	0.00	0.00	0.00	0.00	0.00	0.00	0.00	0.00

H(β) Range:-90 - 90DEG
 H(β) Interval: 1.0DEG
 Test Speed: HIGH
 Temperature:25.3DEG
 Operators:AED
 Test Date:2024-03-25
 V(B) Range:-80 - 80DEG
 V(B) Interval: 5.0DEG
 Test System:EVERFINE GO-2000A_V1 SYSTEM V2.00.411
 Humidity:65.0%
 Test Distance:5.780m [K=1.0000]
 Remarks:

LUMINOUS DISTRIBUTION INTENSITY DATA

Test:U:220.23V I:0.0952A P:9.5413W PF:0.4549 Freq:50.00Hz Lamp Flux:412.13x1 lm		
NAME: 6506	TYPE:	WEIGHT:0.2KG
SPEC.:10W	DIM.: Φ6.2*H5.5CM	SERIAL No.:01
MFR.: NORDECOR	SUR.:	Shielding Angle:24°

Table--2

UNIT: cd

C(DEG) g (DEG)	95	100	105	110	115	120	125	130	135	140	145	150	155	160	165	170	175	180	185
0	1571	1571	1571	1571	1571	1571	1571	1571	1571	1571	1571	1571	1571	1571	1571	1571	1571	1571	1571
5	1777	1763	1742	1718	1692	1662	1633	1602	1571	1542	1514	1487	1464	1443	1425	1410	1397	1388	1343
10	2010	1979	1927	1858	1776	1685	1585	1483	1380	1279	1183	1093	1042	1003	974	953	940	936	875
15	1385	1347	1305	1259	1211	1164	1120	1077	1037	975	840	724	630	550	520	507	503	507	459
20	815	796	767	724	673	617	556	496	456	438	422	411	351	292	246	232	231	235	205
25	475	448	415	380	344	306	272	242	212	186	163	161	160	143	112	92.5	92.1	95.2	79.8
30	171	169	166	159	146	130	113	102	93.1	83.1	70.0	59.0	55.0	55.9	48.7	38.0	35.9	37.3	30.5
35	91.6	84.0	76.7	69.0	60.5	52.5	44.2	39.5	33.9	31.3	29.6	26.2	22.3	21.8	22.4	18.8	17.4	17.7	15.7
40	25.0	25.8	27.3	27.9	26.9	23.7	19.9	16.9	15.7	15.2	14.0	14.1	14.4	13.4	13.7	13.4	12.2	12.6	10.9
45	16.2	14.9	14.0	13.2	12.3	11.4	10.7	9.90	9.19	9.18	9.27	8.76	8.99	9.29	8.68	9.48	8.09	8.52	7.03
50	9.73	9.45	8.98	8.40	7.70	6.95	6.28	5.82	5.25	4.98	4.91	5.24	5.11	5.53	5.48	5.73	5.21	5.37	4.45
55	6.88	6.56	6.10	5.52	4.86	4.12	3.49	3.32	3.00	2.71	2.66	2.87	3.19	3.39	3.85	3.82	3.85	3.82	3.31
60	4.29	4.24	4.11	3.85	3.47	2.98	2.59	2.31	2.09	1.96	1.91	1.98	2.18	2.48	2.68	2.86	2.99	2.91	2.59
65	3.30	3.20	3.06	2.87	2.65	2.41	2.22	2.00	1.80	1.64	1.52	1.54	1.63	1.80	2.04	2.26	2.32	2.31	2.09
70	2.38	2.35	2.30	2.21	2.10	1.96	1.84	1.72	1.61	1.51	1.41	1.32	1.29	1.41	1.57	1.73	1.84	1.91	1.70
75	1.89	1.87	1.82	1.76	1.70	1.63	1.57	1.52	1.46	1.39	1.31	1.26	1.21	1.17	1.26	1.43	1.57	1.65	1.46
80	1.42	1.43	1.41	1.39	1.36	1.34	1.31	1.29	1.27	1.25	1.24	1.23	1.19	1.14	1.11	1.17	1.33	1.46	1.23
85	0.01	0.02	0.05	0.09	0.13	0.20	0.27	0.37	0.48	0.63	0.83	1.11	1.11	1.12	1.14	1.10	1.12	1.35	1.10
90	0.00	0.00	0.00	0.00	0.00	0.00	0.00	0.00	0.00	0.00	0.00	0.00	0.00	0.00	0.00	0.00	0.00	1.28	0.00

H(β) Range:-90 - 90DEG
H(β) Interval: 1.0DEG
Test Speed: HIGH
Temperature:25.3DEG
Operators:AED
Test Date:2024-03-25

V(B) Range:-80 - 80DEG
V(B) Interval: 5.0DEG
Test System:EVERFINE GO-2000A_V1 SYSTEM V2.00.411
Humidity:65.0%
Test Distance:5.780m [K=1.0000]
Remarks:

LUMINOUS DISTRIBUTION INTENSITY DATA

Test:U:220.23V I:0.0952A P:9.5413W PF:0.4549 Freq:50.00Hz Lamp Flux:412.13x1 lm		
NAME: 6506	TYPE:	WEIGHT:0.2KG
SPEC.:10W	DIM.: #6.2*H5.5CM	SERIAL No.:01
MFR.: NORDECOR	SUR.:	Shielding Angle:24°

Table--3

UNIT: cd

C(DEG) g (DEG)	190	195	200	205	210	215	220	225	230	235	240	245	250	255	260	265	270	275	280
0	1571	1571	1571	1571	1571	1571	1571	1571	1571	1571	1571	1571	1571	1571	1571	1571	1571	1571	1571
5	1301	1262	1226	1192	1162	1136	1111	1089	1071	1055	1041	1032	1023	1018	1016	1015	1018	1020	1027
10	821	772	727	687	650	632	615	598	580	562	544	526	509	493	480	471	467	467	473
15	417	379	347	337	327	316	301	293	289	285	282	280	279	279	279	280	281	283	284
20	178	158	155	153	151	147	142	136	132	130	126	121	115	108	102	97.5	95.9	97.5	102
25	66.3	63.4	63.8	62.2	58.0	52.3	51.2	48.4	42.3	42.6	45.7	48.4	50.4	52.2	53.5	54.3	54.9	55.6	56.0
30	25.7	25.3	25.0	23.3	21.8	20.0	16.6	17.5	18.8	19.8	21.1	21.3	20.5	18.7	16.7	15.0	14.4	15.1	17.0
35	14.7	14.5	13.0	12.1	11.8	11.2	10.6	10.4	10.4	10.1	10.1	10.1	10.1	10.2	10.2	10.3	10.4	10.5	10.5
40	10.4	9.59	8.49	8.15	7.50	6.97	6.85	6.72	6.61	6.50	6.51	6.54	6.53	6.49	6.45	6.43	6.41	6.44	6.54
45	7.02	5.75	5.30	4.74	4.26	4.09	4.09	3.94	3.89	3.82	3.94	4.14	4.29	4.37	4.43	4.47	4.51	4.52	4.54
50	4.17	3.40	3.01	2.64	2.37	2.40	2.46	2.30	2.44	2.62	2.77	2.85	2.85	2.79	2.71	2.63	2.62	2.62	2.67
55	2.88	2.44	2.09	1.86	1.80	1.80	1.85	1.92	2.00	2.07	2.10	2.14	2.18	2.20	2.22	2.23	2.22	2.22	2.20
60	2.21	1.90	1.64	1.55	1.54	1.58	1.66	1.73	1.77	1.80	1.84	1.86	1.87	1.87	1.86	1.85	1.83	1.84	1.83
65	1.82	1.52	1.39	1.37	1.42	1.49	1.53	1.57	1.62	1.63	1.65	1.66	1.66	1.66	1.66	1.66	1.65	1.65	1.64
70	1.45	1.28	1.25	1.30	1.36	1.42	1.46	1.48	1.48	1.50	1.50	1.50	1.50	1.49	1.48	1.47	1.47	1.47	1.47
75	1.22	1.16	1.21	1.29	1.34	1.35	1.37	1.38	1.38	1.39	1.38	1.38	1.38	1.37	1.37	1.38	1.37	1.37	1.37
80	1.11	1.19	1.25	1.28	1.30	1.30	1.30	1.30	1.30	1.29	1.29	1.28	1.29	1.27	1.27	1.29	1.27	1.26	1.27
85	1.21	1.25	1.25	1.24	1.23	0.92	0.69	0.52	0.38	0.28	0.20	0.13	0.08	0.04	0.02	0.00	0.00	0.00	0.02
90	0.00	0.00	0.00	0.00	0.00	0.00	0.00	0.00	0.00	0.00	0.00	0.00	0.00	0.00	0.00	0.00	0.00	0.00	0.00

H(B) Range:-90 - 90DEG
H(B) Interval: 1.0DEG
Test Speed: HIGH
Temperature:25.3DEG
Operators:AED
Test Date:2024-03-25

V(B) Range:-80 - 80DEG
V(B) Interval: 5.0DEG
Test System:EVERFINE GO-2000A_V1 SYSTEM V2.00.411
Humidity:65.0%
Test Distance:5.780m [K=1.0000]
Remarks:

LUMINOUS DISTRIBUTION INTENSITY DATA

Test:U:220.23V I:0.0952A P:9.5413W PF:0.4549 Freq:50.00Hz Lamp Flux:412.13x1 lm		
NAME: 6506	TYPE:	WEIGHT:0.2KG
SPEC.:10W	DIM.: #6.2*H5.5CM	SERIAL No.:01
MFR.: NORDECOR	SUR.:	Shielding Angle:24°

Table--4

UNIT: cd

C(DEG) g (DEG)	285	290	295	300	305	310	315	320	325	330	335	340	345	350	355				
0	1571	1571	1571	1571	1571	1571	1571	1571	1571	1571	1571	1571	1571	1571	1571				
5	1034	1043	1055	1066	1081	1095	1111	1129	1149	1169	1192	1218	1246	1276	1309				
10	484	501	521	546	573	603	635	667	700	733	751	769	791	817	847				
15	285	285	285	285	284	280	277	286	323	356	387	416	429	441	457				
20	110	118	127	135	142	150	154	156	156	156	174	196	218	226	234				
25	55.7	54.1	51.6	48.3	44.2	44.8	57.7	67.4	74.5	73.2	71.3	77.0	92.1	106	109				
30	19.6	22.1	24.0	24.8	24.4	21.9	18.5	16.7	24.4	29.2	28.6	25.5	29.9	39.0	41.0				
35	10.5	10.4	10.3	10.1	10.2	11.0	11.2	11.5	11.5	12.0	13.0	13.5	13.6	15.4	16.2				
40	6.60	6.65	6.72	6.82	6.84	6.67	6.45	6.83	7.42	7.57	7.70	8.73	9.14	9.80	10.9				
45	4.48	4.32	4.09	3.78	3.65	3.89	4.10	3.97	3.70	4.33	4.60	4.88	5.77	5.97	7.16				
50	2.75	2.82	2.83	2.78	2.57	2.31	2.12	2.39	2.36	2.08	2.55	2.63	3.08	3.49	4.23				
55	2.16	2.11	2.05	1.97	1.92	1.89	1.82	1.69	1.60	1.63	1.58	1.76	1.88	2.28	2.62				
60	1.82	1.81	1.79	1.76	1.71	1.64	1.55	1.49	1.43	1.32	1.32	1.32	1.52	1.75	2.01				
65	1.63	1.61	1.59	1.58	1.54	1.51	1.47	1.41	1.33	1.26	1.17	1.16	1.21	1.40	1.67				
70	1.47	1.45	1.46	1.46	1.44	1.41	1.39	1.35	1.32	1.25	1.15	1.09	1.08	1.20	1.44				
75	1.36	1.36	1.37	1.36	1.34	1.33	1.31	1.31	1.30	1.26	1.21	1.11	1.03	1.05	1.25				
80	1.28	1.28	1.29	1.30	1.29	1.28	1.28	1.28	1.28	1.25	1.23	1.19	1.11	1.00	1.08				
85	0.04	0.08	0.13	0.20	0.28	0.38	0.52	0.70	0.92	1.23	1.25	1.24	1.21	1.15	0.98				
90	0.00	0.00	0.00	0.00	0.00	0.00	0.00	0.00	0.00	0.00	0.00	0.00	0.00	0.00	0.00				

H(β) Range:-90 - 90DEG
H(β) Interval: 1.0DEG
Test Speed: HIGH
Temperature:25.3DEG
Operators:AED
Test Date:2024-03-25

V(B) Range:-80 - 80DEG
V(B) Interval: 5.0DEG
Test System:EVERFINE GO-2000A_V1 SYSTEM V2.00.411
Humidity:65.0%
Test Distance:5.780m [K=1.0000]
Remarks: