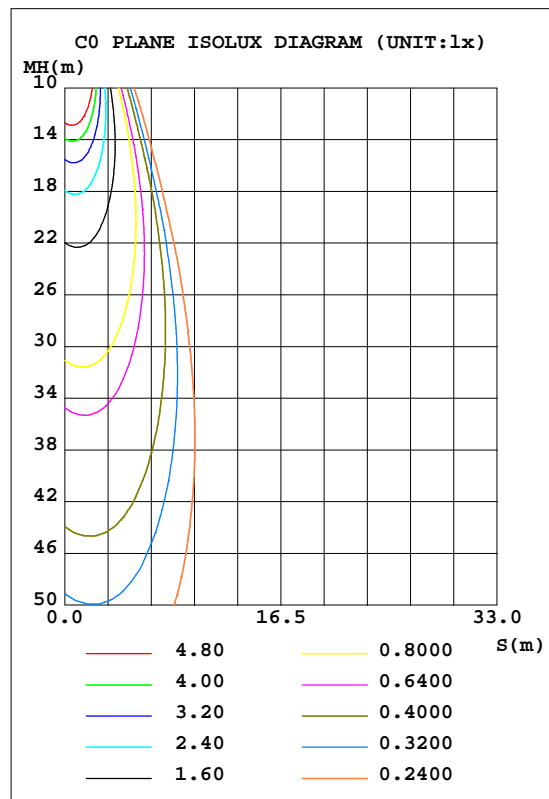
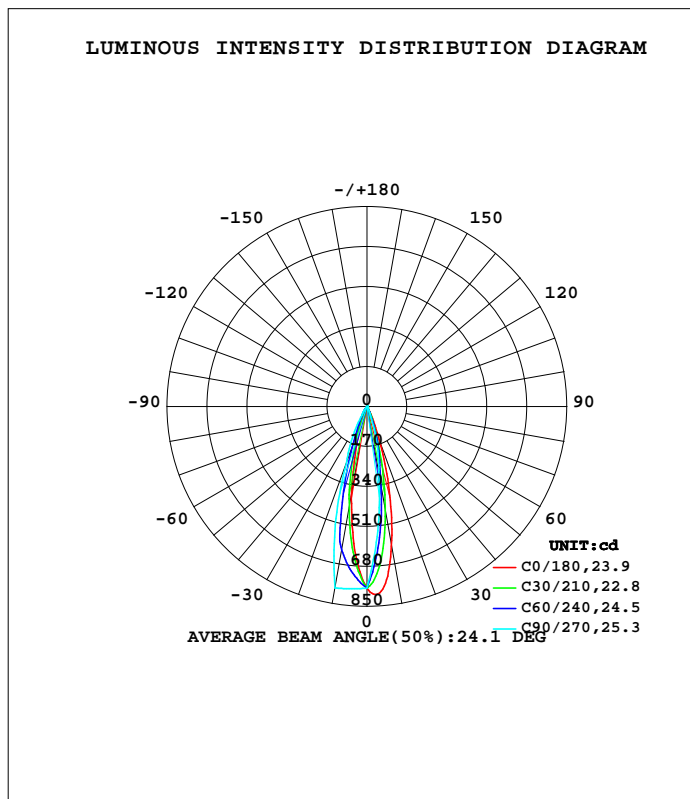


LUMINAIRE PHOTOMETRIC TEST REPORT

Test:U:220.27V I:0.0483A P:4.6067W PF:0.4332 Freq:50.00Hz Lamp Flux:180.08lx1 lm		
NAME: 6504	TYPE:	WEIGHT:
SPEC.:5W	DIM.: ϕ 5.2*H5.5CM	SERIAL No.:01
MFR.: NORDECOR	SUR.:	Shielding Angle:24°

DATA OF LAMP		PHOTOMETRIC DATA Eff: 39.09 lm/W			
MODEL		I _{max} (cd)	801.1	S/MH(C0/180)	0.34
NOMINAL POWER(W)		LOR(%)	100.0	S/MH(C90/270)	0.54
RATED VOLTAGE(V)		TOTAL FLUX(lm)	180.08	h UP, DN(C0-180)	0.0,34.7
NOMINAL FLUX(lm)	180.081	CIE CLASS	DIRECT	h UP, DN(C180-360)	0.0,65.3
LAMPS INSIDE	1	h up(%)	0.0	CIBSE SHR NOM	0.00
TEST VOLTAGE(V)	0	h down(%)	100.0	CIBSE SHR MAX	1.00



H(h) Range:-90 - 90DEG
H(h) Interval: 1.0DEG
Test Speed: HIGH
Temperature:25.3DEG
Operators:AED
Test Date:2024-03-26

V(B) Range:-80 - 80DEG
V(B) Interval: 5.0DEG
Test System:EVERFINE GO-2000A_V1 SYSTEM V2.00.411
Humidity:65.0%
Test Distance:5.780m [K=1.0000]
Remarks:

ZONAL FLUX DIAGRAM

ZONAL FLUX DIAGRAM:

g	C0	C45	C90	C135	C180	C225	C270	C315	g	F zone	F total	%lum,lamp
10	602.7	398.4	289.2	284.1	390.3	516.9	783.3	710.3	0- 10	57.42	57.42	31.9,31.9
20	165.6	97.45	49.83	63.14	78.92	148.5	257.3	274.5	10- 20	80.49	137.9	76.6,76.6
30	20.76	10.75	4.405	15.21	24.82	34.42	45.20	43.68	20- 30	30.86	168.8	93.7,93.7
40	1.866	1.445	2.110	1.587	2.919	2.470	2.447	1.849	30- 40	6.401	175.2	97.3,97.3
50	1.392	1.140	1.671	1.261	1.910	1.232	1.414	1.077	40- 50	1.338	176.5	98,98
60	1.226	1.022	1.227	1.057	1.357	1.013	1.198	0.9150	50- 60	1.101	177.6	98.6,98.6
70	1.027	0.9751	0.9810	0.9637	1.078	0.9343	1.055	0.9028	60- 70	1.017	178.6	99.2,99.2
80	0.9357	0.8126	0.8440	0.8433	0.9640	0.9182	0.9583	0.9108	70- 80	0.9683	179.6	99.7,99.7
90	0.9640	0	0	0	0.8556	0	0	0	80- 90	0.4867	180.1	100,100
100									90-100			
110									100-110			
120									110-120			
130									120-130			
140									130-140			
150									140-150			
160									150-160			
170									160-170			
180									170-180			
DEG	LUMINOUS INTENSITY:cd									UNIT:lm		

Conical surface Flux(90deg): 175.9 lm

%lum = 97.7%
%lamp = 97.7%

Conical surface Flux(120deg): 177.61 lm

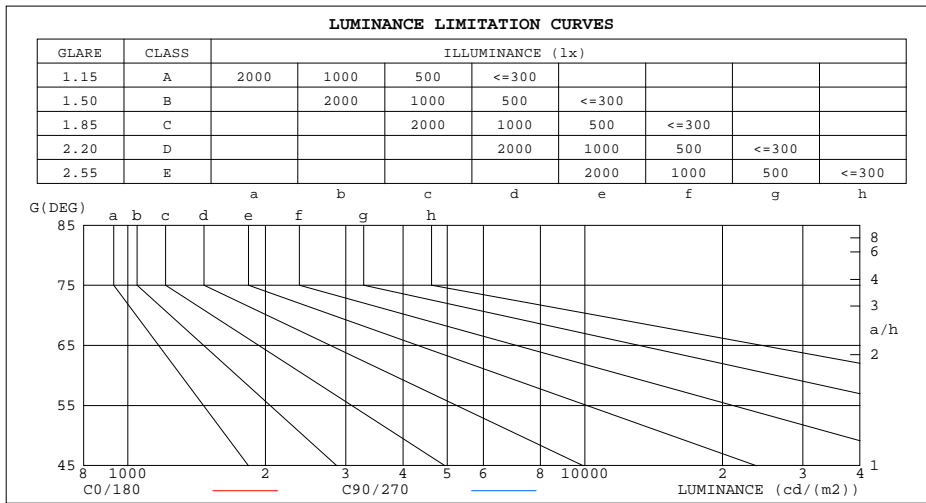
%lum = 98.6%
%lamp = 98.6%

H(β) Range:-90 - 90DEG
H(β) Interval: 1.0DEG
Test Speed: HIGH
Temperature:25.3DEG
Operators:AED
Test Date:2024-03-26

V(B) Range:-80 - 80DEG
V(B) Interval: 5.0DEG
Test System:EVERFINE GO-2000A_V1 SYSTEM V2.00.411
Humidity:65.0%
Test Distance:5.780m [K=1.0000]
Remarks:

LUMINANCE LIMITATION CURVES

Test:U:220.27V I:0.0483A P:4.6067W PF:0.4332 Freq:50.00Hz Lamp Flux:180.08lx1 lm		
NAME: 6504	TYPE:	WEIGHT:
SPEC.:5W	DIM.: ϕ 5.2*H5.5CM	SERIAL No.:01
MFR.: NORDECOR	SUR.:	Shielding Angle:24°



LUMINANCE cd/(m2)		
G(DEG)	C0/180	C90/270
85	111	0
80	54	49
75	37	35
70	30	29
65	26	26
60	25	25
55	23	25
50	22	26
45	23	27

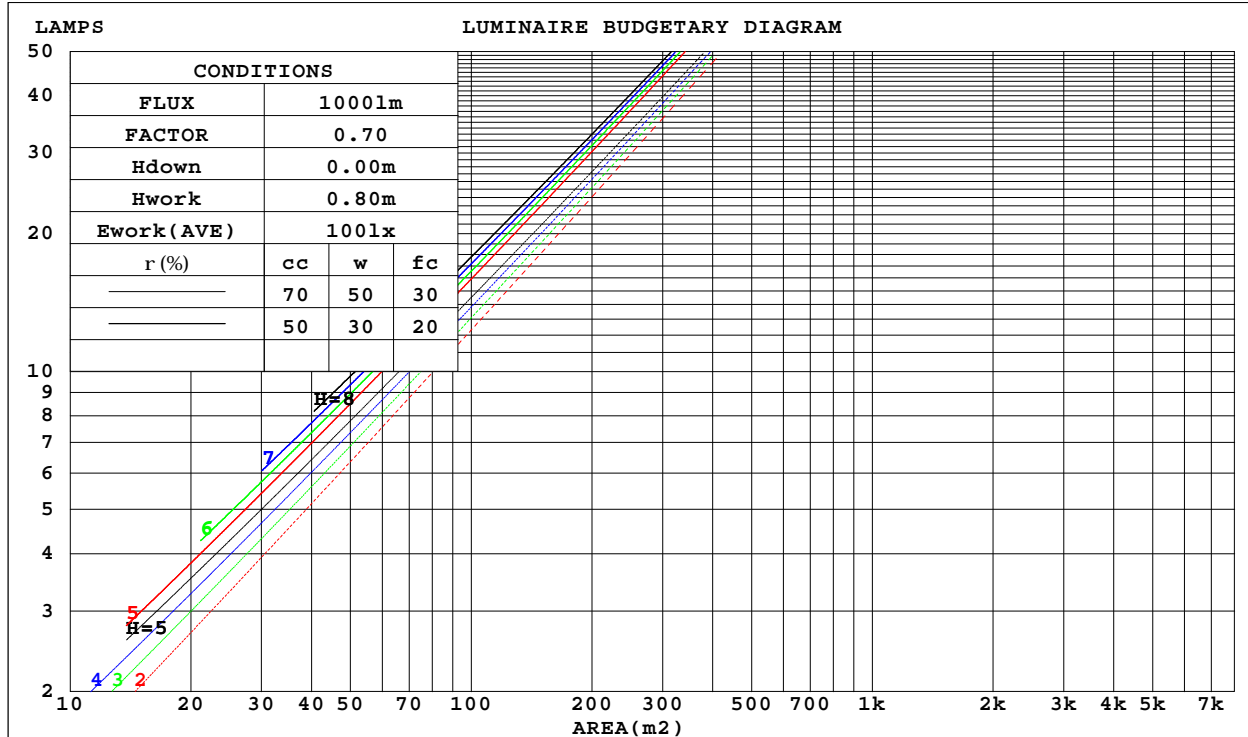
H(b) Range:-90 - 90DEG
H(b) Interval: 1.0DEG
Test Speed: HIGH
Temperature:25.3DEG
Operators:AED
Test Date:2024-03-26

V(B) Range:-80 - 80DEG
V(B) Interval: 5.0DEG
Test System:EVERFINE GO-2000A_V1 SYSTEM V2.00.411
Humidity:65.0%
Test Distance:5.780m [K=1.0000]
Remarks:

CU AND LUMINAIRE BUDGETARY ESTIMATE DIAGRAM

Test:U:220.27V I:0.0483A P:4.6067W PF:0.4332 Freq:50.00Hz Lamp Flux:180.08lx1 lm		
NAME: 6504	TYPE:	WEIGHT:
SPEC.:5W	DIM.: ϕ 5.2*H5.5CM	SERIAL No.:01
MFR.: NORDECOR	SUR.:	Shielding Angle:24°

r _{cc}	80%			70%			50%			30%			10%			0
r _w	50%	30%	10%	50%	30%	10%	50%	30%	10%	50%	30%	10%	50%	30%	10%	0
r _{fc}	20%			20%			20%			20%			20%			0
RCR	RCR:Room Cavity Ratio						Coefficients of Utilization(CU)									
0.0	1.19	1.19	1.19	1.16	1.16	1.16	1.11	1.11	1.11	1.06	1.06	1.06	1.02	1.02	1.02	1.00
1.0	1.12	1.10	1.09	1.10	1.08	1.07	1.06	1.05	1.04	1.03	1.01	1.00	.99	.98	.98	.96
2.0	1.07	1.04	1.01	1.05	1.02	.99	1.02	.99	.98	.99	.97	.96	.96	.95	.94	.92
3.0	1.02	.98	.95	1.01	.97	.94	.98	.95	.93	.96	.93	.91	.94	.92	.90	.89
4.0	.98	.94	.90	.97	.93	.90	.95	.91	.89	.93	.90	.88	.91	.89	.87	.86
5.0	.94	.90	.86	.93	.89	.86	.91	.88	.85	.90	.87	.85	.88	.86	.84	.83
6.0	.90	.86	.83	.90	.86	.83	.88	.85	.82	.87	.84	.82	.86	.83	.81	.80
7.0	.87	.83	.80	.87	.83	.80	.86	.82	.79	.85	.81	.79	.84	.81	.79	.78
8.0	.85	.80	.77	.84	.80	.77	.83	.79	.77	.82	.79	.77	.81	.78	.76	.75
9.0	.82	.78	.75	.81	.77	.75	.81	.77	.74	.80	.77	.74	.79	.76	.74	.73
10.0	.79	.75	.73	.79	.75	.72	.78	.75	.72	.78	.74	.72	.77	.74	.72	.71



H_(b) Range:-90 - 90DEG
H_(b) Interval: 1.0DEG
Test Speed: HIGH
Temperature:25.3DEG
Operators:AED
Test Date:2024-03-26

V(B) Range:-80 - 80DEG
V(B) Interval: 5.0DEG
Test System:EVERFINE GO-2000A_V1 SYSTEM V2.00.411
Humidity:65.0%
Test Distance:5.780m [K=1.0000]
Remarks:

WEC AND CCEC

Test:U:220.27V I:0.0483A P:4.6067W PF:0.4332 Freq:50.00Hz Lamp Flux:180.081x1 lm		
NAME: 6504	TYPE:	WEIGHT:
SPEC.:5W	DIM.: Φ 5.2*H5.5CM	SERIAL No.:01
MFR.: NORDECOR	SUR.:	Shielding Angle:24°

rcc	80%			70%			50%			30%			10%			0
rw	50%	30%	10%	50%	30%	10%	50%	30%	10%	50%	30%	10%	50%	30%	10%	0
rfc	20%			20%			20%			20%			20%			0
RCR	RCR:Room Cavity Ratio						Wall Exitance Coefficients(WEC)									
0.0																
1.0	.147	.083	.026	.140	.080	.025	.128	.073	.023	.116	.067	.022	.106	.061	.020	
2.0	.135	.074	.023	.130	.071	.022	.119	.066	.021	.110	.062	.019	.101	.057	.018	
3.0	.125	.067	.020	.121	.065	.019	.112	.061	.018	.104	.057	.018	.097	.054	.017	
4.0	.117	.061	.018	.113	.059	.018	.106	.056	.017	.099	.053	.016	.093	.051	.015	
5.0	.110	.056	.016	.107	.055	.016	.101	.052	.015	.095	.050	.015	.090	.048	.014	
6.0	.104	.052	.015	.101	.051	.015	.096	.049	.014	.091	.047	.014	.086	.045	.013	
7.0	.099	.049	.014	.096	.048	.014	.092	.046	.013	.087	.045	.013	.083	.043	.013	
8.0	.094	.046	.013	.092	.045	.013	.088	.044	.013	.084	.043	.012	.080	.041	.012	
9.0	.090	.043	.012	.088	.043	.012	.084	.042	.012	.081	.041	.012	.078	.039	.011	
10.0	.086	.041	.011	.084	.041	.011	.081	.040	.011	.078	.039	.011	.075	.038	.011	

rcc	80%			70%			50%			30%			10%			0
rw	50%	30%	10%	50%	30%	10%	50%	30%	10%	50%	30%	10%	50%	30%	10%	0
rfc	20%			20%			20%			20%			20%			0
RCR	RCR:Room Cavity Ratio						Ceiling Cavity Exitance Coefficients(CCEC)									
0.0	.190	.190	.190	.163	.163	.163	.111	.111	.111	.064	.064	.064	.020	.020	.020	
1.0	.169	.158	.147	.145	.135	.127	.099	.093	.088	.057	.054	.051	.018	.017	.016	
2.0	.151	.133	.117	.130	.114	.101	.089	.079	.071	.051	.046	.041	.016	.015	.013	
3.0	.137	.113	.095	.117	.098	.082	.080	.068	.058	.046	.040	.034	.015	.013	.011	
4.0	.124	.098	.078	.107	.085	.068	.073	.059	.048	.042	.035	.028	.014	.011	.009	
5.0	.114	.086	.065	.098	.074	.057	.067	.052	.040	.039	.030	.024	.013	.010	.008	
6.0	.105	.076	.055	.090	.066	.048	.062	.046	.034	.036	.027	.020	.012	.009	.007	
7.0	.098	.068	.047	.084	.059	.041	.058	.041	.029	.034	.024	.017	.011	.008	.006	
8.0	.091	.061	.040	.078	.053	.035	.054	.037	.025	.032	.022	.015	.010	.007	.005	
9.0	.086	.055	.035	.074	.048	.031	.051	.034	.022	.030	.020	.013	.010	.007	.004	
10.0	.081	.051	.031	.070	.044	.027	.048	.031	.019	.028	.018	.011	.009	.006	.004	

H_(b) Range:-90 - 90DEG
H_(b) Interval: 1.0DEG
Test Speed: HIGH
Temperature:25.3DEG
Operators:AED
Test Date:2024-03-26

V(B) Range:-80 - 80DEG
V(B) Interval: 5.0DEG
Test System:EVERFINE GO-2000A_V1 SYSTEM V2.00.411
Humidity:65.0%
Test Distance:5.780m [K=1.0000]
Remarks:

UGR(Unified Glare Rating) Table

Test:U:220.27V I:0.0483A P:4.6067W PF:0.4332 Freq:50.00Hz Lamp Flux:180.08lx1 lm										
NAME: 6504					TYPE:			WEIGHT:		
SPEC.:5W					DIM.: ϕ 5.2*H5.5CM			SERIAL No.:01		
MFR.: NORDECOR					SUR.:			Shielding Angle:24°		
ceiling/cavity	0.7	0.7	0.5	0.5	0.3	0.7	0.7	0.5	0.5	0.3
walls	0.5	0.3	0.5	0.3	0.3	0.5	0.3	0.5	0.3	0.3
working plane	0.2	0.2	0.2	0.2	0.2	0.2	0.2	0.2	0.2	0.2
Room dimensions	Viewed crosswise					Viewed endwise				
x = 2H y = 2H	-6.1	-5.5	-5.9	-5.3	-5.2	-4.8	-4.1	-4.5	-3.9	-3.8
3H	-3.5	-2.9	-3.3	-2.7	-2.5	-2.5	-1.8	-2.2	-1.7	-1.5
4H	-1.9	-1.3	-1.6	-1.1	-0.9	-1.2	-0.5	-0.9	-0.3	-0.1
6H	-0.0	0.6	0.3	0.8	1.0	0.4	0.9	0.6	1.2	1.4
8H	1.1	1.6	1.4	1.9	2.1	0.8	1.3	1.0	1.6	1.8
12H	2.3	2.9	2.6	3.1	3.4	0.8	1.3	1.1	1.6	1.8
4H 2H	-5.1	-4.4	-4.8	-4.2	-4.0	-4.0	-3.4	-3.8	-3.2	-3.0
3H	-2.2	-1.7	-1.9	-1.4	-1.1	-1.4	-0.9	-1.1	-0.6	-0.4
4H	-0.5	0.0	-0.1	0.3	0.6	0.1	0.6	0.4	0.9	1.2
6H	1.6	2.0	1.9	2.3	2.7	1.8	2.2	2.2	2.6	2.9
8H	2.7	3.1	3.1	3.5	3.9	2.2	2.6	2.6	3.0	3.4
12H	4.1	4.5	4.5	4.8	5.2	2.3	2.6	2.7	3.0	3.4
8H 4H	0.3	0.7	0.7	1.1	1.4	0.7	1.1	1.1	1.5	1.8
6H	2.6	2.9	3.0	3.3	3.7	2.7	3.0	3.1	3.4	3.8
8H	3.9	4.2	4.4	4.6	5.1	3.2	3.5	3.7	4.0	4.4
12H	5.5	5.7	5.9	6.2	6.6	3.3	3.5	3.7	4.0	4.4
12H 4H	0.5	0.9	0.9	1.2	1.6	0.9	1.3	1.3	1.6	2.0
6H	2.9	3.2	3.3	3.6	4.0	3.0	3.3	3.4	3.7	4.1
8H	4.3	4.6	4.8	5.0	5.5	3.6	3.8	4.0	4.3	4.7
Variations with the observer position at spacings:										
S = 1.0H	+ 0.1 / - 0.1					+ 0.0 / - 0.1				
1.5H	+ 0.3 / - 0.3					+ 0.1 / - 0.1				
2.0H	+ 0.3 / - 0.4					+ 0.2 / - 0.2				

CIE Pub.117, 180.1 lm Total Lamp Luminous Flux Correct (8log(F/F0) = -6.0)
Area: 0.1 m2

H(β) Range:-90 - 90DEG
H(β) Interval: 1.0DEG
Test Speed: HIGH
Temperature:25.3DEG
Operators:AED
Test Date:2024-03-26

V(B) Range:-80 - 80DEG
V(B) Interval: 5.0DEG
Test System:EVERFINE GO-2000A_V1 SYSTEM V2.00.411
Humidity:65.0%
Test Distance:5.780m [K=1.0000]
Remarks:

UTILIZATION FACTORS TABLE

Test:U:220.27V I:0.0483A P:4.6067W PF:0.4332 Freq:50.00Hz Lamp Flux:180.08lx1 lm		
NAME: 6504	TYPE:	WEIGHT:
SPEC.:5W	DIM.: ϕ 5.2*H5.5CM	SERIAL No.:01
MFR.: NORDECOR	SUR.:	Shielding Angle:24°

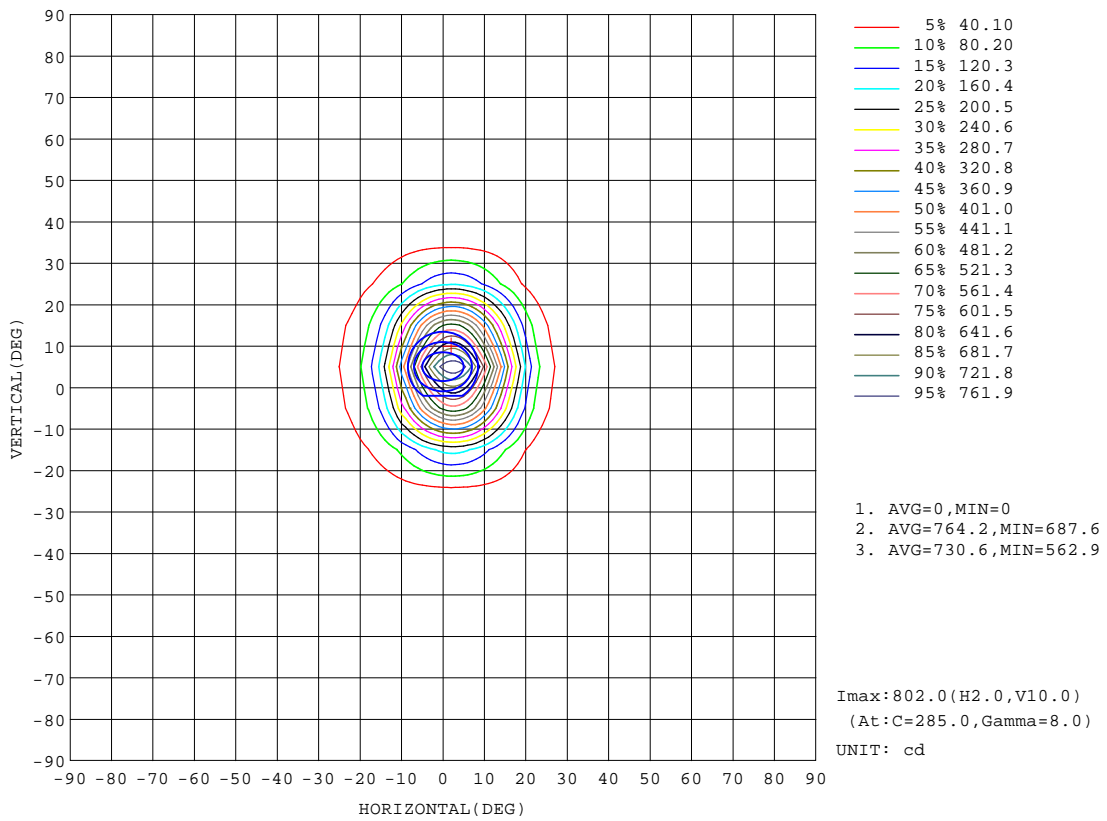
REFLECTANCE										
Ceiling	0.8	0.8	0.8	0.7	0.7	0.7	0.5	0.5	0.5	0
Walls	0.7	0.5	0.3	0.7	0.5	0.3	0.7	0.5	0.3	0
Working plane	0.2	0.2	0.2	0.2	0.2	0.2	0.2	0.2	0.2	0
ROOM INDEX	UTILIZATION FACTORS(PERCENT) $k(RI) \times RCR = 5$									
k = 0.60	90	84	81	89	84	80	89	84	80	77
0.80	97	92	88	96	91	88	95	91	88	84
1.00	101	96	92	100	95	92	98	95	91	88
1.25	104	99	96	103	99	96	101	98	95	91
1.50	107	102	99	106	102	99	103	100	98	93
2.00	109	105	102	108	104	101	105	102	100	95
2.50	111	107	104	109	106	103	106	104	101	96
3.00	112	109	106	110	107	105	107	105	103	97
4.00	114	111	109	112	110	108	109	107	105	98
5.00	115	113	112	113	111	110	109	108	107	99
ROOM INDEX	UF(total)									Direct
According to DIN EN 13032-2 2004			Suspended				SHRNOM = 1.25			

H(β) Range:-90 - 90DEG
H(β) Interval: 1.0DEG
Test Speed: HIGH
Temperature:25.3DEG
Operators:AED
Test Date:2024-03-26

V(B) Range:-80 - 80DEG
V(B) Interval: 5.0DEG
Test System:EVERFINE GO-2000A_V1 SYSTEM V2.00.411
Humidity:65.0%
Test Distance:5.780m [K=1.0000]
Remarks:

ISOCANDELA DIAGRAM

Test:U:220.27V I:0.0483A P:4.6067W PF:0.4332 Freq:50.00Hz Lamp Flux:180.08lx1 lm		
NAME: 6504	TYPE:	WEIGHT:
SPEC.:5W	DIM.: ϕ 5.2*H5.5CM	SERIAL No.:01
MFR.: NORDECOR	SUR.:	Shielding Angle:24°



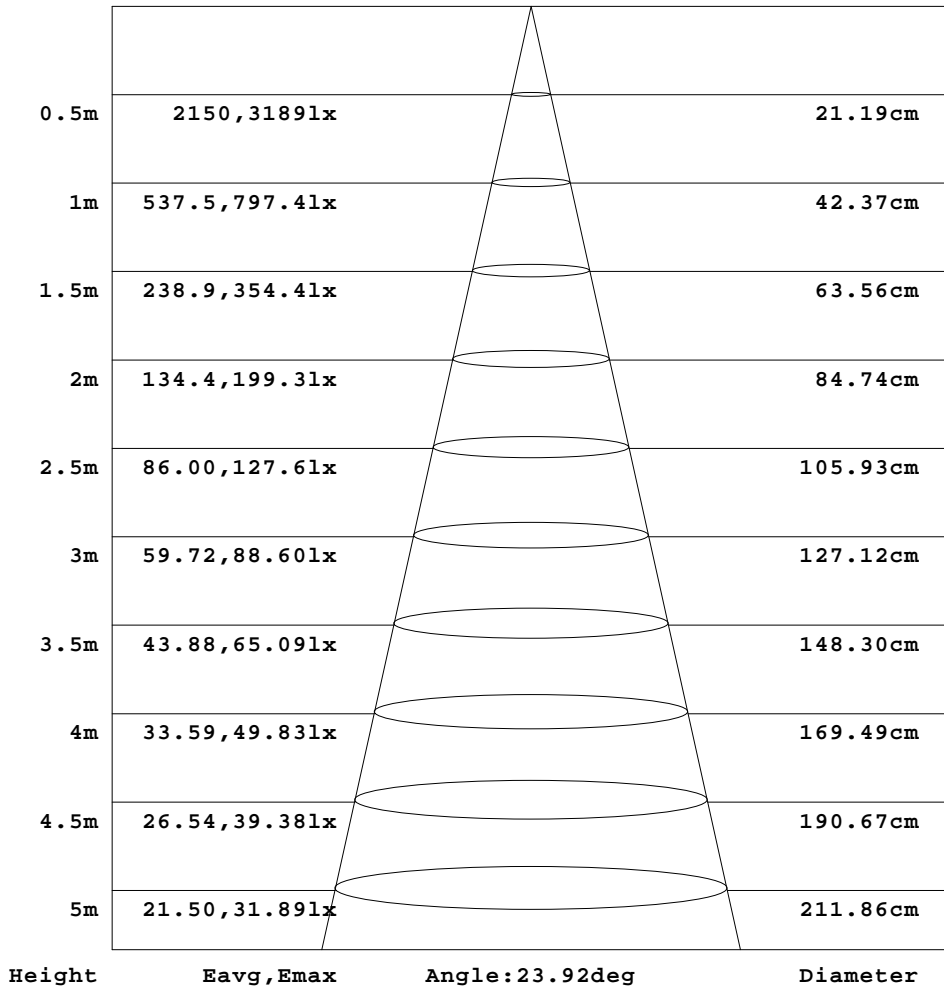
H(h) Range:-90 - 90DEG
 H(h) Interval: 1.0DEG
 Test Speed: HIGH
 Temperature:25.3DEG
 Operators:AED
 Test Date:2024-03-26

V(B) Range:-80 - 80DEG
 V(B) Interval: 5.0DEG
 Test System:EVERFINE GO-2000A_V1 SYSTEM V2.00.411
 Humidity:65.0%
 Test Distance:5.780m [K=1.0000]
 Remarks:

AAI Figure

Test:U:220.27V I:0.0483A P:4.6067W PF:0.4332 Freq:50.00Hz Lamp Flux:180.08lx1 lm		
NAME: 6504	TYPE:	WEIGHT:
SPEC.:5W	DIM.: ϕ 5.2*H5.5CM	SERIAL No.:01
MFR.: NORDECOR	SUR.:	Shielding Angle:24°

Flux out:76.29 lm



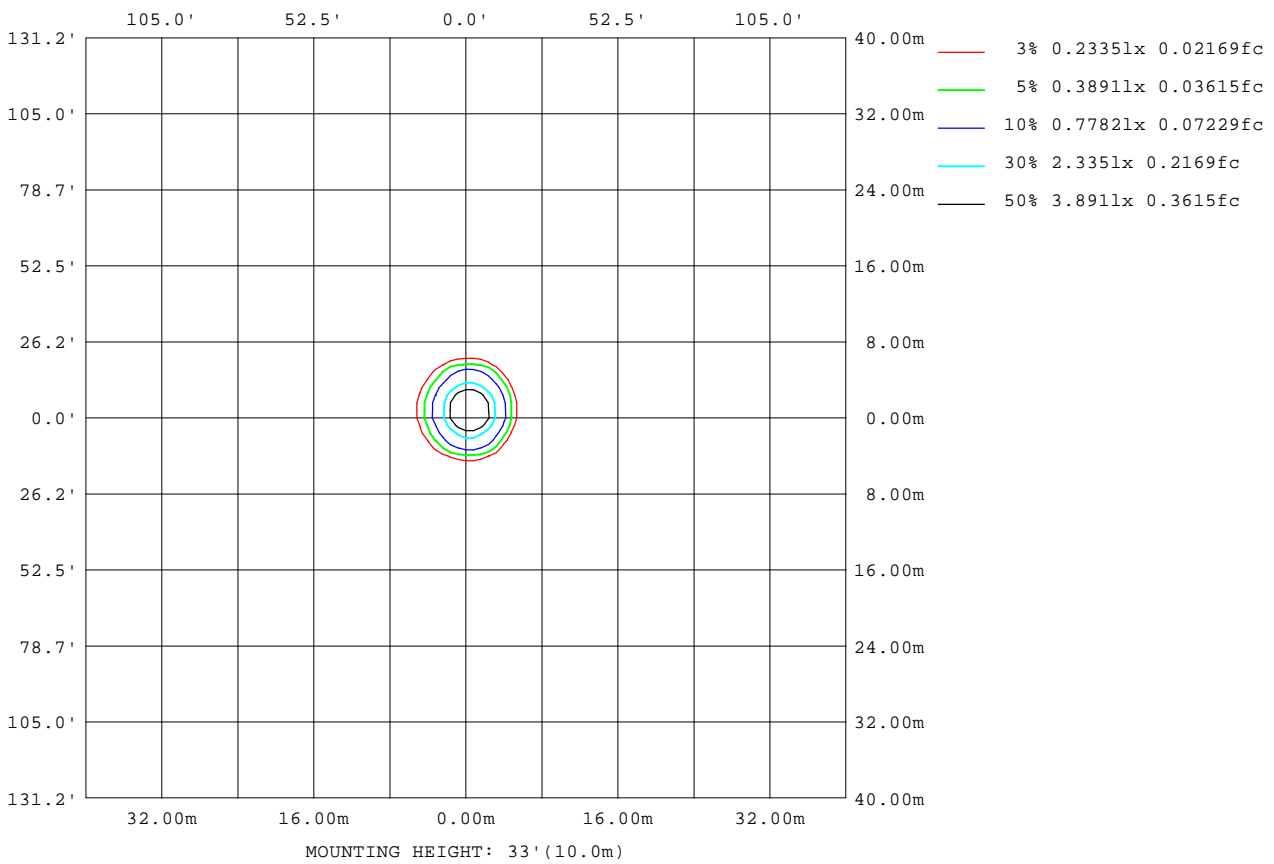
Note:The Curves indicate the illuminated area and the average illumination when the luminaire is at different distance.

H(β) Range:-90 - 90DEG
H(β) Interval: 1.0DEG
Test Speed: HIGH
Temperature:25.3DEG
Operators:AED
Test Date:2024-03-26

V(B) Range:-80 - 80DEG
V(B) Interval: 5.0DEG
Test System:EVERFINE GO-2000A_V1 SYSTEM V2.00.411
Humidity:65.0%
Test Distance:5.780m [K=1.0000]
Remarks:

ISOLUX DIAGRAM

Test:U:220.27V I:0.0483A P:4.6067W PF:0.4332 Freq:50.00Hz Lamp Flux:180.08lx1 lm		
NAME: 6504	TYPE:	WEIGHT:
SPEC.:5W	DIM.: Φ 5.2*H5.5CM	SERIAL No.:01
MFR.: NORDECOR	SUR.:	Shielding Angle:24°



H(β) Range:-90 - 90DEG
H(β) Interval: 1.0DEG
Test Speed: HIGH
Temperature:25.3DEG
Operators:AED
Test Date:2024-03-26

V(B) Range:-80 - 80DEG
V(B) Interval: 5.0DEG
Test System:EVERFINE GO-2000A_V1 SYSTEM V2.00.411
Humidity:65.0%
Test Distance:5.780m [K=1.0000]
Remarks:

LED Avg.L Report

Test:U:220.27V I:0.0483A P:4.6067W PF:0.4332 Freq:50.00Hz Lamp Flux:180.08lx1 lm		
NAME: 6504	TYPE:	WEIGHT:
SPEC.:5W	DIM.: ϕ 5.2*H5.5CM	SERIAL No.:01
MFR.: NORDECOR	SUR.:	Shielding Angle:24°

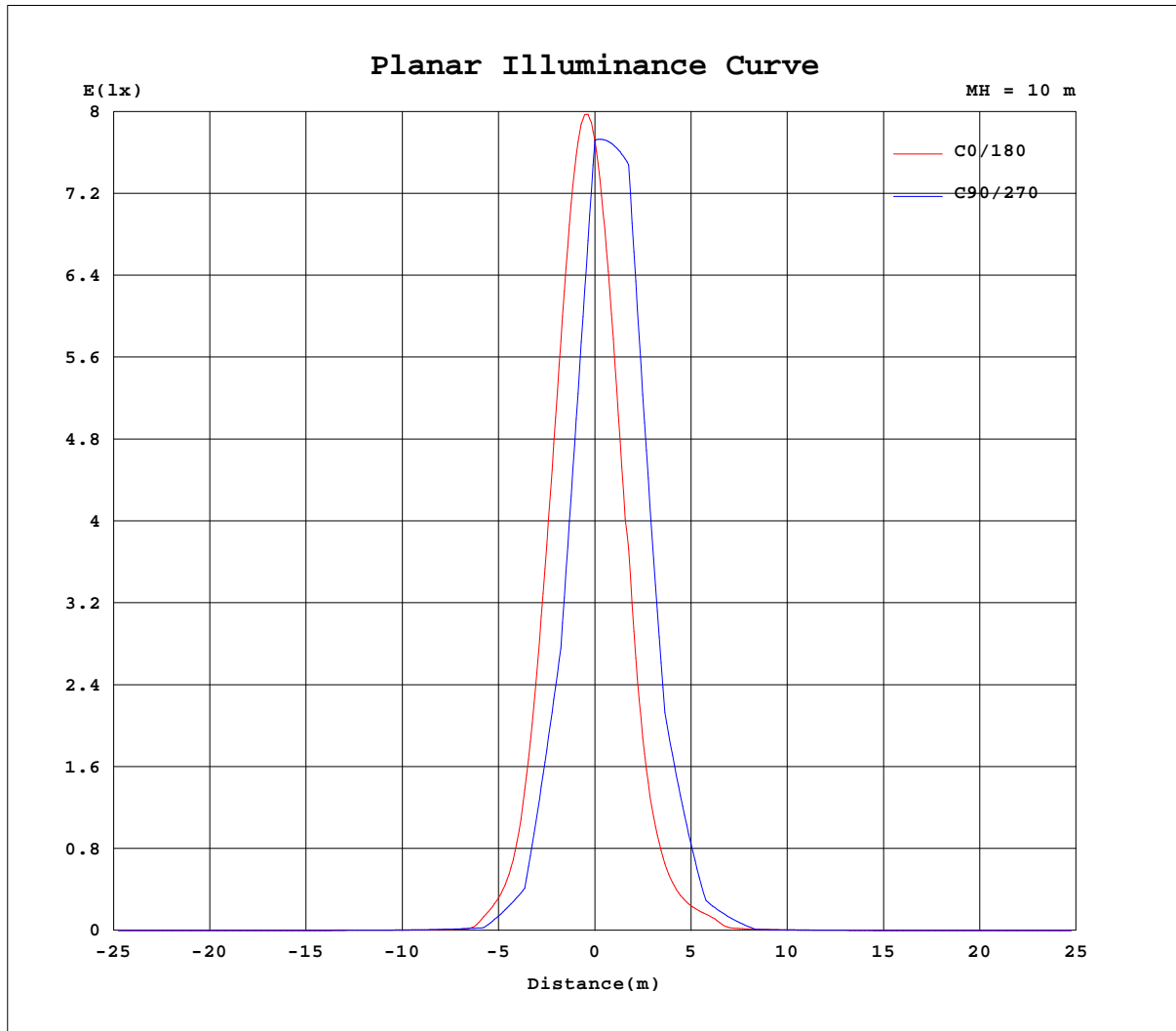
AvgL	cd/m2
L_0~180(65)av	27
L_0~180(75)av	38
L_0~180(85)av	109
L_90~270(65)av	26
L_90~270(75)av	37
L_90~270(85)av	0
L_45(65)av	23
L_45(75)av	35
L_45(85)av	40

Standard: GB/T 29293-2012

H(β) Range:-90 - 90DEG
 H(β) Interval: 1.0DEG
 Test Speed: HIGH
 Temperature:25.3DEG
 Operators:AED
 Test Date:2024-03-26

V(B) Range:-80 - 80DEG
 V(B) Interval: 5.0DEG
 Test System:EVERFINE GO-2000A_V1 SYSTEM V2.00.411
 Humidity:65.0%
 Test Distance:5.780m [K=1.0000]
 Remarks:

Planar Illuminance Curve



H(β) Range:-90 - 90DEG
 H(β) Interval: 1.0DEG
 Test Speed: HIGH
 Temperature:25.3DEG
 Operators:AED
 Test Date:2024-03-26

V(B) Range:-80 - 80DEG
 V(B) Interval: 5.0DEG
 Test System:EVERFINE GO-2000A_V1 SYSTEM V2.00.411
 Humidity:65.0%
 Test Distance:5.780m [K=1.0000]
 Remarks:

LUMINOUS DISTRIBUTION INTENSITY DATA

Test:U:220.27V I:0.0483A P:4.6067W PF:0.4332 Freq:50.00Hz Lamp Flux:180.08lx1 lm		
NAME: 6504	TYPE:	WEIGHT:
SPEC.:5W	DIM.: ϕ 5.2*H5.5CM	SERIAL No.:01
MFR.: NORDECOR	SUR.:	Shielding Angle:24°

Table--1 UNIT: cd

C(DEG) g (DEG)	0	5	10	15	20	25	30	35	40	45	50	55	60	65	70	75	80	85	90
0	772	772	772	772	772	772	772	772	772	772	772	772	772	772	772	772	772	772	772
5	780	758	738	718	699	681	664	649	634	619	606	594	582	571	561	552	544	537	531
10	603	571	542	516	492	471	451	432	414	398	382	366	352	337	325	313	304	296	289
15	366	337	312	291	272	254	237	220	202	198	198	197	195	192	188	184	179	174	170
20	166	149	136	125	115	103	93.9	95.4	97.0	97.4	96.6	93.3	88.0	80.6	72.3	64.1	57.1	52.2	49.8
25	59.6	54.0	50.0	46.7	43.7	40.5	39.0	38.6	38.7	37.4	32.9	31.4	31.3	30.8	30.1	29.3	28.5	27.8	27.1
30	20.8	16.7	13.7	11.6	12.4	13.6	12.3	8.71	5.90	10.7	13.7	14.1	13.1	11.4	9.38	7.41	5.82	4.81	4.40
35	2.69	2.50	2.32	2.11	2.15	2.13	1.99	1.97	2.13	2.34	3.16	2.33	2.23	2.41	2.70	2.94	3.13	3.24	3.26
40	1.87	1.75	1.67	1.57	1.46	1.38	1.37	1.40	1.41	1.44	1.56	1.66	1.79	1.94	2.04	2.12	2.14	2.13	2.11
45	1.59	1.50	1.41	1.29	1.19	1.15	1.14	1.15	1.20	1.27	1.31	1.42	1.49	1.60	1.73	1.80	1.85	1.88	1.89
50	1.39	1.33	1.25	1.17	1.08	1.03	1.02	1.03	1.09	1.14	1.22	1.28	1.38	1.46	1.52	1.61	1.60	1.65	1.67
55	1.30	1.22	1.14	1.05	0.98	0.93	0.93	0.95	0.99	1.07	1.16	1.21	1.30	1.32	1.38	1.42	1.41	1.45	1.45
60	1.23	1.13	1.04	0.96	0.89	0.88	0.87	0.93	0.97	1.02	1.10	1.14	1.19	1.22	1.21	1.23	1.22	1.24	1.23
65	1.10	1.04	0.97	0.90	0.84	0.87	0.91	0.96	0.96	1.02	1.06	1.09	1.11	1.11	1.12	1.09	1.10	1.10	1.10
70	1.03	0.98	0.90	0.83	0.85	0.88	0.92	0.94	0.97	0.98	0.98	0.98	1.00	0.98	0.99	0.98	0.99	0.97	0.98
75	0.95	0.93	0.84	0.84	0.87	0.90	0.91	0.91	0.92	0.90	0.91	0.90	0.91	0.90	0.91	0.90	0.91	0.90	0.91
80	0.94	0.87	0.81	0.87	0.88	0.87	0.87	0.86	0.81	0.81	0.82	0.84	0.84	0.83	0.84	0.82	0.84	0.83	0.84
85	0.97	0.82	0.87	0.84	0.81	0.80	0.76	0.57	0.44	0.31	0.23	0.18	0.13	0.08	0.05	0.03	0.01	0.00	0.00
90	0.96	0.00	0.00	0.00	0.00	0.00	0.00	0.00	0.00	0.00	0.00	0.00	0.00	0.00	0.00	0.00	0.00	0.00	0.00

H(β) Range:-90 - 90DEG
H(β) Interval: 1.0DEG
Test Speed: HIGH
Temperature:25.3DEG
Operators:AED
Test Date:2024-03-26

V(B) Range:-80 - 80DEG
V(B) Interval: 5.0DEG
Test System:EVERFINE GO-2000A_V1 SYSTEM V2.00.411
Humidity:65.0%
Test Distance:5.780m [K=1.0000]
Remarks:

LUMINOUS DISTRIBUTION INTENSITY DATA

Test:U:220.27V I:0.0483A P:4.6067W PF:0.4332 Freq:50.00Hz Lamp Flux:180.08lx1 lm		
NAME: 6504	TYPE:	WEIGHT:
SPEC.:5W	DIM.: ϕ 5.2*H5.5CM	SERIAL No.:01
MFR.: NORDECOR	SUR.:	Shielding Angle:24°

Table--2

UNIT: cd

C(DEG) g (DEG)	95	100	105	110	115	120	125	130	135	140	145	150	155	160	165	170	175	180	185
0	772	772	772	772	772	772	772	772	772	772	772	772	772	772	772	772	772	772	772
5	525	521	517	515	513	513	515	516	519	523	529	536	544	554	566	579	593	609	610
10	284	280	278	276	276	278	279	281	284	288	293	298	306	319	334	351	369	390	390
15	165	160	155	151	146	141	136	131	127	126	131	135	140	144	149	155	163	174	176
20	50.1	52.4	55.8	59.1	62.0	63.6	64.3	64.1	63.1	61.9	60.7	59.8	61.9	64.4	66.9	69.9	73.7	78.9	79.7
25	26.7	26.3	26.2	26.2	26.4	26.8	27.4	28.8	31.0	31.8	31.8	31.8	32.5	33.9	35.0	36.2	37.9	40.2	40.7
30	4.87	5.80	7.10	8.56	10.2	11.8	13.5	14.9	15.2	12.8	11.1	13.2	16.6	19.6	20.5	20.6	22.1	24.8	25.2
35	3.30	3.22	3.04	2.81	2.55	2.33	2.50	4.50	4.02	3.08	2.78	3.43	4.26	3.98	4.06	4.62	4.99	5.50	5.76
40	2.11	2.11	2.10	2.05	1.96	1.87	1.76	1.64	1.59	1.69	1.76	1.80	1.89	2.12	2.31	2.48	2.68	2.92	2.96
45	1.86	1.81	1.76	1.70	1.63	1.56	1.50	1.44	1.39	1.36	1.33	1.43	1.54	1.66	1.81	1.97	2.11	2.25	2.27
50	1.64	1.62	1.57	1.51	1.46	1.39	1.36	1.29	1.26	1.23	1.22	1.22	1.29	1.40	1.55	1.68	1.79	1.91	1.89
55	1.44	1.41	1.37	1.37	1.31	1.28	1.24	1.19	1.16	1.12	1.10	1.09	1.07	1.19	1.32	1.43	1.53	1.63	1.60
60	1.24	1.22	1.20	1.20	1.16	1.17	1.12	1.11	1.06	1.04	1.03	1.01	1.00	1.02	1.13	1.24	1.32	1.36	1.36
65	1.10	1.11	1.10	1.07	1.06	1.05	1.05	1.03	1.01	0.98	1.00	0.94	0.94	0.95	1.03	1.11	1.18	1.20	1.23
70	0.97	0.98	0.98	0.97	0.98	0.96	0.97	0.97	0.96	0.95	0.93	0.92	0.90	0.90	0.93	1.00	1.07	1.08	1.10
75	0.90	0.91	0.90	0.89	0.90	0.90	0.90	0.91	0.92	0.91	0.91	0.91	0.91	0.89	0.89	0.92	0.98	1.03	1.00
80	0.83	0.84	0.82	0.82	0.82	0.83	0.83	0.84	0.84	0.86	0.87	0.88	0.87	0.88	0.90	0.88	0.92	0.96	0.90
85	0.00	0.01	0.03	0.05	0.08	0.12	0.18	0.24	0.33	0.44	0.59	0.79	0.81	0.82	0.86	0.83	0.86	0.92	0.80
90	0.00	0.00	0.00	0.00	0.00	0.00	0.00	0.00	0.00	0.00	0.00	0.00	0.00	0.00	0.00	0.00	0.00	0.86	0.00

H(B) Range:-90 - 90DEG
H(B) Interval: 1.0DEG
Test Speed: HIGH
Temperature:25.3DEG
Operators:AED
Test Date:2024-03-26

V(B) Range:-80 - 80DEG
V(B) Interval: 5.0DEG
Test System:EVERFINE GO-2000A_V1 SYSTEM V2.00.411
Humidity:65.0%
Test Distance:5.780m [K=1.0000]
Remarks:

LUMINOUS DISTRIBUTION INTENSITY DATA

Test:U:220.27V I:0.0483A P:4.6067W PF:0.4332 Freq:50.00Hz Lamp Flux:180.08lx1 lm		
NAME: 6504	TYPE:	WEIGHT:
SPEC.:5W	DIM.: ϕ 5.2*H5.5CM	SERIAL No.:01
MFR.: NORDECOR	SUR.:	Shielding Angle:24°

Table--3

UNIT: cd

C(DEG) g (DEG)	190	195	200	205	210	215	220	225	230	235	240	245	250	255	260	265	270	275	280
0	772	772	772	772	772	772	772	772	772	772	772	772	772	772	772	772	772	772	772
5	613	617	623	630	639	649	660	672	685	698	710	723	735	748	759	768	778	784	791
10	392	397	405	417	437	460	487	517	550	584	620	653	685	715	742	765	783	795	801
15	182	191	203	221	244	273	308	332	351	373	396	420	444	465	485	504	520	533	543
20	82.7	87.6	95.1	106	118	126	138	149	163	177	190	202	214	226	236	247	257	267	276
25	42.2	44.7	48.6	52.0	54.7	58.3	62.0	65.4	67.2	73.3	83.1	94.9	108	121	133	143	151	156	158
30	26.1	27.8	28.9	29.6	30.9	32.5	33.5	34.4	37.1	40.3	43.8	47.0	49.0	49.1	47.5	45.6	45.2	47.6	52.3
35	6.60	9.13	11.3	11.0	13.1	17.0	15.9	13.9	15.7	19.5	21.5	22.4	22.7	22.9	23.1	23.4	23.8	24.4	24.7
40	3.08	3.10	2.99	2.85	2.88	3.13	3.99	2.47	3.14	6.75	9.04	8.42	7.01	5.42	3.92	2.86	2.45	2.84	4.00
45	2.28	2.15	2.10	1.96	1.83	1.67	1.63	1.63	1.66	1.64	1.55	1.63	1.71	1.80	1.88	1.92	1.93	1.89	1.83
50	1.89	1.82	1.71	1.58	1.45	1.37	1.29	1.23	1.25	1.30	1.33	1.38	1.41	1.43	1.43	1.42	1.41	1.40	1.40
55	1.57	1.53	1.40	1.29	1.21	1.14	1.11	1.11	1.13	1.14	1.18	1.22	1.25	1.28	1.29	1.29	1.31	1.28	1.27
60	1.34	1.28	1.18	1.09	1.02	1.00	1.00	1.01	1.03	1.07	1.10	1.13	1.15	1.17	1.18	1.18	1.20	1.17	1.17
65	1.18	1.10	1.01	0.95	0.92	0.91	0.94	0.96	0.98	1.01	1.04	1.06	1.08	1.10	1.11	1.12	1.13	1.11	1.10
70	1.04	0.95	0.90	0.87	0.87	0.89	0.91	0.93	0.95	0.97	0.99	1.01	1.03	1.04	1.05	1.06	1.06	1.05	1.04
75	0.93	0.85	0.83	0.85	0.86	0.88	0.91	0.92	0.94	0.95	0.96	0.97	0.98	1.00	1.00	1.00	1.01	1.00	0.99
80	0.81	0.82	0.82	0.86	0.88	0.89	0.90	0.92	0.93	0.93	0.94	0.95	0.95	0.95	0.96	0.94	0.96	0.96	0.94
85	0.81	0.84	0.86	0.88	0.87	0.65	0.50	0.38	0.28	0.20	0.14	0.10	0.06	0.03	0.01	0.00	0.00	0.00	0.01
90	0.00	0.00	0.00	0.00	0.00	0.00	0.00	0.00	0.00	0.00	0.00	0.00	0.00	0.00	0.00	0.00	0.00	0.00	0.00

H(β) Range:-90 - 90DEG
H(β) Interval: 1.0DEG
Test Speed: HIGH
Temperature:25.3DEG
Operators:AED
Test Date:2024-03-26

V(B) Range:-80 - 80DEG
V(B) Interval: 5.0DEG
Test System:EVERFINE GO-2000A_V1 SYSTEM V2.00.411
Humidity:65.0%
Test Distance:5.780m [K=1.0000]
Remarks:

LUMINOUS DISTRIBUTION INTENSITY DATA

Test:U:220.27V I:0.0483A P:4.6067W PF:0.4332 Freq:50.00Hz Lamp Flux:180.08lx1 lm		
NAME: 6504	TYPE:	WEIGHT:
SPEC.:5W	DIM.: ϕ 5.2*H5.5CM	SERIAL No.:01
MFR.: NORDECOR	SUR.:	Shielding Angle:24°

Table--4

UNIT: cd

C(DEG) g (DEG)	285	290	295	300	305	310	315	320	325	330	335	340	345	350	355				
0	772	772	772	772	772	772	772	772	772	772	772	772	772	772	772				
5	795	798	800	800	800	798	795	793	790	787	784	782	781	780	779				
10	800	794	783	769	749	730	710	688	668	650	635	622	612	606	602				
15	550	553	551	548	540	534	525	510	475	443	418	398	382	371	366				
20	284	289	292	292	288	282	275	264	253	242	216	195	180	170	165				
25	157	152	143	132	120	111	112	108	101	92.7	85.3	77.2	68.1	63.0	60.1				
30	57.8	61.9	62.8	60.1	54.8	48.4	43.7	40.7	37.9	34.3	30.9	29.3	26.5	22.9	21.0				
35	24.8	24.2	22.4	18.8	12.3	11.7	13.9	13.4	8.22	4.76	4.99	3.51	3.12	2.86	2.72				
40	5.64	7.17	7.81	6.24	2.77	2.11	1.85	2.04	1.91	1.83	1.80	1.85	1.90	1.92	1.88				
45	1.74	1.65	1.55	1.45	1.42	1.40	1.36	1.33	1.29	1.35	1.39	1.45	1.52	1.63	1.61				
50	1.39	1.36	1.32	1.26	1.18	1.13	1.08	1.08	1.09	1.12	1.18	1.24	1.34	1.45	1.44				
55	1.25	1.21	1.16	1.12	1.06	1.01	0.98	0.96	0.95	0.98	1.03	1.10	1.18	1.26	1.31				
60	1.14	1.13	1.09	1.06	1.01	0.96	0.92	0.89	0.87	0.87	0.91	0.97	1.05	1.14	1.20				
65	1.08	1.07	1.05	1.02	0.98	0.94	0.90	0.87	0.82	0.82	0.82	0.88	0.95	1.03	1.10				
70	1.05	1.03	1.02	0.99	0.97	0.93	0.90	0.87	0.83	0.80	0.78	0.80	0.86	0.94	1.01				
75	1.00	0.99	0.99	0.96	0.96	0.93	0.92	0.89	0.86	0.83	0.79	0.77	0.78	0.85	0.94				
80	0.96	0.95	0.95	0.94	0.93	0.93	0.91	0.90	0.88	0.86	0.84	0.79	0.76	0.76	0.87				
85	0.03	0.06	0.10	0.14	0.20	0.28	0.37	0.50	0.66	0.86	0.86	0.85	0.83	0.77	0.76				
90	0.00	0.00	0.00	0.00	0.00	0.00	0.00	0.00	0.00	0.00	0.00	0.00	0.00	0.00	0.00				

H(B) Range:-90 - 90DEG
H(B) Interval: 1.0DEG
Test Speed: HIGH
Temperature:25.3DEG
Operators:AED
Test Date:2024-03-26

V(B) Range:-80 - 80DEG
V(B) Interval: 5.0DEG
Test System:EVERFINE GO-2000A_V1 SYSTEM V2.00.411
Humidity:65.0%
Test Distance:5.780m [K=1.0000]
Remarks: