

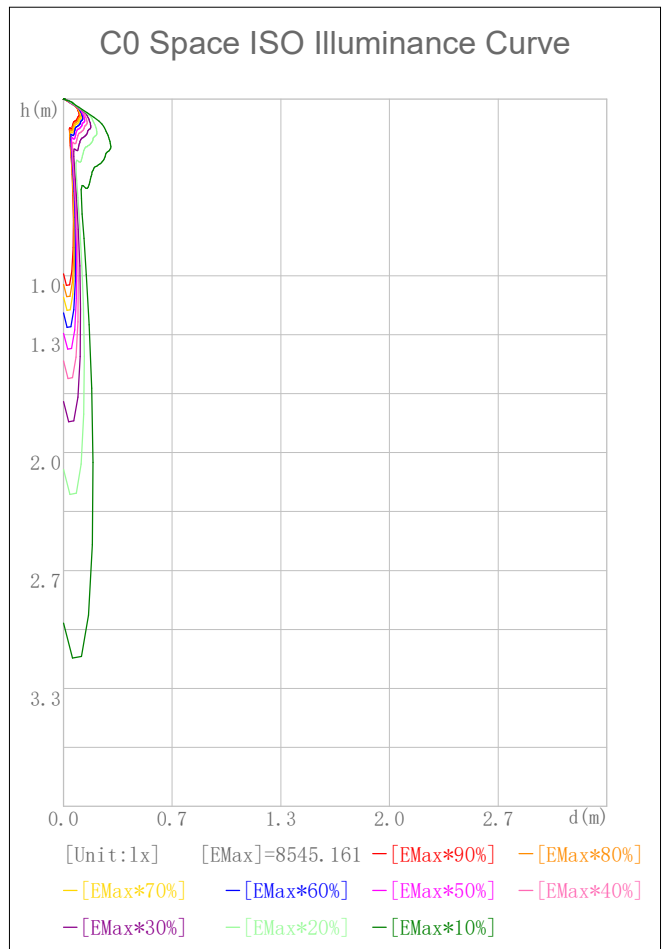
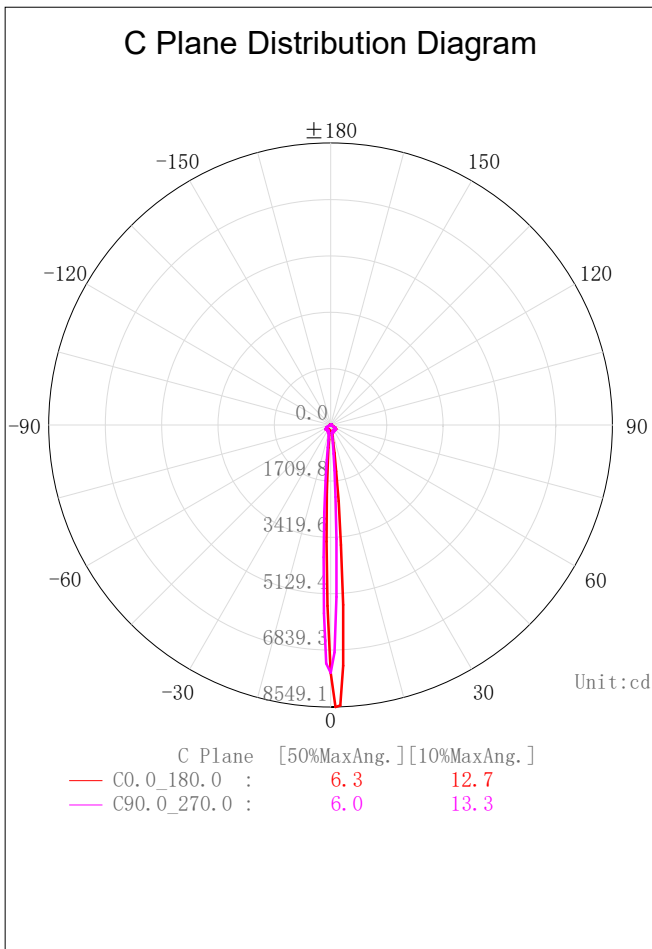
**Indoor Luminaire Photometric Data**

**Description Information**

Luminary Name: LED Lamp		Lum. Catalog:	Test ID: t001
Lamp Name: led		Lamp Catalog: LED	Test Date: 2024/01/26
Manufacture:		Shld. Ang(°):	Test Machine:GON-2000
Test Lab: volnic		Frequency(Hz):	Lamp CCT(K): Ra:
Lum. Size (W*L*H):0.000m*0.000m*0.000m		Lum. Area (m2):0.000	Lum. W (kg): 0.000
Test System: C, γ	Test Step: C=90.0 γ=1.0	Temp. (°C): 25	Humidity(%): 60.0

**Character Parameter**

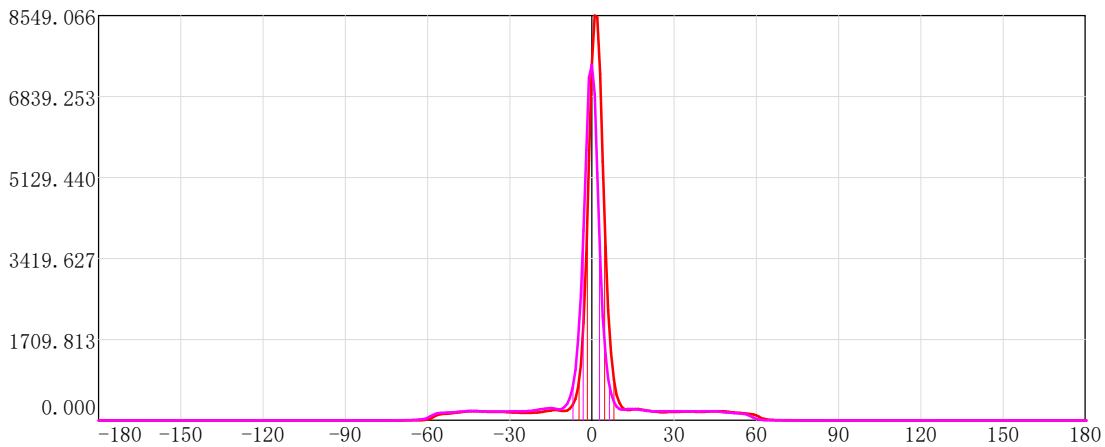
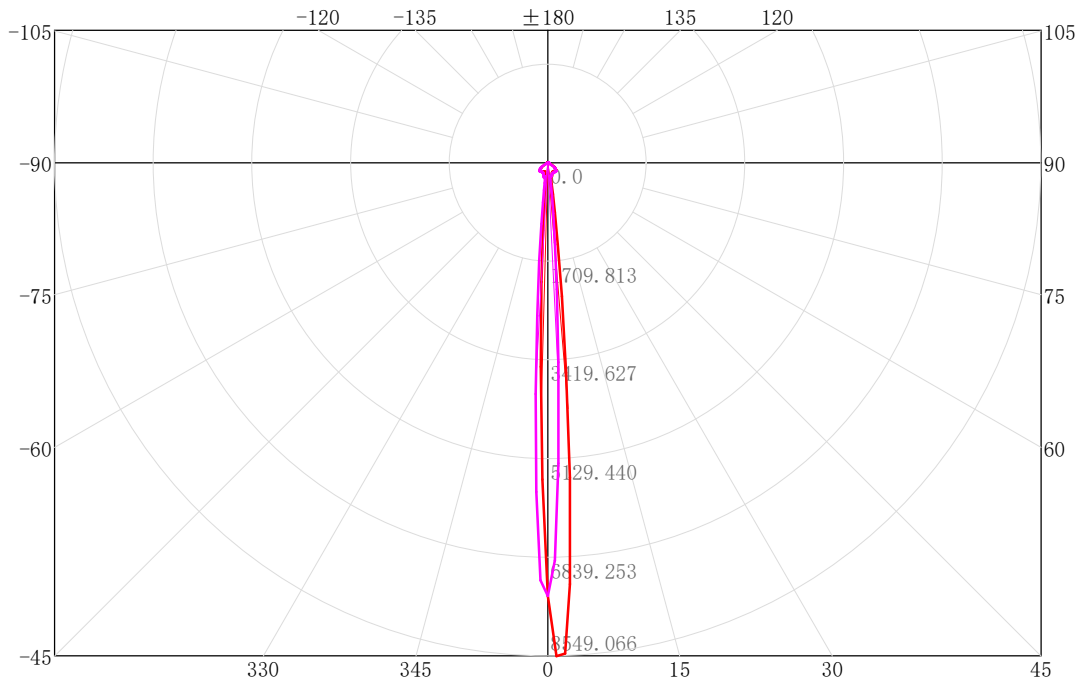
Lamp Speciality Parameter		Luminaire Speciality Parameter	
Rated Flux(lm): 720.000	Luminary Flux(lm): 694.883	Field Angle(10%Imax): 12.7(°)	
Rated Power(W):	Luminary Efficiency: 96.51%	Down Lumens&Percent: 694.883lm 100.00%	
Rated Voltage(V):	Luminary EER(lm/W): 62.885	Up Lumens&Percent: 0.000lm 0.00%	
Tested Power(W): 11.050	Max. Candela(cd): 8549.066	S/MH: C0_a180=0.119 C90_270=0.105	
Lamps' Inside: 1	Max Cand@Ang. (°): C=0.0 γ=1.0	CIE Type: Semi-Direct	
Tested Electrics(V, A, pf):127.0, 0.091, 0.954	Beam Angle(50%Imax): 6.3(°)	ErP Φuse(90°): 466.907lm	
Lamp Size(W*L*H):0.000m*0.000m*0.000m	Left=-1.6°, Right=4.7°	IRF(%): 3038.196	



**2D Plane Light Intensity Distribution Curve**

Lum. Name: LED Lamp	Lum. Catalog:	Test ID: t001
Lamp Name: led	Lamp Catalog: LED	Test Lab: volnic
Manufacture:	Test Machine:GON-2000	Test Date: 2024/01/26

**C Plane Distribution Diagram**




	C Plane	[50%MaxAng.]	[10%MaxAng.]	Unit:cd
—	C0.0_180.0 :	6.3	12.7	
—	C90.0_270.0 :	6.0	13.3	

### 3D Light Intensity Distribution Modal

Lum. Name: LED Lamp	Lum. Catalog:	Test ID: t001
Lamp Name: led	Lamp Catalog: LED	Test Lab: volnic
Manufacture:	Test Machine:GON-2000	Test Date: 2024/01/26

### 3D Light Intensity Distribution Modal



Curves: 3D Model —— Fixture —— Vert. HUD —— Hori. HUD ——  
View Angles: Orient:0 Tilt:0 Roll:0 Spin:0

**IES Indoor Report**  
**Photometric Filename:1139.IES**

**Zonal Flux Tabulation**

Zone (γ)	Zone Flux (lm)	Sums Flux (lm)	Zone%Lamp	Sums%Lamp	Zone (γ)	Zone Flux (lm)	Sums Flux (lm)	Zone%Lamp	Sums%Lamp
0.0-1.0	6.96	6.96	0.97	0.97	47.0-48.0	15.03	529.96	2.09	73.61
1.0-2.0	18.35	25.31	2.55	3.51	48.0-49.0	14.85	544.81	2.06	75.67
2.0-3.0	23.81	49.12	3.31	6.82	49.0-50.0	14.66	559.47	2.04	77.70
3.0-4.0	23.72	72.84	3.29	10.12	50.0-51.0	14.47	573.94	2.01	79.71
4.0-5.0	20.36	93.20	2.83	12.94	51.0-52.0	14.24	588.18	1.98	81.69
5.0-6.0	15.98	109.18	2.22	15.16	52.0-53.0	13.97	602.15	1.94	83.63
6.0-7.0	12.01	121.19	1.67	16.83	53.0-54.0	13.69	615.84	1.90	85.53
7.0-8.0	8.96	130.14	1.24	18.08	54.0-55.0	13.38	629.22	1.86	87.39
8.0-9.0	6.90	137.04	0.96	19.03	55.0-56.0	12.92	642.15	1.79	89.19
9.0-10.0	5.70	142.74	0.79	19.83	56.0-57.0	12.03	654.18	1.67	90.86
10.0-11.0	5.17	147.91	0.72	20.54	57.0-58.0	10.47	664.64	1.45	92.31
11.0-12.0	5.15	153.07	0.72	21.26	58.0-59.0	8.31	672.95	1.15	93.47
12.0-13.0	5.51	158.58	0.77	22.02	59.0-60.0	6.10	679.05	0.85	94.31
13.0-14.0	6.02	164.59	0.84	22.86	60.0-61.0	4.34	683.40	0.60	94.92
14.0-15.0	6.54	171.13	0.91	23.77	61.0-62.0	2.94	686.34	0.41	95.32
15.0-16.0	6.94	178.08	0.96	24.73	62.0-63.0	1.92	688.26	0.27	95.59
16.0-17.0	7.21	185.29	1.00	25.73	63.0-64.0	1.36	689.62	0.19	95.78
17.0-18.0	7.40	192.69	1.03	26.76	64.0-65.0	1.03	690.65	0.14	95.92
18.0-19.0	7.53	200.22	1.05	27.81	65.0-66.0	0.84	691.49	0.12	96.04
19.0-20.0	7.59	207.81	1.05	28.86	66.0-67.0	0.73	692.22	0.10	96.14
20.0-21.0	7.65	215.46	1.06	29.93	67.0-68.0	0.67	692.89	0.09	96.23
21.0-22.0	7.77	223.23	1.08	31.00	68.0-69.0	0.61	693.50	0.08	96.32
22.0-23.0	7.92	231.15	1.10	32.10	69.0-70.0	0.51	694.01	0.07	96.39
23.0-24.0	8.13	239.27	1.13	33.23	70.0-71.0	0.38	694.39	0.05	96.44
24.0-25.0	8.39	247.66	1.17	34.40	71.0-72.0	0.26	694.65	0.04	96.48
25.0-26.0	8.67	256.33	1.20	35.60	72.0-73.0	0.15	694.80	0.02	96.50
26.0-27.0	8.99	265.32	1.25	36.85	73.0-74.0	0.07	694.87	0.01	96.51
27.0-28.0	9.34	274.66	1.30	38.15	74.0-75.0	0.01	694.88	0.00	96.51
28.0-29.0	9.70	284.36	1.35	39.49	75.0-76.0	0.00	694.88	0.00	96.51
29.0-30.0	10.04	294.41	1.39	40.89	76.0-77.0	0.00	694.88	0.00	96.51
30.0-31.0	10.38	304.79	1.44	42.33	77.0-78.0	0.00	694.88	0.00	96.51
31.0-32.0	10.70	315.48	1.49	43.82	78.0-79.0	0.00	694.88	0.00	96.51
32.0-33.0	11.01	326.50	1.53	45.35	79.0-80.0	0.00	694.88	0.00	96.51
33.0-34.0	11.35	337.84	1.58	46.92	80.0-81.0	0.00	694.88	0.00	96.51
34.0-35.0	11.69	349.53	1.62	48.55	81.0-82.0	0.00	694.88	0.00	96.51
35.0-36.0	12.02	361.55	1.67	50.22	82.0-83.0	0.00	694.88	0.00	96.51
36.0-37.0	12.30	373.85	1.71	51.92	83.0-84.0	0.00	694.88	0.00	96.51
37.0-38.0	12.56	386.41	1.74	53.67	84.0-85.0	0.00	694.88	0.00	96.51
38.0-39.0	12.85	399.26	1.79	55.45	85.0-86.0	0.00	694.88	0.00	96.51
39.0-40.0	13.18	412.44	1.83	57.28	86.0-87.0	0.00	694.88	0.00	96.51
40.0-41.0	13.61	426.05	1.89	59.17	87.0-88.0	0.00	694.88	0.00	96.51
41.0-42.0	14.06	440.11	1.95	61.13	88.0-89.0	0.00	694.88	0.00	96.51
42.0-43.0	14.48	454.59	2.01	63.14	89.0-90.0	0.00	694.88	0.00	96.51
43.0-44.0	14.86	469.44	2.06	65.20	90.0-91.0	0.00	694.88	0.00	96.51
44.0-45.0	15.12	484.56	2.10	67.30	91.0-92.0	0.00	694.88	0.00	96.51
45.0-46.0	15.21	499.77	2.11	69.41	92.0-93.0	0.00	694.88	0.00	96.51
46.0-47.0	15.16	514.94	2.11	71.52	93.0-94.0	0.00	694.88	0.00	96.51

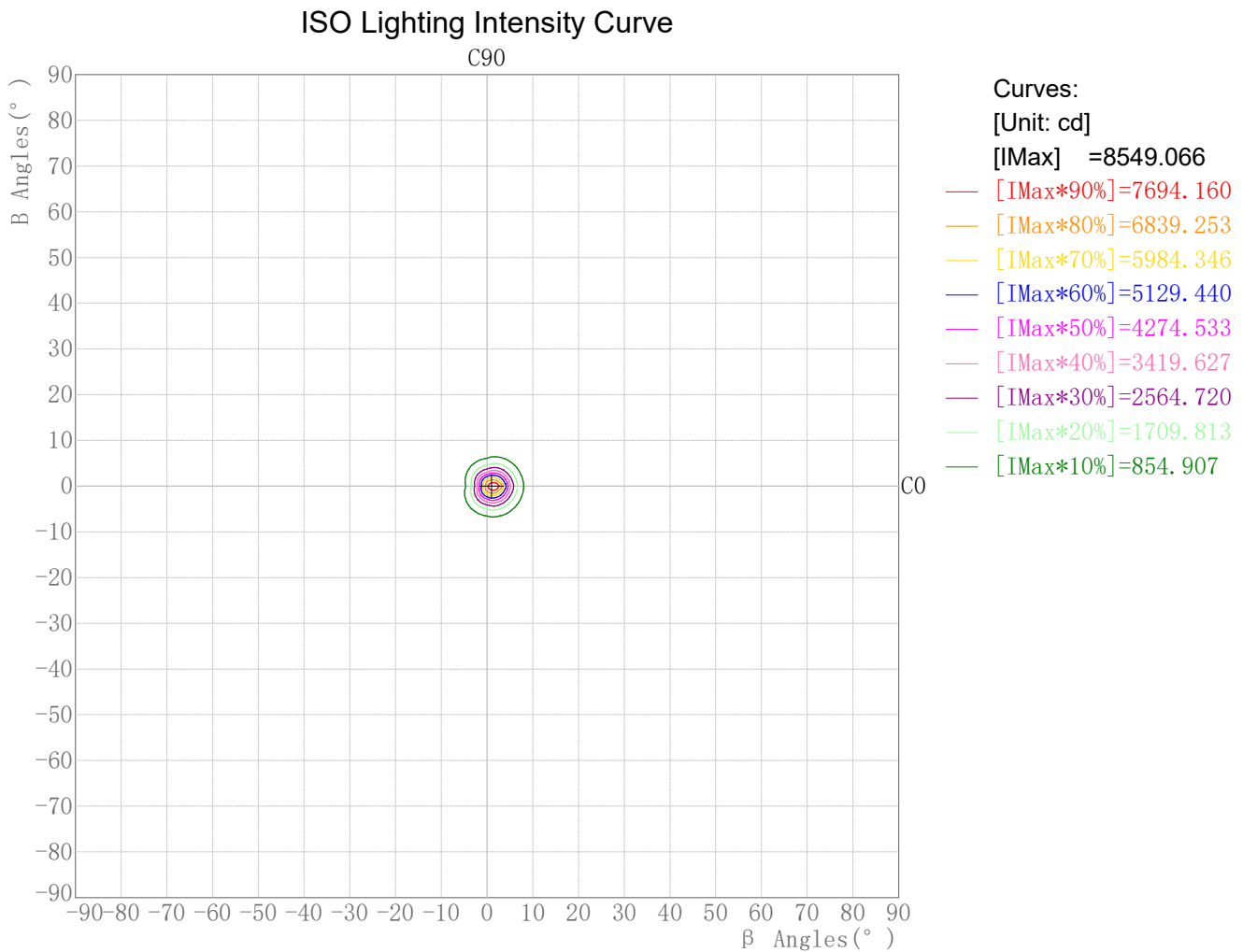
**IES Indoor Report**  
**Photometric Filename:1139.IES**

**Zonal Flux Tabulation - (Cont.)**

Zone (γ)	Zone Flux (lm)	Sums Flux (lm)	Zone%Lamp	Sums%Lamp	Zone (γ)	Zone Flux (lm)	Sums Flux (lm)	Zone%Lamp	Sums%Lamp
94.0-95.0	0.00	694.88	0.00	96.51	141.0-142.0	0.00	694.88	0.00	96.51
95.0-96.0	0.00	694.88	0.00	96.51	142.0-143.0	0.00	694.88	0.00	96.51
96.0-97.0	0.00	694.88	0.00	96.51	143.0-144.0	0.00	694.88	0.00	96.51
97.0-98.0	0.00	694.88	0.00	96.51	144.0-145.0	0.00	694.88	0.00	96.51
98.0-99.0	0.00	694.88	0.00	96.51	145.0-146.0	0.00	694.88	0.00	96.51
99.0-100.0	0.00	694.88	0.00	96.51	146.0-147.0	0.00	694.88	0.00	96.51
100.0-101.0	0.00	694.88	0.00	96.51	147.0-148.0	0.00	694.88	0.00	96.51
101.0-102.0	0.00	694.88	0.00	96.51	148.0-149.0	0.00	694.88	0.00	96.51
102.0-103.0	0.00	694.88	0.00	96.51	149.0-150.0	0.00	694.88	0.00	96.51
103.0-104.0	0.00	694.88	0.00	96.51	150.0-151.0	0.00	694.88	0.00	96.51
104.0-105.0	0.00	694.88	0.00	96.51	151.0-152.0	0.00	694.88	0.00	96.51
105.0-106.0	0.00	694.88	0.00	96.51	152.0-153.0	0.00	694.88	0.00	96.51
106.0-107.0	0.00	694.88	0.00	96.51	153.0-154.0	0.00	694.88	0.00	96.51
107.0-108.0	0.00	694.88	0.00	96.51	154.0-155.0	0.00	694.88	0.00	96.51
108.0-109.0	0.00	694.88	0.00	96.51	155.0-156.0	0.00	694.88	0.00	96.51
109.0-110.0	0.00	694.88	0.00	96.51	156.0-157.0	0.00	694.88	0.00	96.51
110.0-111.0	0.00	694.88	0.00	96.51	157.0-158.0	0.00	694.88	0.00	96.51
111.0-112.0	0.00	694.88	0.00	96.51	158.0-159.0	0.00	694.88	0.00	96.51
112.0-113.0	0.00	694.88	0.00	96.51	159.0-160.0	0.00	694.88	0.00	96.51
113.0-114.0	0.00	694.88	0.00	96.51	160.0-161.0	0.00	694.88	0.00	96.51
114.0-115.0	0.00	694.88	0.00	96.51	161.0-162.0	0.00	694.88	0.00	96.51
115.0-116.0	0.00	694.88	0.00	96.51	162.0-163.0	0.00	694.88	0.00	96.51
116.0-117.0	0.00	694.88	0.00	96.51	163.0-164.0	0.00	694.88	0.00	96.51
117.0-118.0	0.00	694.88	0.00	96.51	164.0-165.0	0.00	694.88	0.00	96.51
118.0-119.0	0.00	694.88	0.00	96.51	165.0-166.0	0.00	694.88	0.00	96.51
119.0-120.0	0.00	694.88	0.00	96.51	166.0-167.0	0.00	694.88	0.00	96.51
120.0-121.0	0.00	694.88	0.00	96.51	167.0-168.0	0.00	694.88	0.00	96.51
121.0-122.0	0.00	694.88	0.00	96.51	168.0-169.0	0.00	694.88	0.00	96.51
122.0-123.0	0.00	694.88	0.00	96.51	169.0-170.0	0.00	694.88	0.00	96.51
123.0-124.0	0.00	694.88	0.00	96.51	170.0-171.0	0.00	694.88	0.00	96.51
124.0-125.0	0.00	694.88	0.00	96.51	171.0-172.0	0.00	694.88	0.00	96.51
125.0-126.0	0.00	694.88	0.00	96.51	172.0-173.0	0.00	694.88	0.00	96.51
126.0-127.0	0.00	694.88	0.00	96.51	173.0-174.0	0.00	694.88	0.00	96.51
127.0-128.0	0.00	694.88	0.00	96.51	174.0-175.0	0.00	694.88	0.00	96.51
128.0-129.0	0.00	694.88	0.00	96.51	175.0-176.0	0.00	694.88	0.00	96.51
129.0-130.0	0.00	694.88	0.00	96.51	176.0-177.0	0.00	694.88	0.00	96.51
130.0-131.0	0.00	694.88	0.00	96.51	177.0-178.0	0.00	694.88	0.00	96.51
131.0-132.0	0.00	694.88	0.00	96.51	178.0-179.0	0.00	694.88	0.00	96.51
132.0-133.0	0.00	694.88	0.00	96.51	179.0-180.0	0.00	694.88	0.00	96.51
133.0-134.0	0.00	694.88	0.00	96.51					
134.0-135.0	0.00	694.88	0.00	96.51					
135.0-136.0	0.00	694.88	0.00	96.51					
136.0-137.0	0.00	694.88	0.00	96.51					
137.0-138.0	0.00	694.88	0.00	96.51					
138.0-139.0	0.00	694.88	0.00	96.51					
139.0-140.0	0.00	694.88	0.00	96.51					
140.0-141.0	0.00	694.88	0.00	96.51					

### Rectangle ISO Lighting Intensity Diagram

Lum. Name: LED Lamp	Lum. Catalog:	Test ID: t001
Lamp Name: led	Lamp Catalog: LED	Test Lab: volnic
Manufacture:	Test Machine:GON-2000	Test Date: 2024/01/26

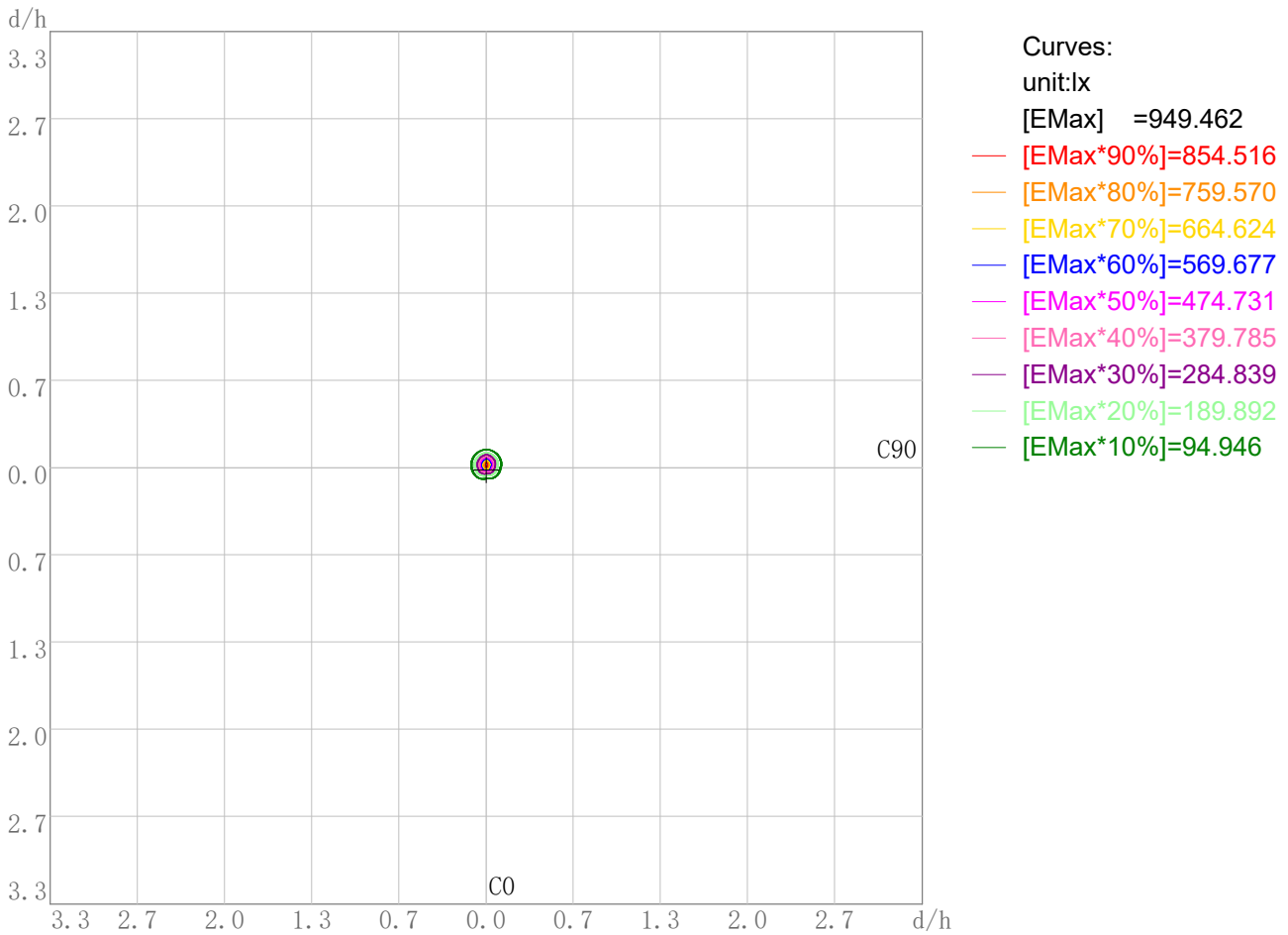


Maximum Light Intensity(cd): 8549.07  
Maximum Cand.@Angle: H=1.0°,V=0.0°

### Plane ISO-Illuminance Diagram

Lum. Name: LED Lamp	Lum. Catalog:	Test ID: t001
Lamp Name: led	Lamp Catalog: LED	Test Lab: volnic
Manufacture:	Test Machine:GON-2000	Test Date: 2024/01/26

Plane ISO-Illuminance Curve




Working Plane Luminaire Mounting Height(m): 3.00  
Working Plane Maximum Illuminance(lx): 949.46  
Working Plane Maximum Illuminance Position(d/h):H0.0 V0.0

### 3D Plane ISO Illuminance Diagram

Lum. Name: LED Lamp	Lum. Catalog:	Test ID: t001
Lamp Name: led	Lamp Catalog: LED	Test Lab: volnic
Manufacture:	Test Machine:GON-2000	Test Date: 2024/01/26

### 3D Plane Illuminance Modal



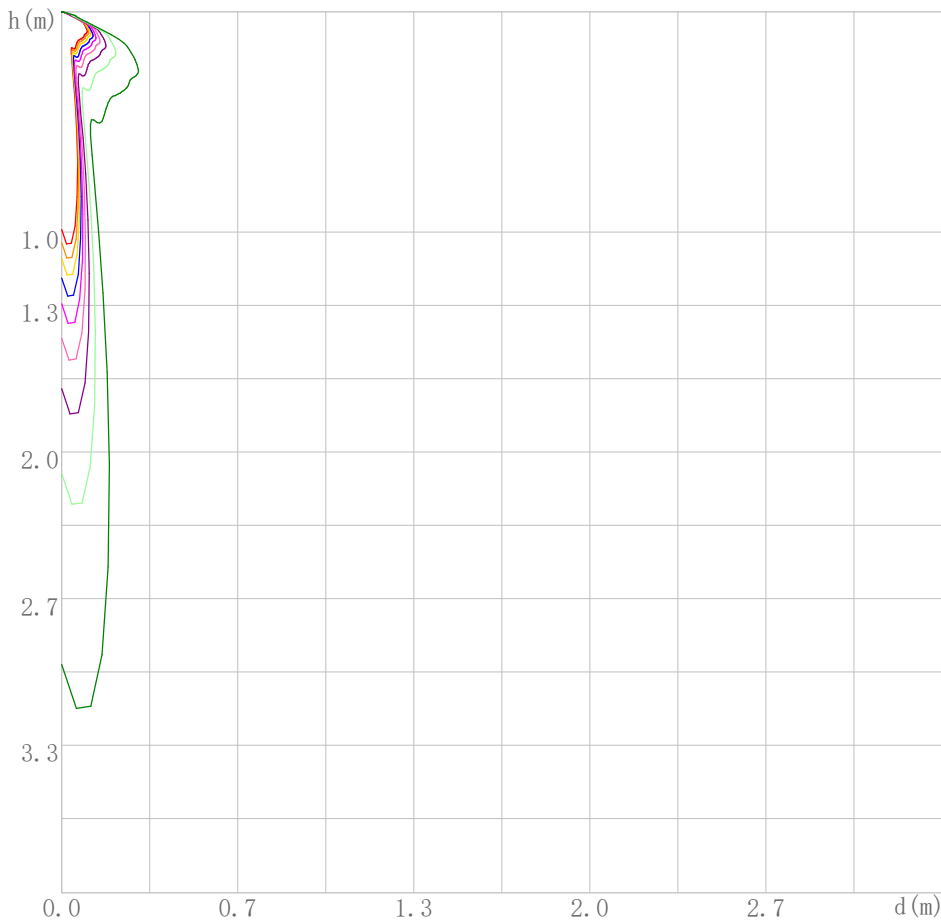
Curves: 3D Model — 90% — 80% — 70% — 60% — 50% — 40% — 30% — 20% — 10% —  
View Angles(deg): 0    Height(m): 3.0    Distance(m): 10.0



### Space ISO Illuminance Diagram

Lum. Name: LED Lamp	Lum. Catalog:	Test ID: t001
Lamp Name: led	Lamp Catalog: LED	Test Lab: volnic
Manufacture:	Test Machine:GON-2000	Test Date: 2024/01/26

Space ISO Illuminance Curve



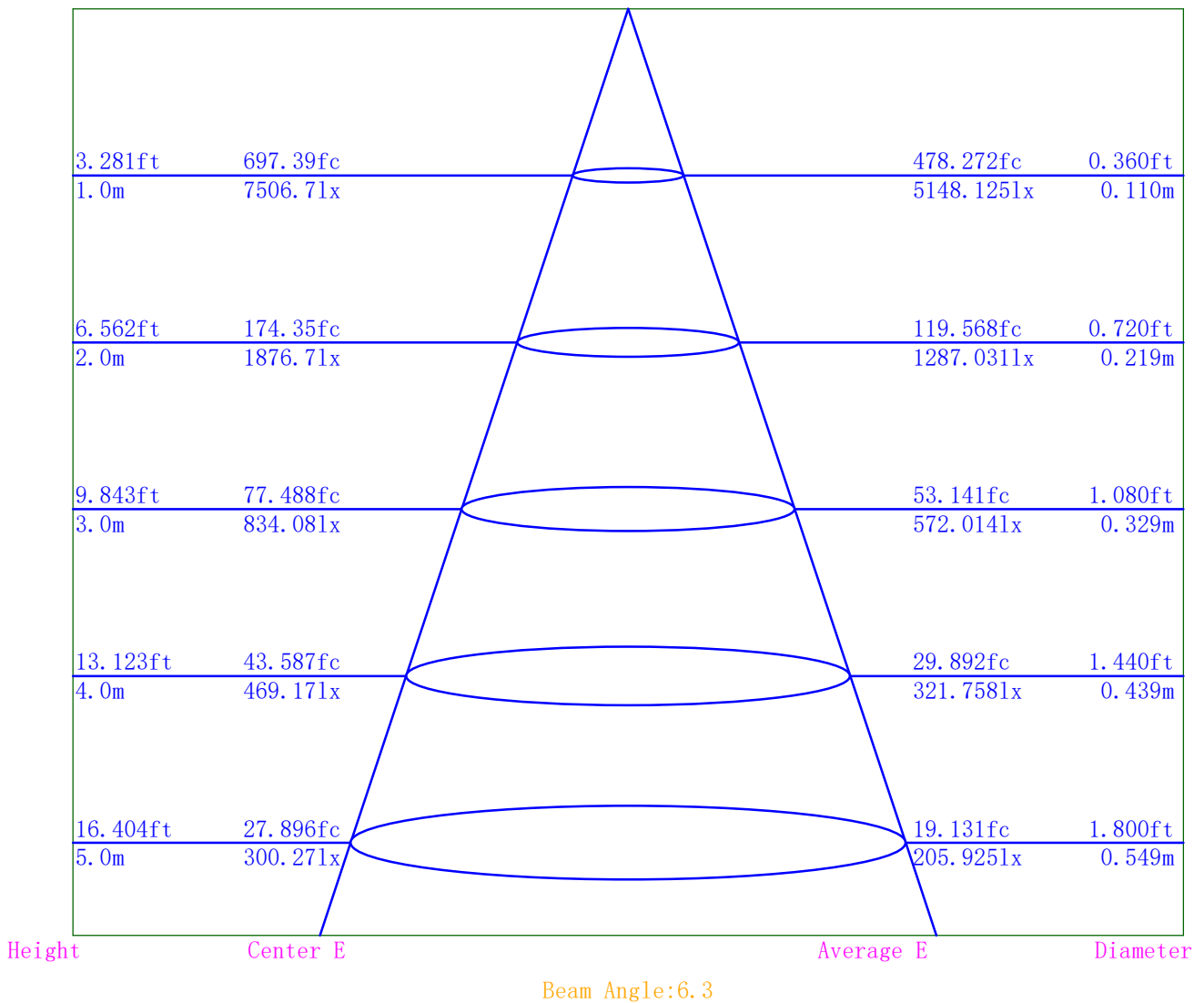
- Curves:  
 [Unit: lx]  
 [EMax] =8545.161
- [EMax\*90%]=7690.645
  - [EMax\*80%]=6836.129
  - [EMax\*70%]=5981.613
  - [EMax\*60%]=5127.096
  - [EMax\*50%]=4272.580
  - [EMax\*40%]=3418.064
  - [EMax\*30%]=2563.548
  - [EMax\*20%]=1709.032
  - [EMax\*10%]=854.516

Space Plane Maximum Illuminance and @Angle:8545.16lx,1.0deg  
 Plane Maximum Lighting Intensity and @Angle:8549.066cd,0deg

**Illuminance-Distance Diagram**

Lum. Name: LED Lamp	Lum. Catalog:	Test ID: t001
Lamp Name: led	Lamp Catalog: LED	Test Lab: volnic
Manufacture:	Test Machine:GON-2000	Test Date: 2024/01/26

Illuminance-Distance Curve



**Indoor Luminance Limiting Curves**

Lum. Name: LED Lamp	Lum. Catalog:	Test ID: t001
Lamp Name: led	Lamp Catalog: LED	Test Lab: volnic
Manufacture:	Test Machine:GON-2000	Test Date: 2024/01/26

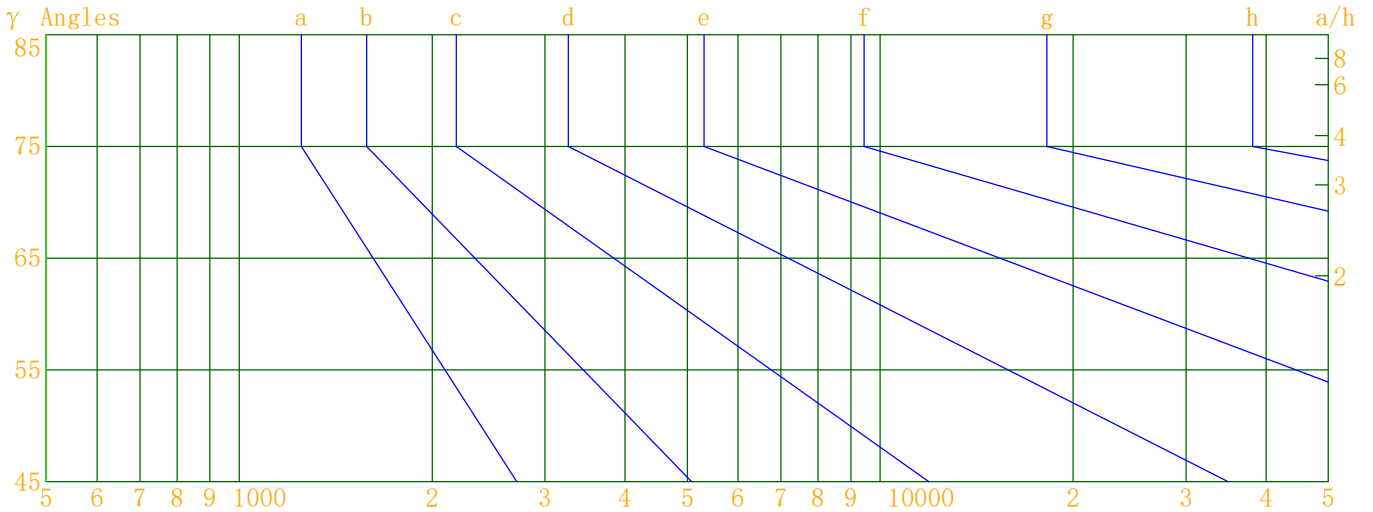
Glare Grade Table

GI	Quality	Using Illuminance							
		a	b	c	d	e	f	g	h
1.15	A	2000	1000	500	<=300				
1.5	B		2000	1000	500	<=300			
1.85	C			2000	1000	500	<=300		
2.2	D				2000	1000	500	<=300	
2.55	E	a				2000	1000	500	<=300
			b	c	d	e	f	g	h

Luminance Table

Gama (deg)	45	50	55	60	65	70	75	80	85
C0	0	0	0	0	0	0	0	0	0
C90	0	0	0	0	0	0	0	0	0

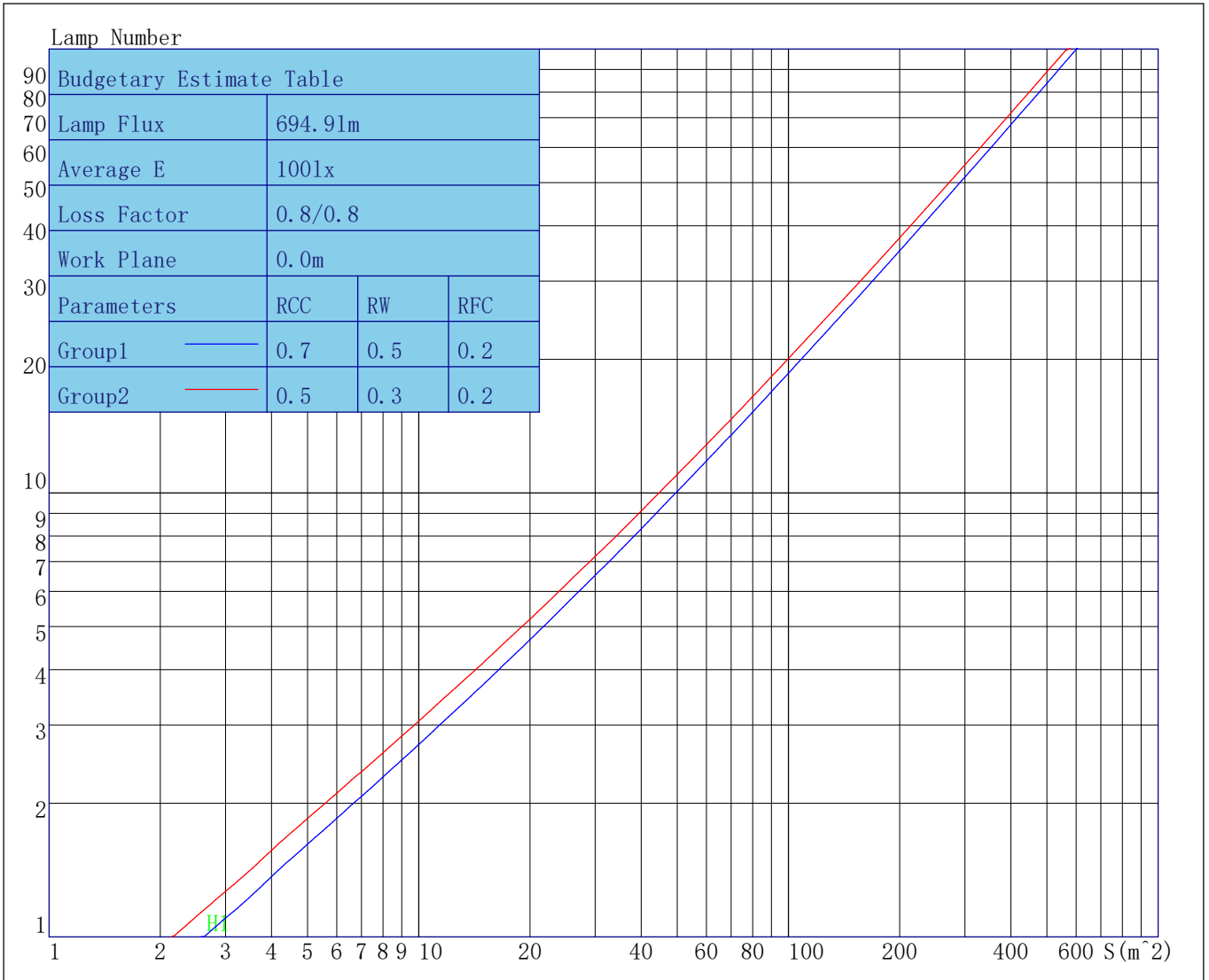
Luminance Limiting Curve



Luminous Size: Length(m)=0.000 Width(m)=0.000 Height(m)=0.000 Area(m^2)=0.000000  
 Luminous Type: Without Luminous Side  
 Luminous Curves: C0-C180 Color: — C90-C270 Color: —

**Indoor Budgetary Estimate Table**

Lum. Name: LED Lamp	Lum. Catalog:	Test ID: t001
Lamp Name: led	Lamp Catalog: LED	Test Lab: volnic
Manufacture:	Test Machine:GON-2000	Test Date: 2024/01/26



Parameters1: Rhocc = 0.7 Rhow = 0.5 Rhofc = 0.2 LLF = 0.8  
Parameters2: Rhocc = 0.5 Rhow = 0.3 Rhofc = 0.2 LLF = 0.8  
Average Illuminance(lx): 100 Cavity Height: H1(m) = 2

**Indoor Coefficient of Utilization Table**

Lum. Name: LED Lamp	Lum. Catalog:	Test ID: t001
Lamp Name: led	Lamp Catalog: LED	Test Lab: volnic
Manufacture:	Test Machine:GON-2000	Test Date: 2024/01/26

Coefficients of Utilization - Zonal Cavity Method																		
Coef.	Effective Floor Cavity Reflectance RFC=0.20																	
RhoCC (%)	80				70				50			30			10			0
RhoW (%)	70	50	30	10	70	50	30	10	50	30	10	50	30	10	50	30	10	0
RCR	Coefficient of Utilization (%)																	
0	115	115	115	115	112	112	112	112	107	107	107	103	103	103	98	98	98	97
1	108	105	102	100	106	103	100	98	99	97	95	95	94	92	92	91	89	88
2	101	95	91	87	99	94	89	86	91	87	84	88	85	82	85	82	80	78
3	94	87	81	76	92	85	80	75	83	78	74	80	76	73	78	75	72	70
4	88	79	73	68	86	78	72	67	76	71	66	74	69	66	72	68	65	63
5	83	73	66	61	81	72	65	60	70	64	60	68	63	59	67	62	59	57
6	78	67	60	55	76	66	60	55	65	59	55	63	58	54	62	57	54	52
7	73	62	55	51	72	62	55	50	60	54	50	59	54	50	58	53	50	48
8	69	58	52	47	68	58	51	47	57	51	47	55	50	46	54	50	46	45
9	66	55	48	44	64	54	48	44	53	48	43	52	47	43	51	47	43	42
10	62	52	45	41	61	51	45	41	50	45	41	50	44	41	49	44	41	39

**Unified Glare Rating Table**

Lum. Name: LED Lamp	Lum. Catalog:	Test ID: t001
Lamp Name: led	Lamp Catalog: LED	Test Lab: volnic
Manufacture:	Test Machine:GON-2000	Test Date: 2024/01/26

**Unified Glare Rating Table**

Ceiling RCC	0.70	0.70	0.50	0.50	0.30	0.70	0.70	0.50	0.50	0.30
Wall RW	0.50	0.30	0.50	0.30	0.30	0.50	0.30	0.50	0.30	0.30
Floor RFC	0.20	0.20	0.20	0.20	0.20	0.20	0.20	0.20	0.20	0.20
Room Size	Vewed crosswise					Vewed endwise				
X=2H Y=2H	-2.6	-1.1	-2.2	-0.8	-0.5	-2.6	-1.1	-2.2	-0.8	-0.5
Y=3H	-2.7	-1.4	-2.3	-1.1	-0.7	-2.7	-1.4	-2.3	-1.1	-0.7
Y=4H	-2.7	-1.6	-2.3	-1.2	-0.9	-2.7	-1.6	-2.3	-1.2	-0.9
Y=6H	-2.8	-1.8	-2.4	-1.4	-1.0	-2.8	-1.8	-2.4	-1.4	-1.0
Y=8H	-2.9	-1.9	-2.4	-1.5	-1.1	-2.9	-1.9	-2.4	-1.5	-1.1
Y=12H	-2.9	-1.9	-2.5	-1.6	-1.1	-2.9	-1.9	-2.5	-1.6	-1.1
X=4H Y=2H	-2.7	-1.6	-2.3	-1.2	-0.9	-2.7	-1.6	-2.3	-1.2	-0.9
Y=3H	-2.9	-1.9	-2.5	-1.5	-1.1	-2.9	-1.9	-2.5	-1.5	-1.1
Y=4H	-2.9	-2.1	-2.5	-1.7	-1.3	-2.9	-2.1	-2.5	-1.7	-1.3
Y=6H	-3.0	-2.3	-2.6	-1.9	-1.4	-3.0	-2.3	-2.6	-1.9	-1.4
Y=8H	-3.1	-2.4	-2.6	-2.0	-1.5	-3.1	-2.4	-2.6	-2.0	-1.5
Y=12H	-3.1	-2.5	-2.6	-2.0	-1.6	-3.1	-2.5	-2.6	-2.0	-1.6
X=8H Y=4H	-3.1	-2.4	-2.6	-2.0	-1.5	-3.1	-2.4	-2.6	-2.0	-1.5
Y=6H	-3.2	-2.6	-2.7	-2.1	-1.6	-3.2	-2.6	-2.7	-2.1	-1.6
Y=8H	-3.2	-2.7	-2.7	-2.2	-1.7	-3.2	-2.7	-2.7	-2.2	-1.7
Y=12H	-3.3	-2.8	-2.8	-2.4	-1.8	-3.3	-2.8	-2.8	-2.4	-1.8
X=12H Y=4H	-3.1	-2.5	-2.6	-2.0	-1.6	-3.1	-2.5	-2.6	-2.0	-1.6
Y=6H	-3.2	-2.7	-2.7	-2.3	-1.7	-3.2	-2.7	-2.7	-2.3	-1.7
Y=8H	-3.3	-2.8	-2.8	-2.4	-1.8	-3.3	-2.8	-2.8	-2.4	-1.8
Variations with the objverer position at spacings										
S=1.0H	0.0/0.0					0.0/0.0				
S=1.5H	0.0/0.0					0.0/0.0				
S=2.0H	0.0/0.0					0.0/0.0				
Reduced UGR Table:										
Nordic Standard Table:	BKO					BKO				
Correction Value	0.0					0.0				

o the CIE Pub. 117, data has been corrected, refers to the lamp's lumens 8.2flm.

# IES Indoor Report

## Photometric Filename:1139.IES

---

### Candela Tabulation

V/H	C0.0	C90.0	C180.0	C270.0
$\gamma$ 0.0	7506.75	7506.75	7506.75	7506.75
$\gamma$ 1.0	8549.07	6890.02	5488.07	7234.81
$\gamma$ 2.0	8507.50	5214.81	3538.50	5706.33
$\gamma$ 3.0	7310.74	3463.09	2068.17	4012.04
$\gamma$ 4.0	5467.10	2194.24	1175.85	2656.05
$\gamma$ 5.0	3653.88	1383.96	698.50	1699.82
$\gamma$ 6.0	2323.41	880.13	456.48	1066.20
$\gamma$ 7.0	1423.71	575.72	325.65	688.10
$\gamma$ 8.0	867.72	398.46	251.29	475.23
$\gamma$ 9.0	550.62	298.55	211.41	352.33
$\gamma$ 10.0	378.39	245.15	200.58	283.38
$\gamma$ 11.0	284.49	228.77	204.94	242.93
$\gamma$ 12.0	239.65	231.15	217.98	236.27
$\gamma$ 13.0	221.11	241.97	226.34	242.24
$\gamma$ 14.0	225.53	246.41	221.46	255.43
$\gamma$ 15.0	239.66	242.03	209.46	266.18
$\gamma$ 16.0	245.07	234.22	200.02	258.99
$\gamma$ 17.0	241.65	228.19	193.68	249.20
$\gamma$ 18.0	231.76	223.00	185.61	242.76
$\gamma$ 19.0	221.66	216.47	176.99	233.90
$\gamma$ 20.0	211.30	205.91	171.41	221.33
$\gamma$ 21.0	201.62	201.17	167.57	212.95
$\gamma$ 22.0	195.21	197.99	164.53	205.57
$\gamma$ 23.0	186.36	197.03	161.63	200.75
$\gamma$ 24.0	183.10	194.71	163.94	199.16
$\gamma$ 25.0	178.55	195.43	164.71	196.24
$\gamma$ 26.0	177.38	195.07	163.84	198.29
$\gamma$ 27.0	176.57	193.28	166.97	197.81
$\gamma$ 28.0	179.95	195.20	168.86	196.97
$\gamma$ 29.0	181.07	195.33	169.69	196.36
$\gamma$ 30.0	181.93	195.59	173.85	193.99
$\gamma$ 31.0	184.23	196.28	174.69	191.62
$\gamma$ 32.0	184.82	194.18	179.12	188.72
$\gamma$ 33.0	186.24	194.38	181.10	186.44
$\gamma$ 34.0	187.17	193.70	183.57	187.15
$\gamma$ 35.0	187.22	193.96	185.85	186.52
$\gamma$ 36.0	188.73	194.56	184.90	188.65
$\gamma$ 37.0	186.91	192.33	183.71	188.77
$\gamma$ 38.0	185.74	193.64	183.43	190.17
$\gamma$ 39.0	182.94	191.92	186.43	191.96
$\gamma$ 40.0	181.45	192.87	190.50	193.71
$\gamma$ 41.0	183.26	194.64	194.51	197.33
$\gamma$ 42.0	185.92	195.30	197.15	200.12
$\gamma$ 43.0	189.82	196.50	197.28	201.35
$\gamma$ 44.0	194.03	196.06	197.39	202.02
$\gamma$ 45.0	196.01	193.34	194.37	200.35
$\gamma$ 46.0	197.56	188.20	189.38	196.50

# IES Indoor Report

## Photometric Filename:1139.IES

---

### Candela Tabulation - (Cont.)

V/H	C0.0	C90.0	C180.0	C270.0
γ 47.0	197.35	181.83	183.72	190.46
γ 48.0	193.57	176.50	177.61	185.91
γ 49.0	188.60	171.39	171.42	181.33
γ 50.0	183.76	166.98	164.78	178.40
γ 51.0	177.93	162.28	158.32	175.49
γ 52.0	171.81	157.64	151.66	172.13
γ 53.0	165.02	152.99	145.01	168.54
γ 54.0	158.85	147.97	139.48	164.55
γ 55.0	152.16	142.19	133.98	159.76
γ 56.0	146.30	133.94	121.54	153.93
γ 57.0	140.68	116.14	99.04	140.96
γ 58.0	135.75	89.18	66.82	116.88
γ 59.0	125.96	58.18	33.60	84.60
γ 60.0	107.71	33.78	21.10	51.59
γ 61.0	79.92	21.88	12.84	35.15
γ 62.0	47.92	13.41	8.14	24.85
γ 63.0	31.79	8.41	6.06	17.71
γ 64.0	22.08	6.60	5.33	12.90
γ 65.0	14.80	5.36	4.70	11.35
γ 66.0	11.20	4.97	4.74	9.89
γ 67.0	9.87	4.11	4.80	8.78
γ 68.0	9.46	3.59	4.02	8.31
γ 69.0	8.60	3.39	2.90	7.55
γ 70.0	8.15	1.03	1.12	6.78
γ 71.0	8.03	0.00	0.00	4.46
γ 72.0	6.34	0.00	0.00	1.23
γ 73.0	4.22	0.00	0.00	0.00
γ 74.0	0.86	0.00	0.00	0.00
γ 75.0	0.00	0.00	0.00	0.00
γ 76.0	0.00	0.00	0.00	0.00
γ 77.0	0.00	0.00	0.00	0.00
γ 78.0	0.00	0.00	0.00	0.00
γ 79.0	0.00	0.00	0.00	0.00
γ 80.0	0.00	0.00	0.00	0.00
γ 81.0	0.00	0.00	0.00	0.00
γ 82.0	0.00	0.00	0.00	0.00
γ 83.0	0.00	0.00	0.00	0.00
γ 84.0	0.00	0.00	0.00	0.00
γ 85.0	0.00	0.00	0.00	0.00
γ 86.0	0.00	0.00	0.00	0.00
γ 87.0	0.00	0.00	0.00	0.00
γ 88.0	0.00	0.00	0.00	0.00
γ 89.0	0.00	0.00	0.00	0.00
γ 90.0	0.00	0.00	0.00	0.00
γ 91.0	0.00	0.00	0.00	0.00
γ 92.0	0.00	0.00	0.00	0.00
γ 93.0	0.00	0.00	0.00	0.00



**IES Indoor Report**  
**Photometric Filename:1139.IES**

---

**Candela Tabulation - (Cont.)**

V/H	C0.0	C90.0	C180.0	C270.0
γ 94.0	0.00	0.00	0.00	0.00
γ 95.0	0.00	0.00	0.00	0.00
γ 96.0	0.00	0.00	0.00	0.00
γ 97.0	0.00	0.00	0.00	0.00
γ 98.0	0.00	0.00	0.00	0.00
γ 99.0	0.00	0.00	0.00	0.00
γ 100.0	0.00	0.00	0.00	0.00
γ 101.0	0.00	0.00	0.00	0.00
γ 102.0	0.00	0.00	0.00	0.00
γ 103.0	0.00	0.00	0.00	0.00
γ 104.0	0.00	0.00	0.00	0.00
γ 105.0	0.00	0.00	0.00	0.00
γ 106.0	0.00	0.00	0.00	0.00
γ 107.0	0.00	0.00	0.00	0.00
γ 108.0	0.00	0.00	0.00	0.00
γ 109.0	0.00	0.00	0.00	0.00
γ 110.0	0.00	0.00	0.00	0.00
γ 111.0	0.00	0.00	0.00	0.00
γ 112.0	0.00	0.00	0.00	0.00
γ 113.0	0.00	0.00	0.00	0.00
γ 114.0	0.00	0.00	0.00	0.00
γ 115.0	0.00	0.00	0.00	0.00
γ 116.0	0.00	0.00	0.00	0.00
γ 117.0	0.00	0.00	0.00	0.00
γ 118.0	0.00	0.00	0.00	0.00
γ 119.0	0.00	0.00	0.00	0.00
γ 120.0	0.00	0.00	0.00	0.00
γ 121.0	0.00	0.00	0.00	0.00
γ 122.0	0.00	0.00	0.00	0.00
γ 123.0	0.00	0.00	0.00	0.00
γ 124.0	0.00	0.00	0.00	0.00
γ 125.0	0.00	0.00	0.00	0.00
γ 126.0	0.00	0.00	0.00	0.00
γ 127.0	0.00	0.00	0.00	0.00
γ 128.0	0.00	0.00	0.00	0.00
γ 129.0	0.00	0.00	0.00	0.00
γ 130.0	0.00	0.00	0.00	0.00
γ 131.0	0.00	0.00	0.00	0.00
γ 132.0	0.00	0.00	0.00	0.00
γ 133.0	0.00	0.00	0.00	0.00
γ 134.0	0.00	0.00	0.00	0.00
γ 135.0	0.00	0.00	0.00	0.00
γ 136.0	0.00	0.00	0.00	0.00
γ 137.0	0.00	0.00	0.00	0.00
γ 138.0	0.00	0.00	0.00	0.00
γ 139.0	0.00	0.00	0.00	0.00
γ 140.0	0.00	0.00	0.00	0.00

**IES Indoor Report**  
**Photometric Filename:1139.IES**

---

**Candela Tabulation - (Cont.)**

V/H	C0.0	C90.0	C180.0	C270.0
γ 141.0	0.00	0.00	0.00	0.00
γ 142.0	0.00	0.00	0.00	0.00
γ 143.0	0.00	0.00	0.00	0.00
γ 144.0	0.00	0.00	0.00	0.00
γ 145.0	0.00	0.00	0.00	0.00
γ 146.0	0.00	0.00	0.00	0.00
γ 147.0	0.00	0.00	0.00	0.00
γ 148.0	0.00	0.00	0.00	0.00
γ 149.0	0.00	0.00	0.00	0.00
γ 150.0	0.00	0.00	0.00	0.00
γ 151.0	0.00	0.00	0.00	0.00
γ 152.0	0.00	0.00	0.00	0.00
γ 153.0	0.00	0.00	0.00	0.00
γ 154.0	0.00	0.00	0.00	0.00
γ 155.0	0.00	0.00	0.00	0.00
γ 156.0	0.00	0.00	0.00	0.00
γ 157.0	0.00	0.00	0.00	0.00
γ 158.0	0.00	0.00	0.00	0.00
γ 159.0	0.00	0.00	0.00	0.00
γ 160.0	0.00	0.00	0.00	0.00
γ 161.0	0.00	0.00	0.00	0.00
γ 162.0	0.00	0.00	0.00	0.00
γ 163.0	0.00	0.00	0.00	0.00
γ 164.0	0.00	0.00	0.00	0.00
γ 165.0	0.00	0.00	0.00	0.00
γ 166.0	0.00	0.00	0.00	0.00
γ 167.0	0.00	0.00	0.00	0.00
γ 168.0	0.00	0.00	0.00	0.00
γ 169.0	0.00	0.00	0.00	0.00
γ 170.0	0.00	0.00	0.00	0.00
γ 171.0	0.00	0.00	0.00	0.00
γ 172.0	0.00	0.00	0.00	0.00
γ 173.0	0.00	0.00	0.00	0.00
γ 174.0	0.00	0.00	0.00	0.00
γ 175.0	0.00	0.00	0.00	0.00
γ 176.0	0.00	0.00	0.00	0.00
γ 177.0	0.00	0.00	0.00	0.00
γ 178.0	0.00	0.00	0.00	0.00
γ 179.0	0.00	0.00	0.00	0.00
γ 180.0	0.00	0.00	0.00	0.00