

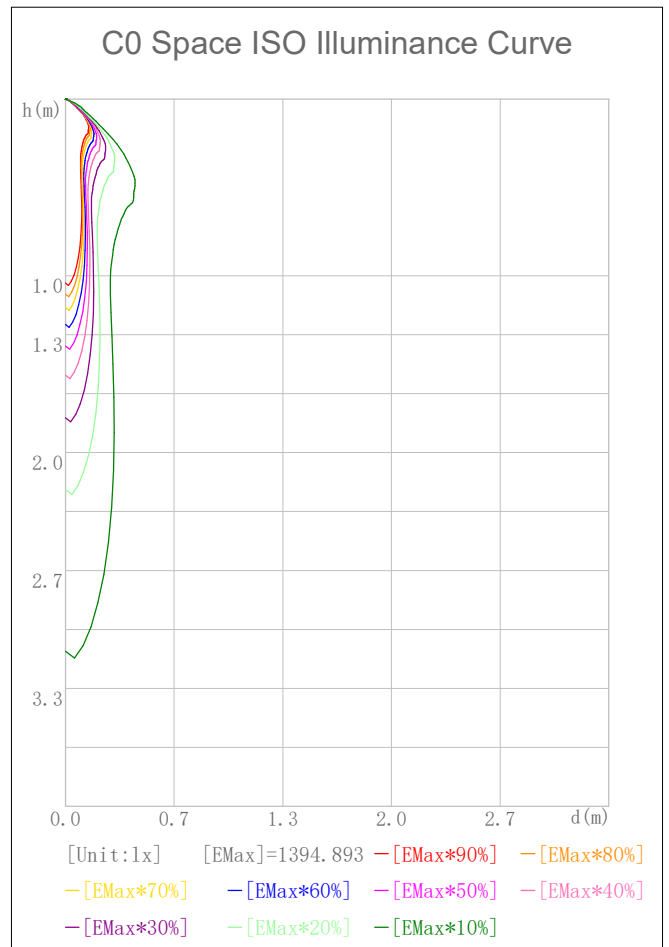
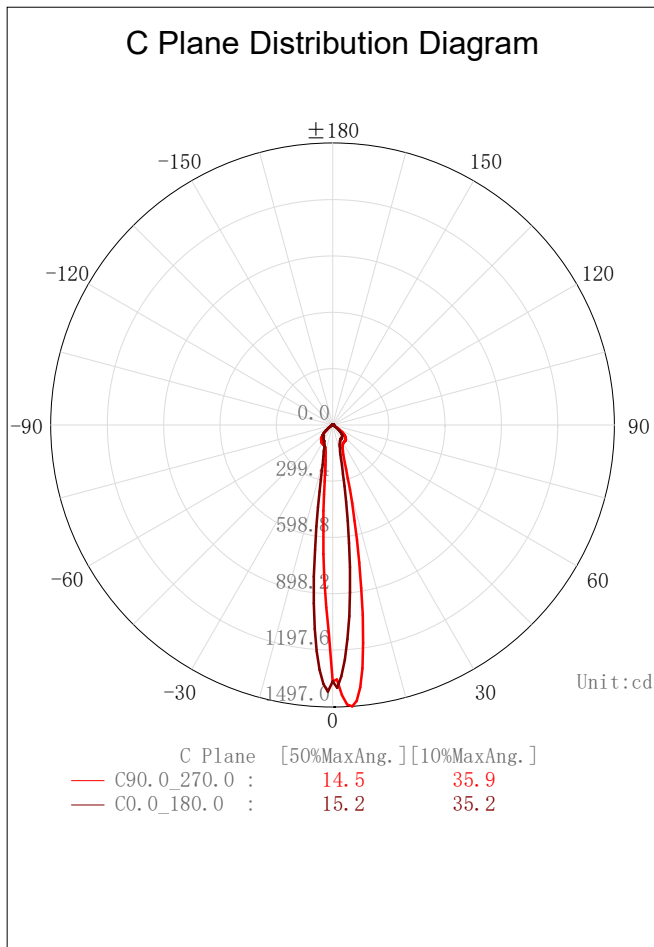
Indoor Luminaire Photometric Data

Description Information

Luminary Name: LED Lamp	Lum. Catalog:	Test ID: t001
Lamp Name: led	Lamp Catalog: LED	Test Date: 2023/12/19
Manufacture:	Shld. Ang(°):	Test Machine:GON-2000
Test Lab: volnic	Frequency(Hz):	Lamp CCT(K): Ra:
Lum. Size (W*L*H):0.044m*0.044m*0.000m	Lum. Area (m2):0.002	Lum. W (kg): 0.000
Test System: C, γ	Test Step: C=90.0 γ =1.0	Temp. (°C): 25
		Humidity(%): 60.0

Character Parameter

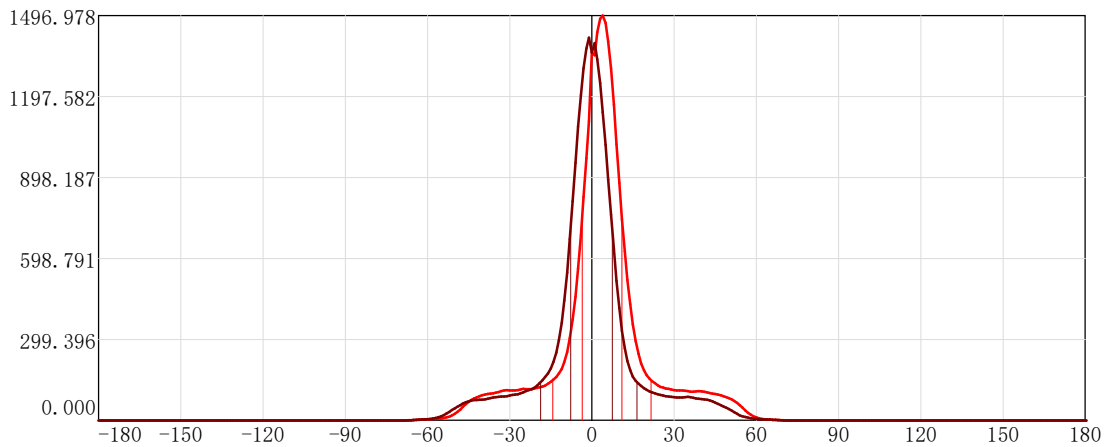
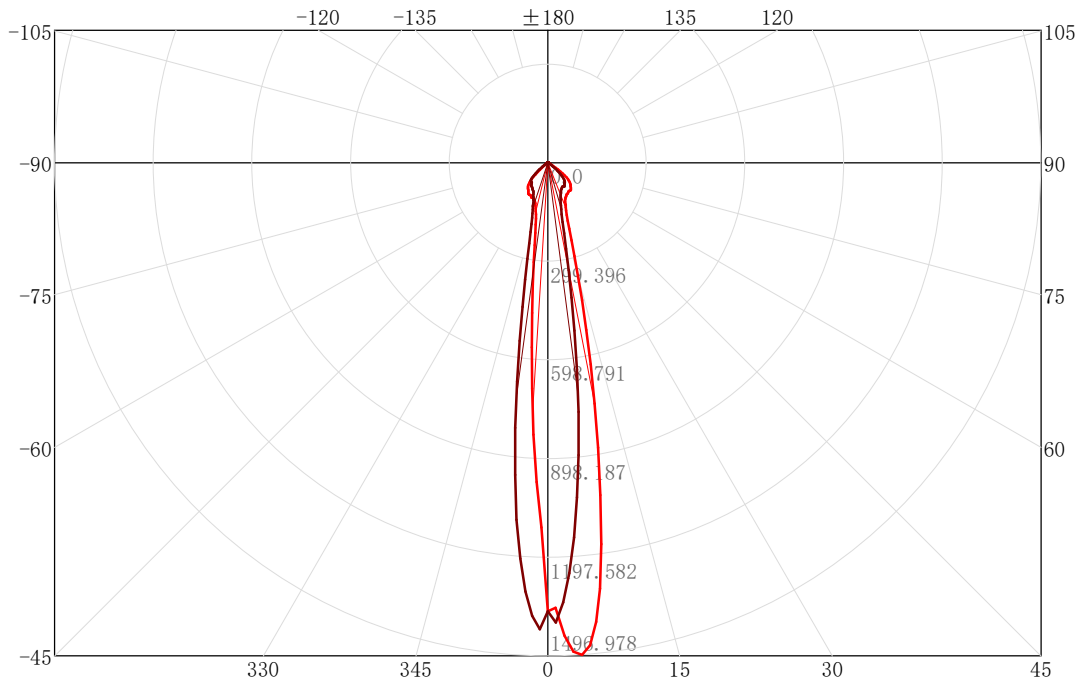
Lamp Speciality Parameter		Luminaire Speciality Parameter	
Rated Flux(lm): 300.000	Luminary Flux(lm): 335.889	Field Angle(10%Imax): 35.9(°)	
Rated Power(W):	Luminary Efficiency: 111.96%	Down Lumens&Percent: 335.889lm 100.00%	
Rated Voltage(V):	Luminary EER(lm/W): 75.634	Up Lumens&Percent: 0.000lm 0.00%	
Tested Power(W): 4.441	Max. Candela(cd): 1496.978	S/MH: C0_a180=0.268 C90_270=0.268	
Lamps' Inside: 1	Max Cand@Ang. (°): C=90.0 γ =4.0	CIE Type: Semi-Direct	
Tested Electrics(V, A, pf):220.6, 0.044, 0.448	Beam Angle(50%Imax): 14.5(°)	ErP Φ use(90°): 301.747lm	
Lamp Size(W*L*H):0.044m*0.044m*0.000m	Left=-3.6°, Right=11.0°	IRF(%): 1026.990	



2D Plane Light Intensity Distribution Curve

Lum. Name: LED Lamp	Lum. Catalog:	Test ID: t001
Lamp Name: led	Lamp Catalog: LED	Test Lab: volnic
Manufacture:	Test Machine:GON-2000	Test Date: 2023/12/19

C Plane Distribution Diagram




—	C Plane	[50%MaxAng.]	[10%MaxAng.]	Unit:cd
—	C90.0_270.0 :	14.5	35.9	
—	C0.0_180.0 :	15.2	35.2	

3D Light Intensity Distribution Modal

Lum. Name: LED Lamp	Lum. Catalog:	Test ID: t001
Lamp Name: led	Lamp Catalog: LED	Test Lab: volnic
Manufacture:	Test Machine:GON-2000	Test Date: 2023/12/19

3D Light Intensity Distribution Modal



Curves: 3D Model —— Fixture —— Vert. HUD —— Hori. HUD ——
View Angles: Orient:0 Tilt:0 Roll:0 Spin:0

IES Indoor Report
Photometric Filename:1135.IES

Zonal Flux Tabulation

Zone (γ)	Zone Flux (lm)	Sums Flux (lm)	Zone%Lamp	Sums%Lamp	Zone (γ)	Zone Flux (lm)	Sums Flux (lm)	Zone%Lamp	Sums%Lamp
0.0-1.0	1.28	1.28	0.43	0.43	47.0-48.0	5.09	303.36	1.70	101.12
1.0-2.0	3.73	5.01	1.24	1.67	48.0-49.0	4.69	308.04	1.56	102.68
2.0-3.0	5.96	10.97	1.99	3.66	49.0-50.0	4.29	312.33	1.43	104.11
3.0-4.0	7.86	18.83	2.62	6.28	50.0-51.0	3.88	316.21	1.29	105.40
4.0-5.0	9.32	28.15	3.11	9.38	51.0-52.0	3.44	319.65	1.15	106.55
5.0-6.0	10.30	38.45	3.43	12.82	52.0-53.0	2.99	322.64	1.00	107.55
6.0-7.0	10.78	49.23	3.59	16.41	53.0-54.0	2.56	325.20	0.85	108.40
7.0-8.0	10.77	60.00	3.59	20.00	54.0-55.0	2.14	327.33	0.71	109.11
8.0-9.0	10.36	70.36	3.45	23.45	55.0-56.0	1.74	329.08	0.58	109.69
9.0-10.0	9.70	80.06	3.23	26.69	56.0-57.0	1.40	330.48	0.47	110.16
10.0-11.0	8.95	89.01	2.98	29.67	57.0-58.0	1.12	331.60	0.37	110.53
11.0-12.0	8.18	97.19	2.73	32.40	58.0-59.0	0.89	332.49	0.30	110.83
12.0-13.0	7.46	104.65	2.49	34.88	59.0-60.0	0.71	333.20	0.24	111.07
13.0-14.0	6.83	111.48	2.28	37.16	60.0-61.0	0.59	333.79	0.20	111.26
14.0-15.0	6.30	117.79	2.10	39.26	61.0-62.0	0.48	334.27	0.16	111.42
15.0-16.0	5.88	123.66	1.96	41.22	62.0-63.0	0.39	334.66	0.13	111.55
16.0-17.0	5.54	129.20	1.85	43.07	63.0-64.0	0.33	334.99	0.11	111.66
17.0-18.0	5.29	134.50	1.76	44.83	64.0-65.0	0.27	335.26	0.09	111.75
18.0-19.0	5.14	139.63	1.71	46.54	65.0-66.0	0.21	335.47	0.07	111.82
19.0-20.0	5.03	144.66	1.68	48.22	66.0-67.0	0.16	335.63	0.05	111.88
20.0-21.0	4.96	149.62	1.65	49.87	67.0-68.0	0.12	335.75	0.04	111.92
21.0-22.0	4.95	154.57	1.65	51.52	68.0-69.0	0.08	335.83	0.03	111.94
22.0-23.0	4.98	159.55	1.66	53.18	69.0-70.0	0.04	335.87	0.01	111.96
23.0-24.0	5.03	164.58	1.68	54.86	70.0-71.0	0.02	335.89	0.01	111.96
24.0-25.0	5.08	169.65	1.69	56.55	71.0-72.0	0.00	335.89	0.00	111.96
25.0-26.0	5.13	174.78	1.71	58.26	72.0-73.0	0.00	335.89	0.00	111.96
26.0-27.0	5.18	179.96	1.73	59.99	73.0-74.0	0.00	335.89	0.00	111.96
27.0-28.0	5.26	185.22	1.75	61.74	74.0-75.0	0.00	335.89	0.00	111.96
28.0-29.0	5.38	190.60	1.79	63.53	75.0-76.0	0.00	335.89	0.00	111.96
29.0-30.0	5.48	196.08	1.83	65.36	76.0-77.0	0.00	335.89	0.00	111.96
30.0-31.0	5.58	201.66	1.86	67.22	77.0-78.0	0.00	335.89	0.00	111.96
31.0-32.0	5.70	207.36	1.90	69.12	78.0-79.0	0.00	335.89	0.00	111.96
32.0-33.0	5.82	213.18	1.94	71.06	79.0-80.0	0.00	335.89	0.00	111.96
33.0-34.0	5.92	219.10	1.97	73.03	80.0-81.0	0.00	335.89	0.00	111.96
34.0-35.0	6.02	225.12	2.01	75.04	81.0-82.0	0.00	335.89	0.00	111.96
35.0-36.0	6.09	231.21	2.03	77.07	82.0-83.0	0.00	335.89	0.00	111.96
36.0-37.0	6.14	237.35	2.05	79.12	83.0-84.0	0.00	335.89	0.00	111.96
37.0-38.0	6.18	243.53	2.06	81.18	84.0-85.0	0.00	335.89	0.00	111.96
38.0-39.0	6.24	249.76	2.08	83.25	85.0-86.0	0.00	335.89	0.00	111.96
39.0-40.0	6.28	256.05	2.09	85.35	86.0-87.0	0.00	335.89	0.00	111.96
40.0-41.0	6.30	262.35	2.10	87.45	87.0-88.0	0.00	335.89	0.00	111.96
41.0-42.0	6.29	268.64	2.10	89.55	88.0-89.0	0.00	335.89	0.00	111.96
42.0-43.0	6.26	274.90	2.09	91.63	89.0-90.0	0.00	335.89	0.00	111.96
43.0-44.0	6.16	281.06	2.05	93.69	90.0-91.0	0.00	335.89	0.00	111.96
44.0-45.0	5.99	287.05	2.00	95.68	91.0-92.0	0.00	335.89	0.00	111.96
45.0-46.0	5.76	292.81	1.92	97.60	92.0-93.0	0.00	335.89	0.00	111.96
46.0-47.0	5.46	298.27	1.82	99.42	93.0-94.0	0.00	335.89	0.00	111.96

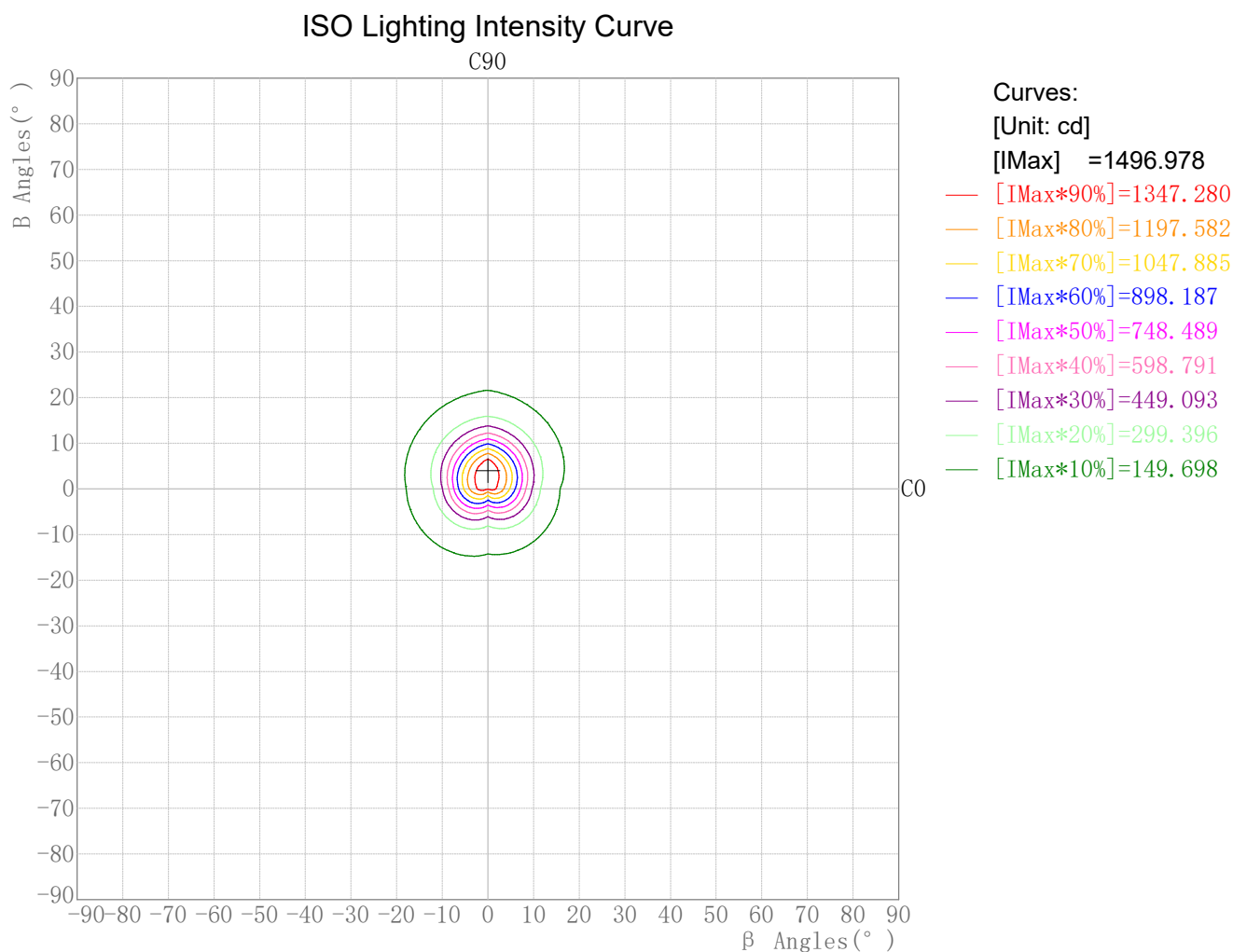
IES Indoor Report
Photometric Filename:1135.IES

Zonal Flux Tabulation - (Cont.)

Zone (γ)	Zone Flux (lm)	Sums Flux (lm)	Zone%Lamp	Sums%Lamp	Zone (γ)	Zone Flux (lm)	Sums Flux (lm)	Zone%Lamp	Sums%Lamp
94.0-95.0	0.00	335.89	0.00	111.96	141.0-142.0	0.00	335.89	0.00	111.96
95.0-96.0	0.00	335.89	0.00	111.96	142.0-143.0	0.00	335.89	0.00	111.96
96.0-97.0	0.00	335.89	0.00	111.96	143.0-144.0	0.00	335.89	0.00	111.96
97.0-98.0	0.00	335.89	0.00	111.96	144.0-145.0	0.00	335.89	0.00	111.96
98.0-99.0	0.00	335.89	0.00	111.96	145.0-146.0	0.00	335.89	0.00	111.96
99.0-100.0	0.00	335.89	0.00	111.96	146.0-147.0	0.00	335.89	0.00	111.96
100.0-101.0	0.00	335.89	0.00	111.96	147.0-148.0	0.00	335.89	0.00	111.96
101.0-102.0	0.00	335.89	0.00	111.96	148.0-149.0	0.00	335.89	0.00	111.96
102.0-103.0	0.00	335.89	0.00	111.96	149.0-150.0	0.00	335.89	0.00	111.96
103.0-104.0	0.00	335.89	0.00	111.96	150.0-151.0	0.00	335.89	0.00	111.96
104.0-105.0	0.00	335.89	0.00	111.96	151.0-152.0	0.00	335.89	0.00	111.96
105.0-106.0	0.00	335.89	0.00	111.96	152.0-153.0	0.00	335.89	0.00	111.96
106.0-107.0	0.00	335.89	0.00	111.96	153.0-154.0	0.00	335.89	0.00	111.96
107.0-108.0	0.00	335.89	0.00	111.96	154.0-155.0	0.00	335.89	0.00	111.96
108.0-109.0	0.00	335.89	0.00	111.96	155.0-156.0	0.00	335.89	0.00	111.96
109.0-110.0	0.00	335.89	0.00	111.96	156.0-157.0	0.00	335.89	0.00	111.96
110.0-111.0	0.00	335.89	0.00	111.96	157.0-158.0	0.00	335.89	0.00	111.96
111.0-112.0	0.00	335.89	0.00	111.96	158.0-159.0	0.00	335.89	0.00	111.96
112.0-113.0	0.00	335.89	0.00	111.96	159.0-160.0	0.00	335.89	0.00	111.96
113.0-114.0	0.00	335.89	0.00	111.96	160.0-161.0	0.00	335.89	0.00	111.96
114.0-115.0	0.00	335.89	0.00	111.96	161.0-162.0	0.00	335.89	0.00	111.96
115.0-116.0	0.00	335.89	0.00	111.96	162.0-163.0	0.00	335.89	0.00	111.96
116.0-117.0	0.00	335.89	0.00	111.96	163.0-164.0	0.00	335.89	0.00	111.96
117.0-118.0	0.00	335.89	0.00	111.96	164.0-165.0	0.00	335.89	0.00	111.96
118.0-119.0	0.00	335.89	0.00	111.96	165.0-166.0	0.00	335.89	0.00	111.96
119.0-120.0	0.00	335.89	0.00	111.96	166.0-167.0	0.00	335.89	0.00	111.96
120.0-121.0	0.00	335.89	0.00	111.96	167.0-168.0	0.00	335.89	0.00	111.96
121.0-122.0	0.00	335.89	0.00	111.96	168.0-169.0	0.00	335.89	0.00	111.96
122.0-123.0	0.00	335.89	0.00	111.96	169.0-170.0	0.00	335.89	0.00	111.96
123.0-124.0	0.00	335.89	0.00	111.96	170.0-171.0	0.00	335.89	0.00	111.96
124.0-125.0	0.00	335.89	0.00	111.96	171.0-172.0	0.00	335.89	0.00	111.96
125.0-126.0	0.00	335.89	0.00	111.96	172.0-173.0	0.00	335.89	0.00	111.96
126.0-127.0	0.00	335.89	0.00	111.96	173.0-174.0	0.00	335.89	0.00	111.96
127.0-128.0	0.00	335.89	0.00	111.96	174.0-175.0	0.00	335.89	0.00	111.96
128.0-129.0	0.00	335.89	0.00	111.96	175.0-176.0	0.00	335.89	0.00	111.96
129.0-130.0	0.00	335.89	0.00	111.96	176.0-177.0	0.00	335.89	0.00	111.96
130.0-131.0	0.00	335.89	0.00	111.96	177.0-178.0	0.00	335.89	0.00	111.96
131.0-132.0	0.00	335.89	0.00	111.96	178.0-179.0	0.00	335.89	0.00	111.96
132.0-133.0	0.00	335.89	0.00	111.96	179.0-180.0	0.00	335.89	0.00	111.96
133.0-134.0	0.00	335.89	0.00	111.96					
134.0-135.0	0.00	335.89	0.00	111.96					
135.0-136.0	0.00	335.89	0.00	111.96					
136.0-137.0	0.00	335.89	0.00	111.96					
137.0-138.0	0.00	335.89	0.00	111.96					
138.0-139.0	0.00	335.89	0.00	111.96					
139.0-140.0	0.00	335.89	0.00	111.96					
140.0-141.0	0.00	335.89	0.00	111.96					

Rectangle ISO Lighting Intensity Diagram

Lum. Name: LED Lamp	Lum. Catalog:	Test ID: t001
Lamp Name: led	Lamp Catalog: LED	Test Lab: volnic
Manufacture:	Test Machine:GON-2000	Test Date: 2023/12/19

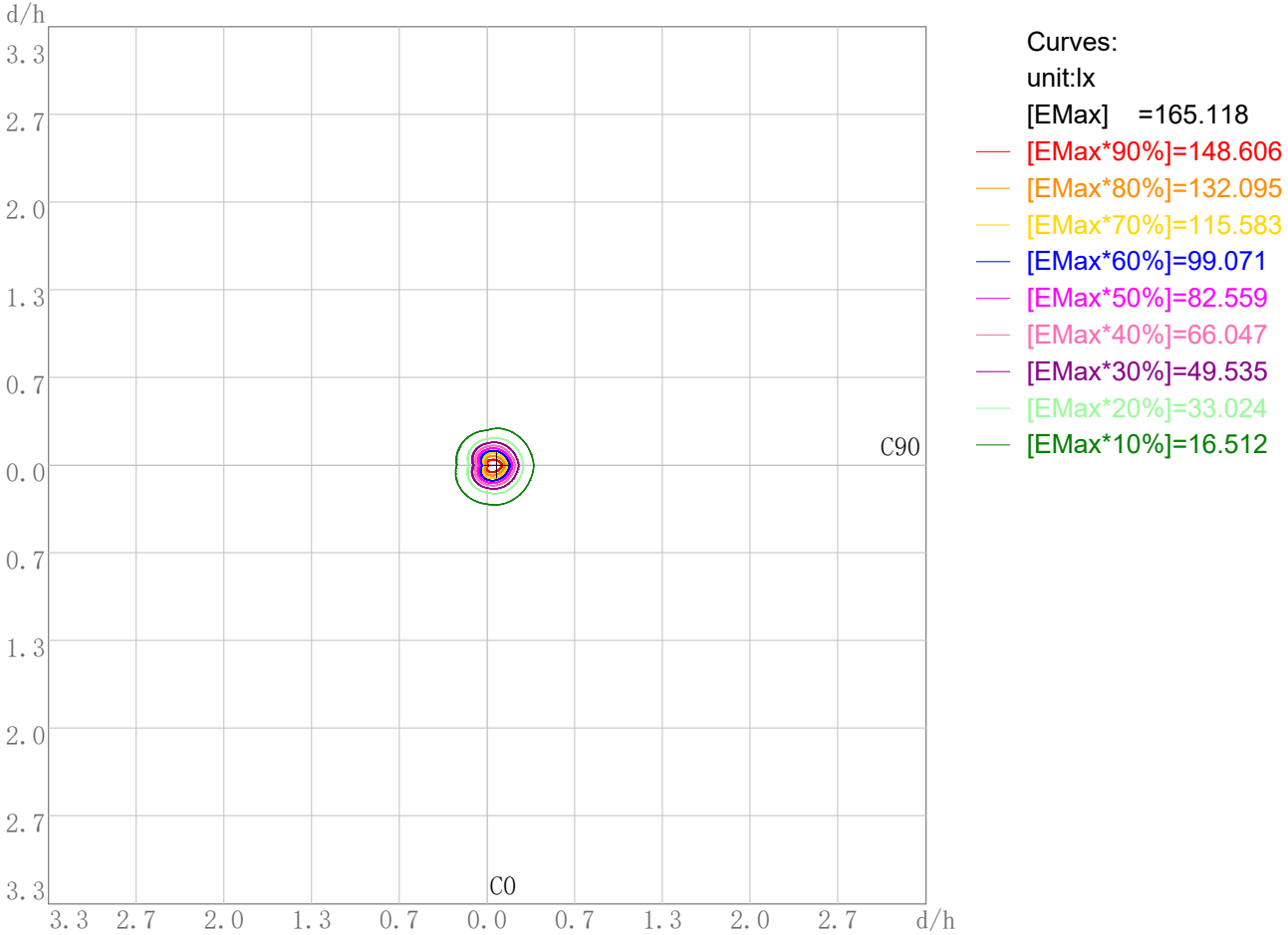


Maximum Light Intensity(cd): 1496.98
 Maximum Cand.@Angle: H=0.0°,V=4.0°

Plane ISO-Illuminance Diagram

Lum. Name: LED Lamp	Lum. Catalog:	Test ID: t001
Lamp Name: led	Lamp Catalog: LED	Test Lab: volnic
Manufacture:	Test Machine:GON-2000	Test Date: 2023/12/19

Plane ISO-Illuminance Curve




Working Plane Luminaire Mounting Height(m): 3.00
Working Plane Maximum Illuminance(lx): 165.12
Working Plane Maximum Illuminance Position(d/h):H0.1 V0.0

3D Plane ISO Illuminance Diagram

Lum. Name: LED Lamp	Lum. Catalog:	Test ID: t001
Lamp Name: led	Lamp Catalog: LED	Test Lab: volnic
Manufacture:	Test Machine:GON-2000	Test Date: 2023/12/19

3D Plane Illuminance Modal

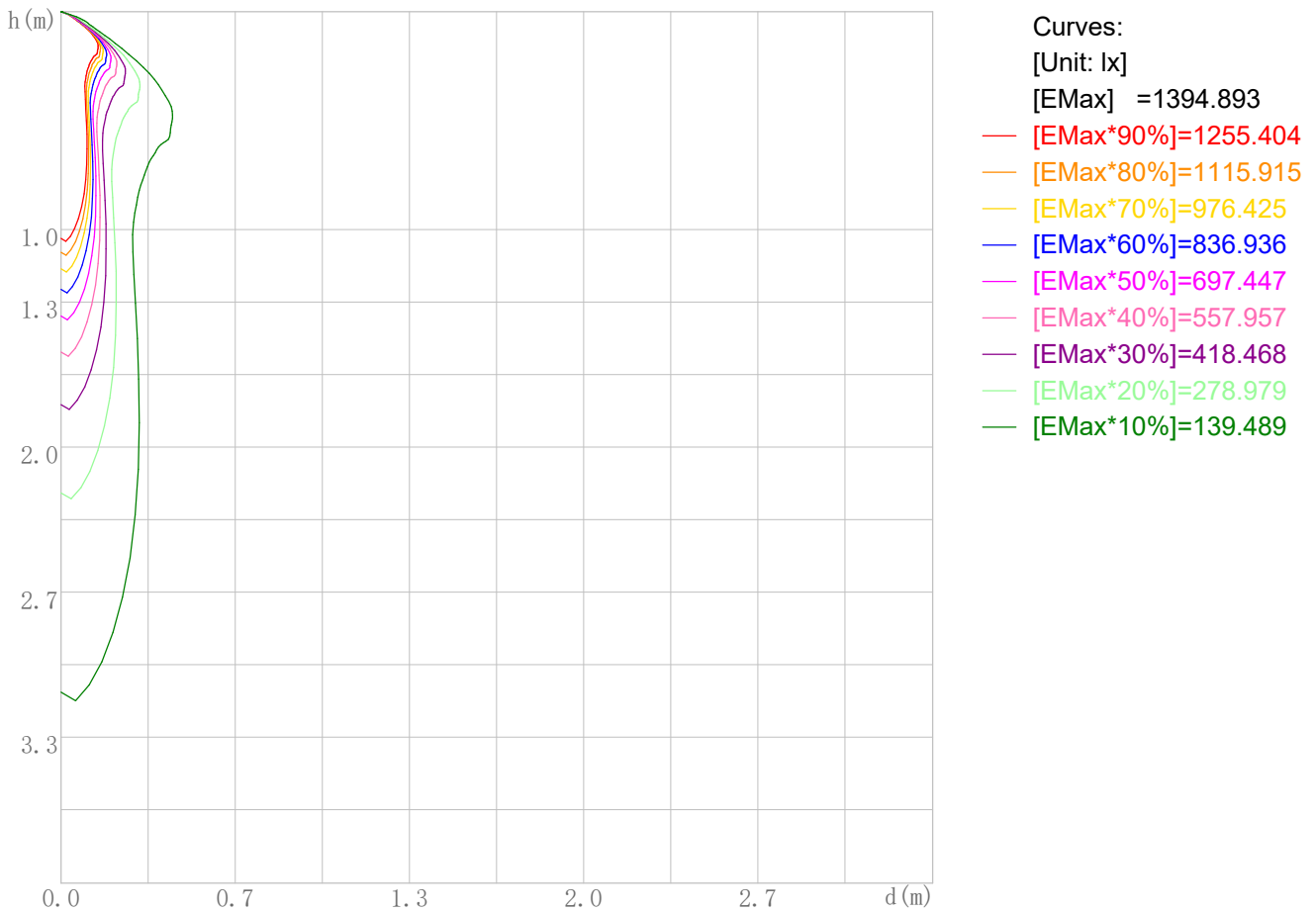


Curves: 3D Model — 90% — 80% — 70% — 60% — 50% — 40% — 30% — 20% — 10% —
View Angles(deg): 0 Height(m): 3.0 Distance(m): 10.0

Space ISO Illuminance Diagram

Lum. Name: LED Lamp	Lum. Catalog:	Test ID: t001
Lamp Name: led	Lamp Catalog: LED	Test Lab: volnic
Manufacture:	Test Machine:GON-2000	Test Date: 2023/12/19

Space ISO Illuminance Curve

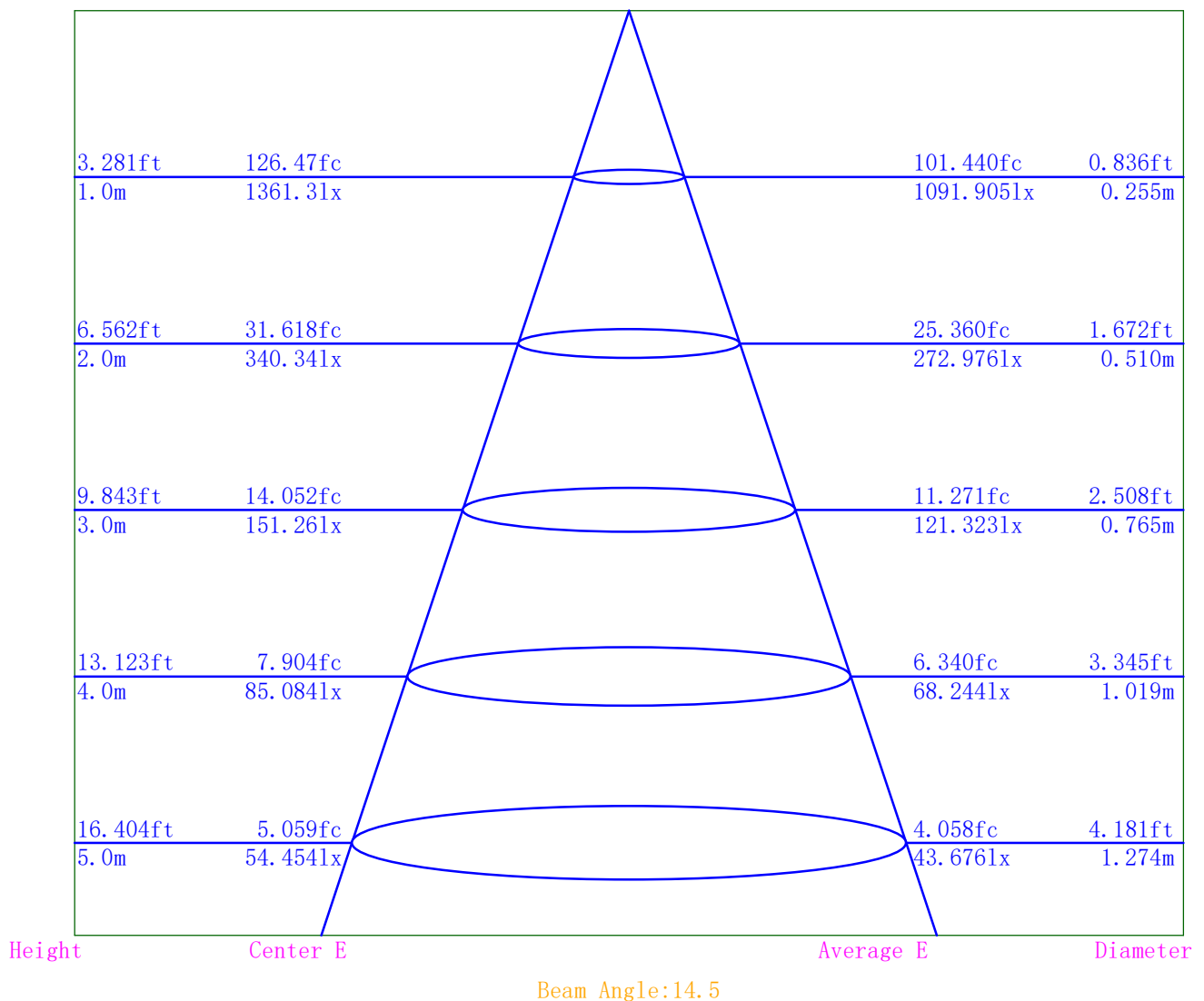


Space Plane Maximum Illuminance and @Angle:1394.89lx,1.0deg
 Plane Maximum Lighting Intensity and @Angle:1395.531cd,0deg

Illuminance-Distance Diagram

Lum. Name: LED Lamp	Lum. Catalog:	Test ID: t001
Lamp Name: led	Lamp Catalog: LED	Test Lab: volnic
Manufacture:	Test Machine:GON-2000	Test Date: 2023/12/19

Illuminance-Distance Curve



Indoor Luminance Limiting Curves

Lum. Name: LED Lamp	Lum. Catalog:	Test ID: t001
Lamp Name: led	Lamp Catalog: LED	Test Lab: volnic
Manufacture:	Test Machine:GON-2000	Test Date: 2023/12/19

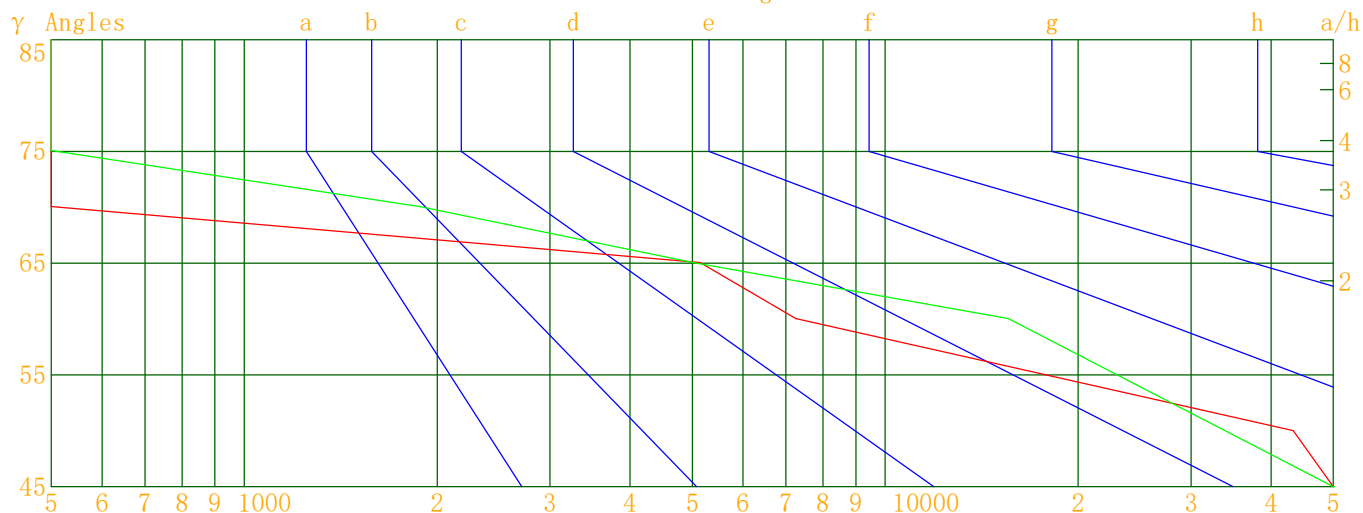
Glare Grade Table

GI	Quality	Using Illuminance							
		a	b	c	d	e	f	g	h
1.15	A	2000	1000	500	<=300				
1.5	B		2000	1000	500	<=300			
1.85	C			2000	1000	500	<=300		
2.2	D				2000	1000	500	<=300	
2.55	E	a				2000	1000	500	<=300
			b	c	d	e	f	g	h

Luminance Table

Gama (deg)	45	50	55	60	65	70	75	80	85
C0	62088	43319	17746	7251	5140	0	0	0	0
C90	90965	84679	53895	15564	5017	1877	0	0	0

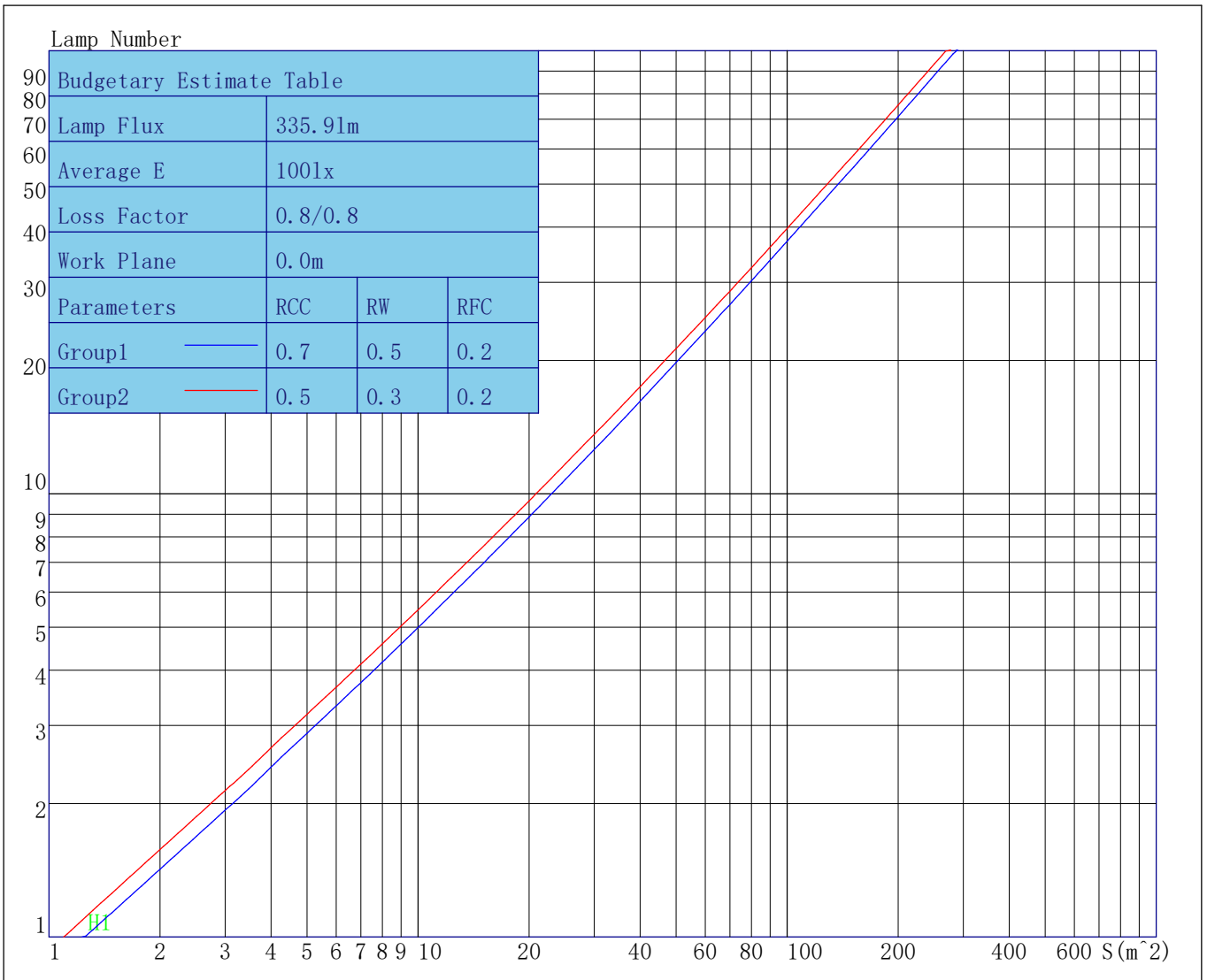
Luminance Limiting Curve



Luminous Size: Length(m)=-0.044 Width(m)=-0.044 Height(m)=0.000 Area(m²)=0.001521
 Luminous Type: Without Luminous Side
 Luminous Curves: C0-C180 Color: — C90-C270 Color: —

Indoor Budgetary Estimate Table

Lum. Name: LED Lamp	Lum. Catalog:	Test ID: t001
Lamp Name: led	Lamp Catalog: LED	Test Lab: volnic
Manufacture:	Test Machine:GON-2000	Test Date: 2023/12/19



Parameters1: Rhocc = 0.7 Rhow = 0.5 Rhofc = 0.2 LLF = 0.8
 Parameters2: Rhocc = 0.5 Rhow = 0.3 Rhofc = 0.2 LLF = 0.8
 Average Illuminance(lx): 100 Cavity Height: H1(m) = 2

Indoor Coefficient of Utilization Table

Lum. Name: LED Lamp	Lum. Catalog:	Test ID: t001
Lamp Name: led	Lamp Catalog: LED	Test Lab: volnic
Manufacture:	Test Machine:GON-2000	Test Date: 2023/12/19

Coefficients of Utilization - Zonal Cavity Method																					
Coef.	Effective Floor Cavity Reflectance RFC=0.20																				
RhoCC (%)	80				70				50				30				10				0
RhoW (%)	70	50	30	10	70	50	30	10	50	30	10	50	30	10	50	30	10	50	30	10	0
RCR	Coefficient of Utilization (%)																				
0	133	133	133	133	130	130	130	130	124	124	124	119	119	119	114	114	114	112			
1	127	124	121	118	124	121	119	116	117	115	113	113	111	109	109	107	106	104			
2	120	114	110	106	118	113	108	105	109	105	102	106	103	100	102	100	98	96			
3	114	106	100	96	111	105	99	95	102	97	93	99	95	92	96	93	91	89			
4	108	99	92	88	106	98	92	87	95	90	86	93	89	85	91	87	84	82			
5	102	92	86	81	100	91	85	80	89	84	80	87	83	79	86	82	78	77			
6	97	87	80	75	95	86	79	75	84	78	74	83	78	74	81	77	73	72			
7	92	82	75	70	91	81	75	70	80	74	70	78	73	69	77	72	69	67			
8	88	77	71	66	87	77	70	66	76	70	66	74	69	65	73	69	65	63			
9	84	74	67	62	83	73	67	62	72	66	62	71	66	62	70	65	62	60			
10	81	70	64	59	80	70	63	59	69	63	59	68	63	59	67	62	59	57			

Unified Glare Rating Table

Lum. Name: LED Lamp	Lum. Catalog:	Test ID: t001
Lamp Name: led	Lamp Catalog: LED	Test Lab: volnic
Manufacture:	Test Machine: GON-2000	Test Date: 2023/12/19

Unified Glare Rating Table

Ceiling RCC	0.70	0.70	0.50	0.50	0.30	0.70	0.70	0.50	0.50	0.30
Wall RW	0.50	0.30	0.50	0.30	0.30	0.50	0.30	0.50	0.30	0.30
Floor RFC	0.20	0.20	0.20	0.20	0.20	0.20	0.20	0.20	0.20	0.20
Room Size	Vewed crosswise					Vewed endwise				
X=2H Y=2H	22.3	23.6	22.6	23.9	24.2	24.9	26.1	25.2	26.5	26.8
Y=3H	22.1	23.3	22.5	23.6	24.0	24.7	25.8	25.1	26.2	26.5
Y=4H	22.0	23.1	22.5	23.5	23.8	24.6	25.7	25.0	26.0	26.4
Y=6H	22.0	22.9	22.4	23.3	23.7	24.5	25.5	24.9	25.9	26.3
Y=8H	21.9	22.8	22.3	23.2	23.6	24.5	25.4	24.9	25.8	26.2
Y=12H	21.9	22.7	22.3	23.1	23.6	24.4	25.3	24.9	25.7	26.1
X=4H Y=2H	22.2	23.2	22.6	23.6	23.9	24.7	25.7	25.1	26.1	26.5
Y=3H	22.0	22.9	22.4	23.3	23.7	24.5	25.4	24.9	25.8	26.2
Y=4H	21.9	22.7	22.3	23.1	23.6	24.4	25.2	24.9	25.6	26.1
Y=6H	21.8	22.5	22.3	22.9	23.4	24.3	25.0	24.8	25.5	25.9
Y=8H	21.7	22.4	22.2	22.8	23.3	24.3	24.9	24.7	25.4	25.8
Y=12H	21.7	22.3	22.2	22.7	23.2	24.2	24.8	24.7	25.3	25.7
X=8H Y=4H	21.7	22.4	22.2	22.8	23.3	24.3	24.9	24.7	25.4	25.8
Y=6H	21.6	22.2	22.1	22.7	23.2	24.1	24.7	24.6	25.2	25.7
Y=8H	21.5	22.0	22.0	22.6	23.0	24.0	24.6	24.6	25.1	25.6
Y=12H	21.5	21.9	22.0	22.4	23.0	24.0	24.5	24.5	25.0	25.5
X=12H Y=4H	21.7	22.3	22.2	22.8	23.2	24.2	24.8	24.7	25.3	25.7
Y=6H	21.5	22.1	22.1	22.5	23.1	24.1	24.6	24.6	25.0	25.6
Y=8H	21.5	21.9	22.0	22.4	23.0	24.0	24.5	24.5	25.0	25.5
Variations with the objverer position at spacings										
S=1.0H	0.0/0.0					0.0/0.0				
S=1.5H	0.0/0.0					0.0/0.0				
S=2.0H	6.8/0.0					5.7/0.0				
Reduced UGR Table:										
Nordic Standard Table:	BKO					BKO				
Correction Value	0.1					0.0				

o the CIE Pub. 117, data has been corrected, refers to the lamp's lumens 8.2flm.

IES Indoor Report

Photometric Filename:1135.IES

Candela Tabulation

V/H	C0.0	C90.0	C180.0	C270.0
γ 0.0	1361.34	1361.34	1361.34	1361.34
γ 1.0	1395.53	1350.82	1415.59	1106.66
γ 2.0	1334.48	1435.62	1375.37	969.07
γ 3.0	1247.45	1485.23	1302.29	826.18
γ 4.0	1139.82	1496.98	1203.82	686.08
γ 5.0	1019.32	1469.95	1086.89	562.09
γ 6.0	891.56	1400.88	952.25	458.21
γ 7.0	761.27	1301.86	810.05	372.35
γ 8.0	633.36	1168.08	670.48	304.08
γ 9.0	515.39	1020.71	546.47	252.96
γ 10.0	414.91	878.40	443.88	216.13
γ 11.0	331.68	744.42	361.06	191.10
γ 12.0	267.29	625.84	297.58	173.46
γ 13.0	219.60	520.08	250.85	160.75
γ 14.0	185.60	429.89	216.66	151.59
γ 15.0	162.18	354.68	192.30	143.76
γ 16.0	146.72	294.04	174.29	135.87
γ 17.0	135.67	246.19	160.81	129.10
γ 18.0	127.31	210.73	148.65	125.85
γ 19.0	119.61	186.03	138.81	123.63
γ 20.0	113.15	168.04	128.99	120.72
γ 21.0	108.24	155.43	121.18	117.82
γ 22.0	104.37	146.12	115.78	116.12
γ 23.0	100.72	138.11	111.98	116.35
γ 24.0	97.51	129.79	108.96	116.39
γ 25.0	94.47	124.62	104.57	116.64
γ 26.0	91.88	121.56	100.06	114.93
γ 27.0	89.99	118.75	97.15	112.65
γ 28.0	88.81	117.12	95.98	110.89
γ 29.0	87.54	115.17	94.92	111.52
γ 30.0	86.16	112.82	92.35	111.75
γ 31.0	85.38	111.60	90.38	111.98
γ 32.0	85.21	111.07	88.96	111.14
γ 33.0	85.74	110.92	88.23	108.53
γ 34.0	86.58	109.85	87.52	105.67
γ 35.0	87.25	108.31	86.59	102.98
γ 36.0	86.36	107.03	85.29	101.09
γ 37.0	84.24	106.79	82.62	99.42
γ 38.0	81.89	107.76	79.98	97.94
γ 39.0	80.44	108.65	77.83	96.24
γ 40.0	79.37	108.13	76.83	93.18
γ 41.0	77.93	106.64	76.41	89.65
γ 42.0	76.35	104.32	75.95	85.72
γ 43.0	74.28	102.10	75.22	81.62
γ 44.0	71.21	99.76	73.53	75.26
γ 45.0	66.76	97.80	70.96	68.41
γ 46.0	61.63	95.78	67.43	60.35

IES Indoor Report

Photometric Filename:1135.IES

Candela Tabulation - (Cont.)

V/H	C0.0	C90.0	C180.0	C270.0
γ 47.0	56.75	93.32	62.74	50.89
γ 48.0	52.24	90.02	56.63	40.75
γ 49.0	47.61	86.54	50.75	31.86
γ 50.0	42.34	82.76	44.97	24.56
γ 51.0	36.48	78.48	38.57	18.68
γ 52.0	30.24	72.13	31.75	14.46
γ 53.0	24.51	64.80	25.62	11.40
γ 54.0	19.51	56.50	20.40	9.17
γ 55.0	15.48	47.00	15.83	7.49
γ 56.0	12.56	37.03	12.42	6.62
γ 57.0	10.23	28.40	9.68	5.98
γ 58.0	8.10	21.36	7.57	5.47
γ 59.0	6.54	15.83	5.98	5.05
γ 60.0	5.51	11.83	5.02	4.66
γ 61.0	4.94	8.69	4.20	4.29
γ 62.0	4.45	6.09	3.52	3.58
γ 63.0	4.07	4.57	3.06	2.77
γ 64.0	3.76	3.74	2.71	1.90
γ 65.0	3.30	3.22	2.31	0.93
γ 66.0	2.86	2.85	1.50	0.10
γ 67.0	2.24	2.46	0.82	0.00
γ 68.0	1.52	2.21	0.05	0.00
γ 69.0	0.60	1.74	0.00	0.00
γ 70.0	0.00	0.98	0.00	0.00
γ 71.0	0.00	0.26	0.00	0.00
γ 72.0	0.00	0.00	0.00	0.00
γ 73.0	0.00	0.00	0.00	0.00
γ 74.0	0.00	0.00	0.00	0.00
γ 75.0	0.00	0.00	0.00	0.00
γ 76.0	0.00	0.00	0.00	0.00
γ 77.0	0.00	0.00	0.00	0.00
γ 78.0	0.00	0.00	0.00	0.00
γ 79.0	0.00	0.00	0.00	0.00
γ 80.0	0.00	0.00	0.00	0.00
γ 81.0	0.00	0.00	0.00	0.00
γ 82.0	0.00	0.00	0.00	0.00
γ 83.0	0.00	0.00	0.00	0.00
γ 84.0	0.00	0.00	0.00	0.00
γ 85.0	0.00	0.00	0.00	0.00
γ 86.0	0.00	0.00	0.00	0.00
γ 87.0	0.00	0.00	0.00	0.00
γ 88.0	0.00	0.00	0.00	0.00
γ 89.0	0.00	0.00	0.00	0.00
γ 90.0	0.00	0.00	0.00	0.00
γ 91.0	0.00	0.00	0.00	0.00
γ 92.0	0.00	0.00	0.00	0.00
γ 93.0	0.00	0.00	0.00	0.00

IES Indoor Report

Photometric Filename:1135.IES

Candela Tabulation - (Cont.)

V/H	C0.0	C90.0	C180.0	C270.0
γ 94.0	0.00	0.00	0.00	0.00
γ 95.0	0.00	0.00	0.00	0.00
γ 96.0	0.00	0.00	0.00	0.00
γ 97.0	0.00	0.00	0.00	0.00
γ 98.0	0.00	0.00	0.00	0.00
γ 99.0	0.00	0.00	0.00	0.00
γ 100.0	0.00	0.00	0.00	0.00
γ 101.0	0.00	0.00	0.00	0.00
γ 102.0	0.00	0.00	0.00	0.00
γ 103.0	0.00	0.00	0.00	0.00
γ 104.0	0.00	0.00	0.00	0.00
γ 105.0	0.00	0.00	0.00	0.00
γ 106.0	0.00	0.00	0.00	0.00
γ 107.0	0.00	0.00	0.00	0.00
γ 108.0	0.00	0.00	0.00	0.00
γ 109.0	0.00	0.00	0.00	0.00
γ 110.0	0.00	0.00	0.00	0.00
γ 111.0	0.00	0.00	0.00	0.00
γ 112.0	0.00	0.00	0.00	0.00
γ 113.0	0.00	0.00	0.00	0.00
γ 114.0	0.00	0.00	0.00	0.00
γ 115.0	0.00	0.00	0.00	0.00
γ 116.0	0.00	0.00	0.00	0.00
γ 117.0	0.00	0.00	0.00	0.00
γ 118.0	0.00	0.00	0.00	0.00
γ 119.0	0.00	0.00	0.00	0.00
γ 120.0	0.00	0.00	0.00	0.00
γ 121.0	0.00	0.00	0.00	0.00
γ 122.0	0.00	0.00	0.00	0.00
γ 123.0	0.00	0.00	0.00	0.00
γ 124.0	0.00	0.00	0.00	0.00
γ 125.0	0.00	0.00	0.00	0.00
γ 126.0	0.00	0.00	0.00	0.00
γ 127.0	0.00	0.00	0.00	0.00
γ 128.0	0.00	0.00	0.00	0.00
γ 129.0	0.00	0.00	0.00	0.00
γ 130.0	0.00	0.00	0.00	0.00
γ 131.0	0.00	0.00	0.00	0.00
γ 132.0	0.00	0.00	0.00	0.00
γ 133.0	0.00	0.00	0.00	0.00
γ 134.0	0.00	0.00	0.00	0.00
γ 135.0	0.00	0.00	0.00	0.00
γ 136.0	0.00	0.00	0.00	0.00
γ 137.0	0.00	0.00	0.00	0.00
γ 138.0	0.00	0.00	0.00	0.00
γ 139.0	0.00	0.00	0.00	0.00
γ 140.0	0.00	0.00	0.00	0.00

IES Indoor Report
Photometric Filename:1135.IES

Candela Tabulation - (Cont.)

V/H	C0.0	C90.0	C180.0	C270.0
γ 141.0	0.00	0.00	0.00	0.00
γ 142.0	0.00	0.00	0.00	0.00
γ 143.0	0.00	0.00	0.00	0.00
γ 144.0	0.00	0.00	0.00	0.00
γ 145.0	0.00	0.00	0.00	0.00
γ 146.0	0.00	0.00	0.00	0.00
γ 147.0	0.00	0.00	0.00	0.00
γ 148.0	0.00	0.00	0.00	0.00
γ 149.0	0.00	0.00	0.00	0.00
γ 150.0	0.00	0.00	0.00	0.00
γ 151.0	0.00	0.00	0.00	0.00
γ 152.0	0.00	0.00	0.00	0.00
γ 153.0	0.00	0.00	0.00	0.00
γ 154.0	0.00	0.00	0.00	0.00
γ 155.0	0.00	0.00	0.00	0.00
γ 156.0	0.00	0.00	0.00	0.00
γ 157.0	0.00	0.00	0.00	0.00
γ 158.0	0.00	0.00	0.00	0.00
γ 159.0	0.00	0.00	0.00	0.00
γ 160.0	0.00	0.00	0.00	0.00
γ 161.0	0.00	0.00	0.00	0.00
γ 162.0	0.00	0.00	0.00	0.00
γ 163.0	0.00	0.00	0.00	0.00
γ 164.0	0.00	0.00	0.00	0.00
γ 165.0	0.00	0.00	0.00	0.00
γ 166.0	0.00	0.00	0.00	0.00
γ 167.0	0.00	0.00	0.00	0.00
γ 168.0	0.00	0.00	0.00	0.00
γ 169.0	0.00	0.00	0.00	0.00
γ 170.0	0.00	0.00	0.00	0.00
γ 171.0	0.00	0.00	0.00	0.00
γ 172.0	0.00	0.00	0.00	0.00
γ 173.0	0.00	0.00	0.00	0.00
γ 174.0	0.00	0.00	0.00	0.00
γ 175.0	0.00	0.00	0.00	0.00
γ 176.0	0.00	0.00	0.00	0.00
γ 177.0	0.00	0.00	0.00	0.00
γ 178.0	0.00	0.00	0.00	0.00
γ 179.0	0.00	0.00	0.00	0.00
γ 180.0	0.00	0.00	0.00	0.00