

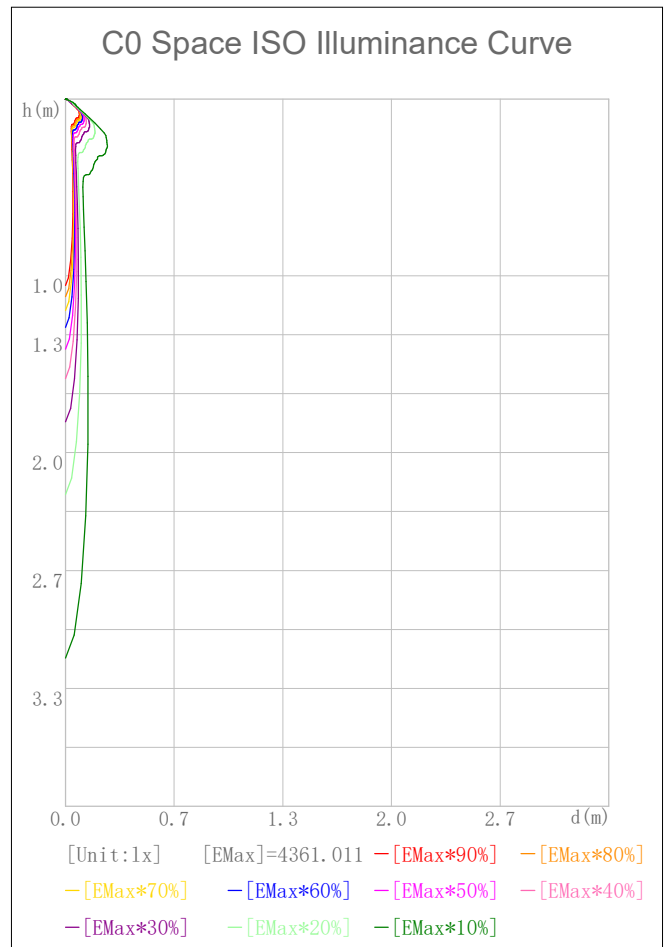
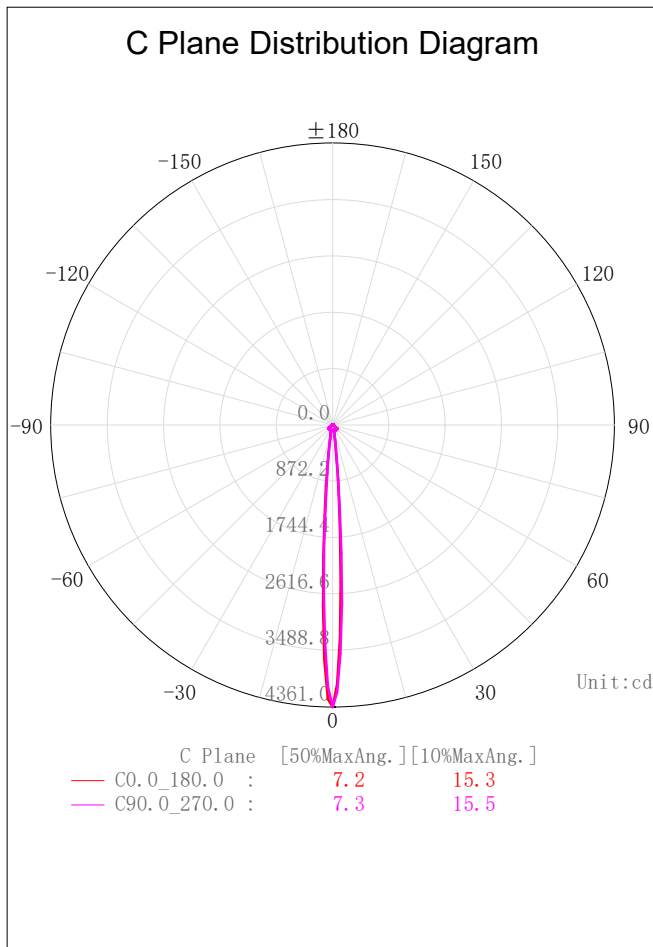
Indoor Luminaire Photometric Data

Description Information

Luminary Name: LED Lamp		Lum. Catalog:	Test ID: t001
Lamp Name: led		Lamp Catalog: LED	Test Date: 2024/01/24
Manufacture:		Shld. Ang(°):	Test Machine:GON-2000
Test Lab: volnic		Frequency(Hz):	Lamp CCT(K): Ra:
Lum. Size (W*L*H):0.000m*0.000m*0.000m		Lum. Area (m2):0.000	Lum. W (kg): 0.000
Test System: C, γ	Test Step: C=90.0 γ=1.0	Temp. (°C): 25	Humidity(%): 60.0

Character Parameter

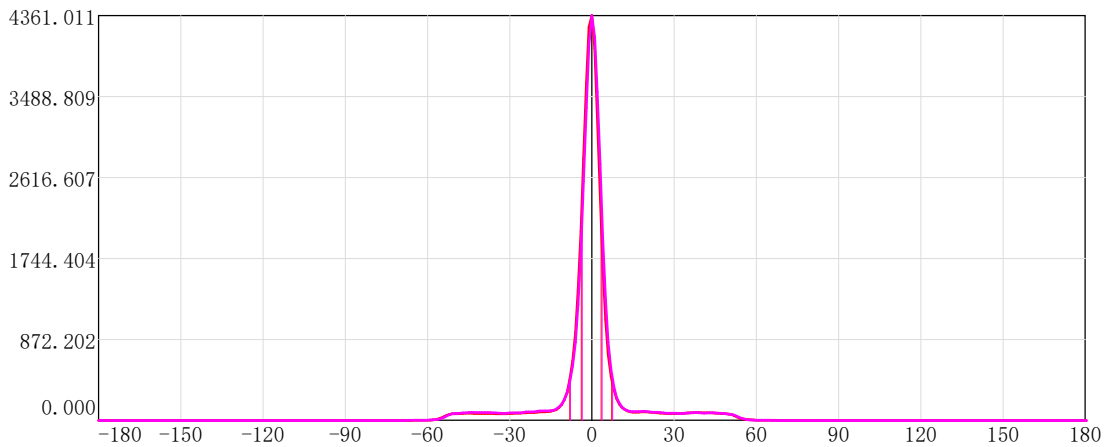
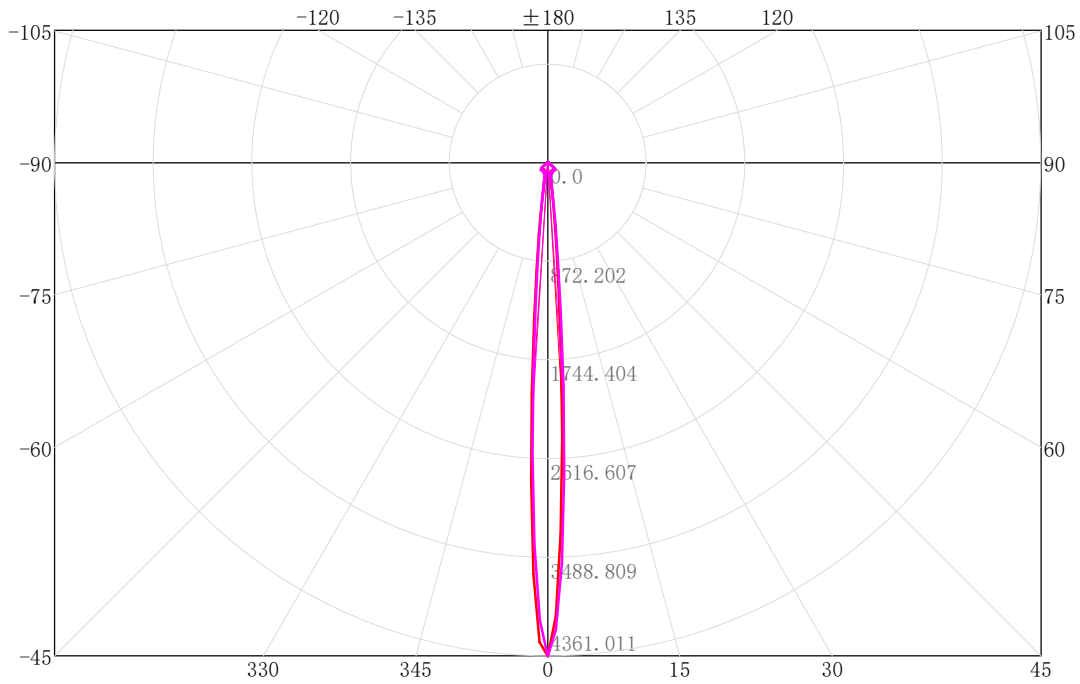
Lamp Speciality Parameter		Luminaire Speciality Parameter	
Rated Flux(lm): 260.000	Luminary Flux(lm): 304.333	Field Angle(10%Imax): 15.3(°)	
Rated Power(W):	Luminary Efficiency: 117.05%	Down Lumens&Percent: 304.333lm 100.00%	
Rated Voltage(V):	Luminary EER(lm/W): 58.945	Up Lumens&Percent: 0.000lm 0.00%	
Tested Power(W): 5.163	Max. Candela(cd): 4361.011	S/MH: C0_a180=0.124 C90_270=0.127	
Lamps' Inside: 1	Max Cand@Ang. (°): C=0.0 γ=0.0	CIE Type: Semi-Direct	
Tested Electrics(V, A, pf):127.4, 0.073, 0.548		Beam Angle(50%Imax): 7.2(°)	ErP Φuse(90°): 245.485lm
Lamp Size(W*L*H):0.000m*0.000m*0.000m		Left=-3.8°, Right=3.3°	IRF(%): 2883.090



2D Plane Light Intensity Distribution Curve

Lum. Name: LED Lamp	Lum. Catalog:	Test ID: t001
Lamp Name: led	Lamp Catalog: LED	Test Lab: volnic
Manufacture:	Test Machine:GON-2000	Test Date: 2024/01/24

C Plane Distribution Diagram




	C Plane	[50%MaxAng.]	[10%MaxAng.]	Unit:cd
—	C0.0_180.0 :	7.2	15.3	
—	C90.0_270.0 :	7.3	15.5	

3D Light Intensity Distribution Modal

Lum. Name: LED Lamp	Lum. Catalog:	Test ID: t001
Lamp Name: led	Lamp Catalog: LED	Test Lab: volnic
Manufacture:	Test Machine:GON-2000	Test Date: 2024/01/24

3D Light Intensity Distribution Modal



Curves: 3D Model —— Fixture —— Vert. HUD —— Hori. HUD ——
View Angles: Orient:0 Tilt:0 Roll:0 Spin:0

IES Indoor Report
Photometric Filename:1134.IES

Zonal Flux Tabulation

Zone (γ)	Zone Flux (lm)	Sums Flux (lm)	Zone%Lamp	Sums%Lamp	Zone (γ)	Zone Flux (lm)	Sums Flux (lm)	Zone%Lamp	Sums%Lamp
0.0-1.0	4.05	4.05	1.56	1.56	47.0-48.0	6.25	263.60	2.40	101.39
1.0-2.0	10.85	14.90	4.17	5.73	48.0-49.0	6.16	269.76	2.37	103.76
2.0-3.0	14.60	29.50	5.61	11.35	49.0-50.0	6.08	275.85	2.34	106.09
3.0-4.0	15.17	44.67	5.83	17.18	50.0-51.0	5.94	281.79	2.29	108.38
4.0-5.0	13.53	58.20	5.20	22.38	51.0-52.0	5.49	287.28	2.11	110.49
5.0-6.0	11.03	69.23	4.24	26.63	52.0-53.0	4.62	291.90	1.78	112.27
6.0-7.0	8.69	77.92	3.34	29.97	53.0-54.0	3.51	295.41	1.35	113.62
7.0-8.0	6.81	84.73	2.62	32.59	54.0-55.0	2.39	297.81	0.92	114.54
8.0-9.0	5.38	90.11	2.07	34.66	55.0-56.0	1.56	299.36	0.60	115.14
9.0-10.0	4.33	94.43	1.66	36.32	56.0-57.0	1.04	300.40	0.40	115.54
10.0-11.0	3.61	98.04	1.39	37.71	57.0-58.0	0.71	301.11	0.27	115.81
11.0-12.0	3.14	101.18	1.21	38.92	58.0-59.0	0.51	301.62	0.19	116.01
12.0-13.0	2.87	104.05	1.10	40.02	59.0-60.0	0.41	302.03	0.16	116.16
13.0-14.0	2.75	106.80	1.06	41.08	60.0-61.0	0.37	302.40	0.14	116.31
14.0-15.0	2.75	109.55	1.06	42.14	61.0-62.0	0.35	302.75	0.14	116.44
15.0-16.0	2.86	112.41	1.10	43.23	62.0-63.0	0.34	303.09	0.13	116.57
16.0-17.0	3.00	115.41	1.15	44.39	63.0-64.0	0.33	303.42	0.13	116.70
17.0-18.0	3.17	118.58	1.22	45.61	64.0-65.0	0.31	303.73	0.12	116.82
18.0-19.0	3.37	121.95	1.30	46.90	65.0-66.0	0.26	304.00	0.10	116.92
19.0-20.0	3.50	125.45	1.35	48.25	66.0-67.0	0.18	304.18	0.07	116.99
20.0-21.0	3.55	129.00	1.36	49.62	67.0-68.0	0.11	304.29	0.04	117.03
21.0-22.0	3.63	132.63	1.40	51.01	68.0-69.0	0.04	304.33	0.02	117.05
22.0-23.0	3.75	136.38	1.44	52.45	69.0-70.0	0.00	304.33	0.00	117.05
23.0-24.0	3.85	140.22	1.48	53.93	70.0-71.0	0.00	304.33	0.00	117.05
24.0-25.0	3.88	144.11	1.49	55.43	71.0-72.0	0.00	304.33	0.00	117.05
25.0-26.0	3.89	148.00	1.50	56.92	72.0-73.0	0.00	304.33	0.00	117.05
26.0-27.0	3.92	151.92	1.51	58.43	73.0-74.0	0.00	304.33	0.00	117.05
27.0-28.0	4.02	155.94	1.55	59.98	74.0-75.0	0.00	304.33	0.00	117.05
28.0-29.0	4.15	160.09	1.60	61.57	75.0-76.0	0.00	304.33	0.00	117.05
29.0-30.0	4.26	164.35	1.64	63.21	76.0-77.0	0.00	304.33	0.00	117.05
30.0-31.0	4.31	168.66	1.66	64.87	77.0-78.0	0.00	304.33	0.00	117.05
31.0-32.0	4.33	172.99	1.67	66.53	78.0-79.0	0.00	304.33	0.00	117.05
32.0-33.0	4.43	177.42	1.70	68.24	79.0-80.0	0.00	304.33	0.00	117.05
33.0-34.0	4.60	182.02	1.77	70.01	80.0-81.0	0.00	304.33	0.00	117.05
34.0-35.0	4.83	186.85	1.86	71.86	81.0-82.0	0.00	304.33	0.00	117.05
35.0-36.0	5.08	191.93	1.95	73.82	82.0-83.0	0.00	304.33	0.00	117.05
36.0-37.0	5.34	197.27	2.05	75.87	83.0-84.0	0.00	304.33	0.00	117.05
37.0-38.0	5.56	202.82	2.14	78.01	84.0-85.0	0.00	304.33	0.00	117.05
38.0-39.0	5.70	208.53	2.19	80.20	85.0-86.0	0.00	304.33	0.00	117.05
39.0-40.0	5.79	214.32	2.23	82.43	86.0-87.0	0.00	304.33	0.00	117.05
40.0-41.0	5.83	220.15	2.24	84.67	87.0-88.0	0.00	304.33	0.00	117.05
41.0-42.0	5.92	226.07	2.28	86.95	88.0-89.0	0.00	304.33	0.00	117.05
42.0-43.0	6.08	232.15	2.34	89.29	89.0-90.0	0.00	304.33	0.00	117.05
43.0-44.0	6.26	238.42	2.41	91.70	90.0-91.0	0.00	304.33	0.00	117.05
44.0-45.0	6.34	244.76	2.44	94.14	91.0-92.0	0.00	304.33	0.00	117.05
45.0-46.0	6.31	251.07	2.43	96.56	92.0-93.0	0.00	304.33	0.00	117.05
46.0-47.0	6.29	257.35	2.42	98.98	93.0-94.0	0.00	304.33	0.00	117.05

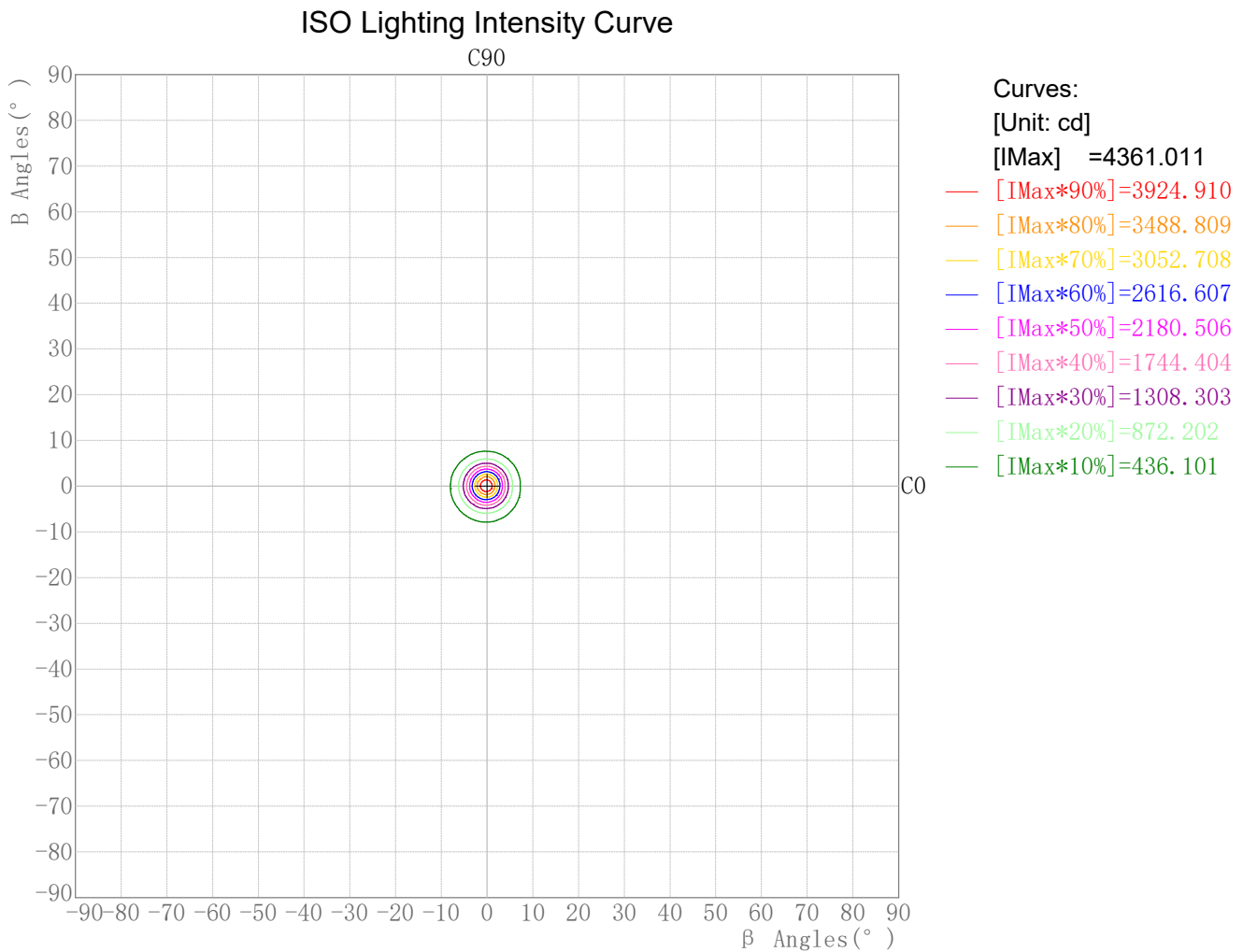
IES Indoor Report
Photometric Filename:1134.IES

Zonal Flux Tabulation - (Cont.)

Zone (γ)	Zone Flux (lm)	Sums Flux (lm)	Zone%Lamp	Sums%Lamp	Zone (γ)	Zone Flux (lm)	Sums Flux (lm)	Zone%Lamp	Sums%Lamp
94.0-95.0	0.00	304.33	0.00	117.05	141.0-142.0	0.00	304.33	0.00	117.05
95.0-96.0	0.00	304.33	0.00	117.05	142.0-143.0	0.00	304.33	0.00	117.05
96.0-97.0	0.00	304.33	0.00	117.05	143.0-144.0	0.00	304.33	0.00	117.05
97.0-98.0	0.00	304.33	0.00	117.05	144.0-145.0	0.00	304.33	0.00	117.05
98.0-99.0	0.00	304.33	0.00	117.05	145.0-146.0	0.00	304.33	0.00	117.05
99.0-100.0	0.00	304.33	0.00	117.05	146.0-147.0	0.00	304.33	0.00	117.05
100.0-101.0	0.00	304.33	0.00	117.05	147.0-148.0	0.00	304.33	0.00	117.05
101.0-102.0	0.00	304.33	0.00	117.05	148.0-149.0	0.00	304.33	0.00	117.05
102.0-103.0	0.00	304.33	0.00	117.05	149.0-150.0	0.00	304.33	0.00	117.05
103.0-104.0	0.00	304.33	0.00	117.05	150.0-151.0	0.00	304.33	0.00	117.05
104.0-105.0	0.00	304.33	0.00	117.05	151.0-152.0	0.00	304.33	0.00	117.05
105.0-106.0	0.00	304.33	0.00	117.05	152.0-153.0	0.00	304.33	0.00	117.05
106.0-107.0	0.00	304.33	0.00	117.05	153.0-154.0	0.00	304.33	0.00	117.05
107.0-108.0	0.00	304.33	0.00	117.05	154.0-155.0	0.00	304.33	0.00	117.05
108.0-109.0	0.00	304.33	0.00	117.05	155.0-156.0	0.00	304.33	0.00	117.05
109.0-110.0	0.00	304.33	0.00	117.05	156.0-157.0	0.00	304.33	0.00	117.05
110.0-111.0	0.00	304.33	0.00	117.05	157.0-158.0	0.00	304.33	0.00	117.05
111.0-112.0	0.00	304.33	0.00	117.05	158.0-159.0	0.00	304.33	0.00	117.05
112.0-113.0	0.00	304.33	0.00	117.05	159.0-160.0	0.00	304.33	0.00	117.05
113.0-114.0	0.00	304.33	0.00	117.05	160.0-161.0	0.00	304.33	0.00	117.05
114.0-115.0	0.00	304.33	0.00	117.05	161.0-162.0	0.00	304.33	0.00	117.05
115.0-116.0	0.00	304.33	0.00	117.05	162.0-163.0	0.00	304.33	0.00	117.05
116.0-117.0	0.00	304.33	0.00	117.05	163.0-164.0	0.00	304.33	0.00	117.05
117.0-118.0	0.00	304.33	0.00	117.05	164.0-165.0	0.00	304.33	0.00	117.05
118.0-119.0	0.00	304.33	0.00	117.05	165.0-166.0	0.00	304.33	0.00	117.05
119.0-120.0	0.00	304.33	0.00	117.05	166.0-167.0	0.00	304.33	0.00	117.05
120.0-121.0	0.00	304.33	0.00	117.05	167.0-168.0	0.00	304.33	0.00	117.05
121.0-122.0	0.00	304.33	0.00	117.05	168.0-169.0	0.00	304.33	0.00	117.05
122.0-123.0	0.00	304.33	0.00	117.05	169.0-170.0	0.00	304.33	0.00	117.05
123.0-124.0	0.00	304.33	0.00	117.05	170.0-171.0	0.00	304.33	0.00	117.05
124.0-125.0	0.00	304.33	0.00	117.05	171.0-172.0	0.00	304.33	0.00	117.05
125.0-126.0	0.00	304.33	0.00	117.05	172.0-173.0	0.00	304.33	0.00	117.05
126.0-127.0	0.00	304.33	0.00	117.05	173.0-174.0	0.00	304.33	0.00	117.05
127.0-128.0	0.00	304.33	0.00	117.05	174.0-175.0	0.00	304.33	0.00	117.05
128.0-129.0	0.00	304.33	0.00	117.05	175.0-176.0	0.00	304.33	0.00	117.05
129.0-130.0	0.00	304.33	0.00	117.05	176.0-177.0	0.00	304.33	0.00	117.05
130.0-131.0	0.00	304.33	0.00	117.05	177.0-178.0	0.00	304.33	0.00	117.05
131.0-132.0	0.00	304.33	0.00	117.05	178.0-179.0	0.00	304.33	0.00	117.05
132.0-133.0	0.00	304.33	0.00	117.05	179.0-180.0	0.00	304.33	0.00	117.05
133.0-134.0	0.00	304.33	0.00	117.05					
134.0-135.0	0.00	304.33	0.00	117.05					
135.0-136.0	0.00	304.33	0.00	117.05					
136.0-137.0	0.00	304.33	0.00	117.05					
137.0-138.0	0.00	304.33	0.00	117.05					
138.0-139.0	0.00	304.33	0.00	117.05					
139.0-140.0	0.00	304.33	0.00	117.05					
140.0-141.0	0.00	304.33	0.00	117.05					

Rectangle ISO Lighting Intensity Diagram

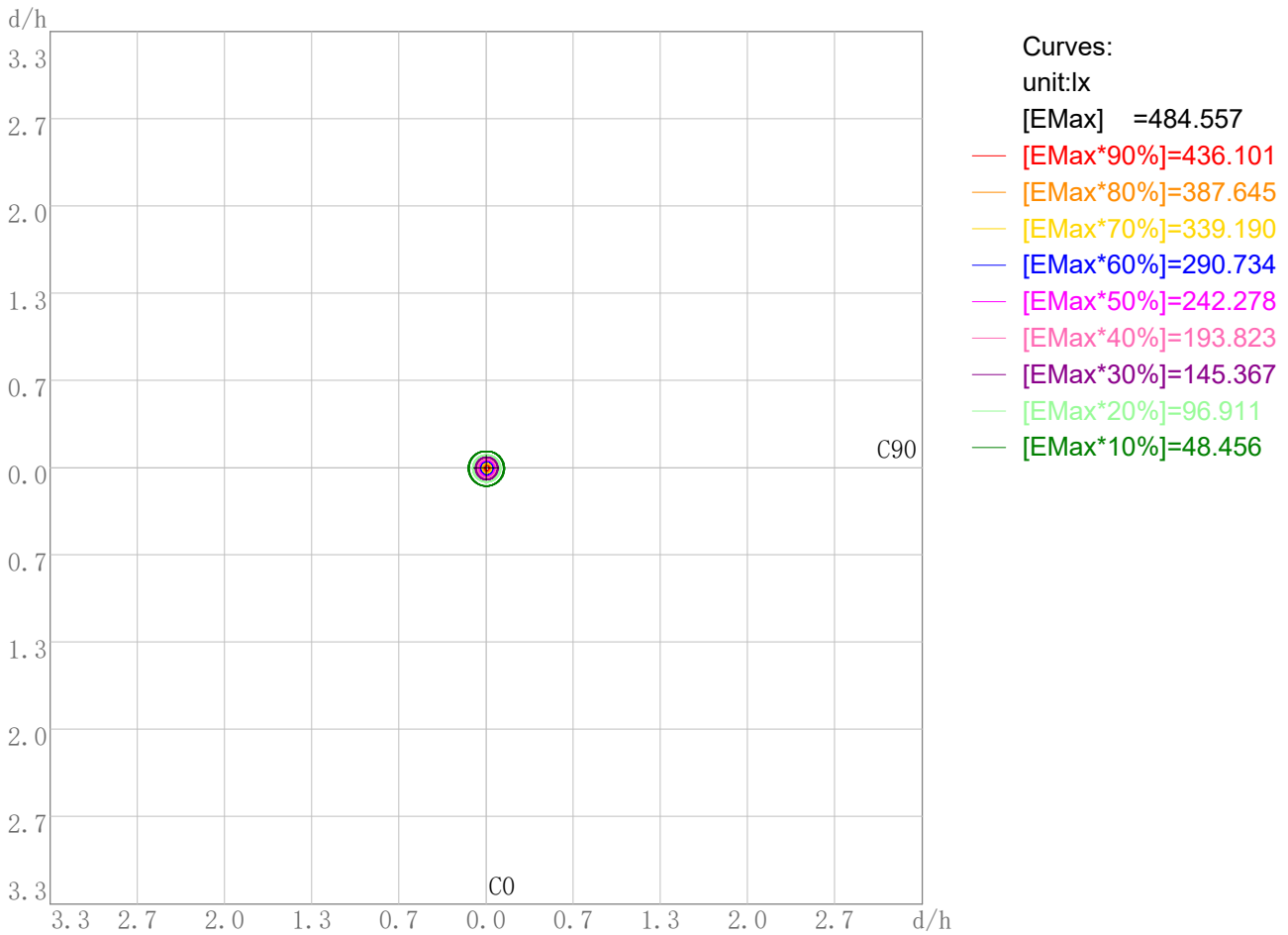
Lum. Name: LED Lamp	Lum. Catalog:	Test ID: t001
Lamp Name: led	Lamp Catalog: LED	Test Lab: volnic
Manufacture:	Test Machine:GON-2000	Test Date: 2024/01/24



Plane ISO-Illuminance Diagram

Lum. Name: LED Lamp	Lum. Catalog:	Test ID: t001
Lamp Name: led	Lamp Catalog: LED	Test Lab: volnic
Manufacture:	Test Machine:GON-2000	Test Date: 2024/01/24

Plane ISO-Illuminance Curve




Working Plane Luminaire Mounting Height(m): 3.00
 Working Plane Maximum Illuminance(lx): 484.56
 Working Plane Maximum Illuminance Position(d/h):H0.0 V0.0

3D Plane ISO Illuminance Diagram

Lum. Name: LED Lamp	Lum. Catalog:	Test ID: t001
Lamp Name: led	Lamp Catalog: LED	Test Lab: volnic
Manufacture:	Test Machine:GON-2000	Test Date: 2024/01/24

3D Plane Illuminance Modal

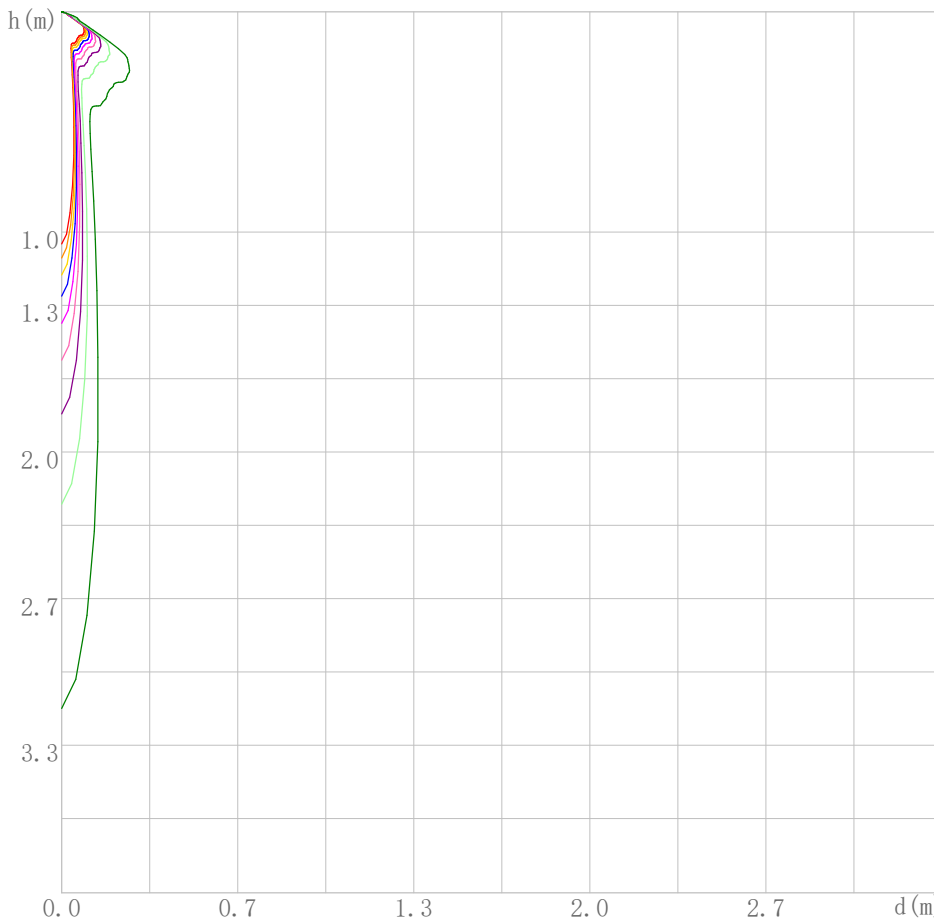


Curves: 3D Model — 90% — 80% — 70% — 60% — 50% — 40% — 30% — 20% — 10% —
View Angles(deg): 0 Height(m): 3.0 Distance(m): 10.0

Space ISO Illuminance Diagram

Lum. Name: LED Lamp	Lum. Catalog:	Test ID: t001
Lamp Name: led	Lamp Catalog: LED	Test Lab: volnic
Manufacture:	Test Machine:GON-2000	Test Date: 2024/01/24

Space ISO Illuminance Curve



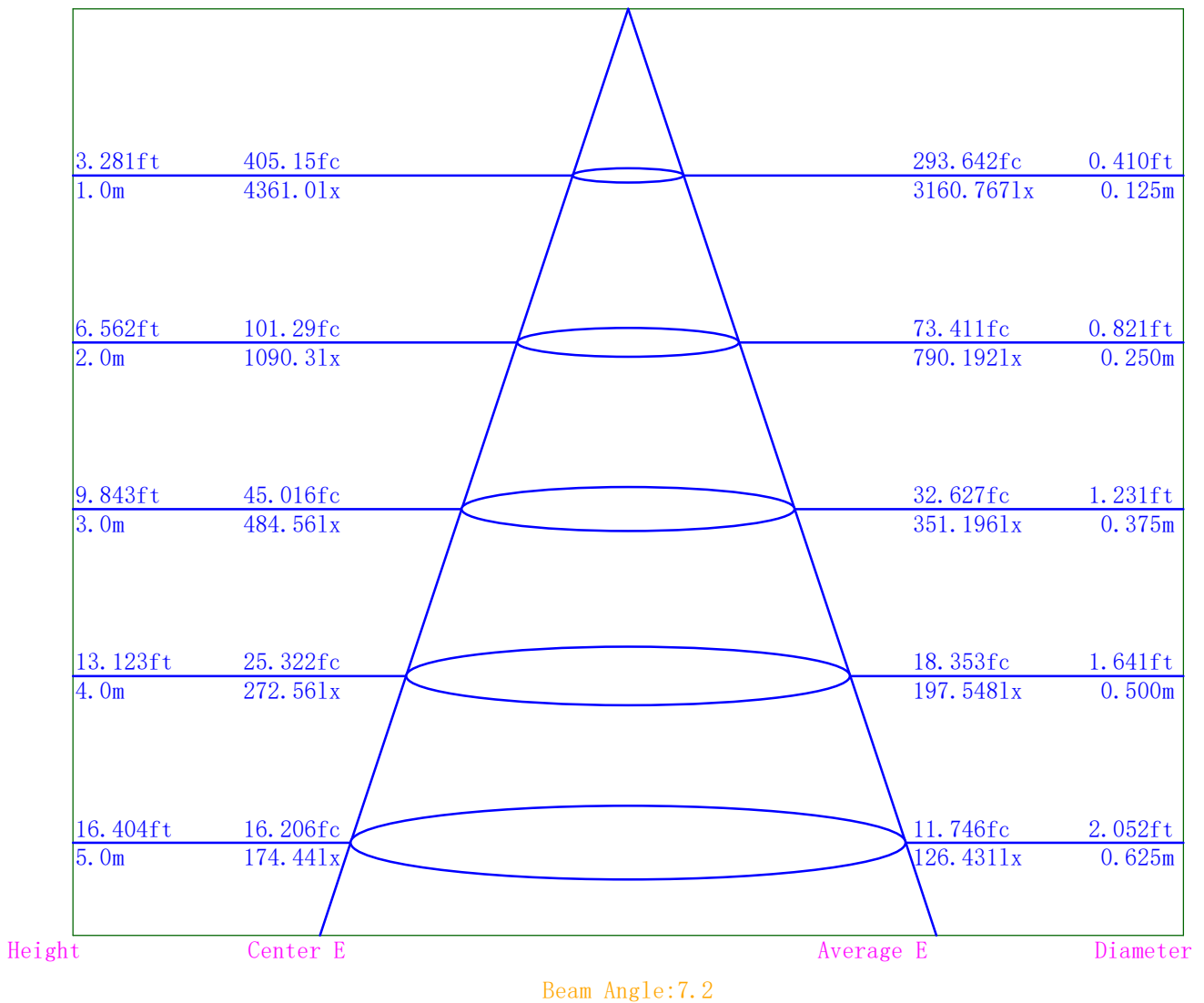
- Curves:
[Unit: lx]
[EMax] =4361.011
- [EMax*90%]=3924.910
 - [EMax*80%]=3488.809
 - [EMax*70%]=3052.708
 - [EMax*60%]=2616.607
 - [EMax*50%]=2180.506
 - [EMax*40%]=1744.404
 - [EMax*30%]=1308.303
 - [EMax*20%]=872.202
 - [EMax*10%]=436.101

Space Plane Maximum Illuminance and @Angle:4361.01lx,0.0deg
Plane Maximum Lighting Intensity and @Angle:4361.011cd,0deg

Illuminance-Distance Diagram

Lum. Name: LED Lamp	Lum. Catalog:	Test ID: t001
Lamp Name: led	Lamp Catalog: LED	Test Lab: volnic
Manufacture:	Test Machine:GON-2000	Test Date: 2024/01/24

Illuminance-Distance Curve



Indoor Luminance Limiting Curves

Lum. Name: LED Lamp	Lum. Catalog:	Test ID: t001
Lamp Name: led	Lamp Catalog: LED	Test Lab: volnic
Manufacture:	Test Machine:GON-2000	Test Date: 2024/01/24

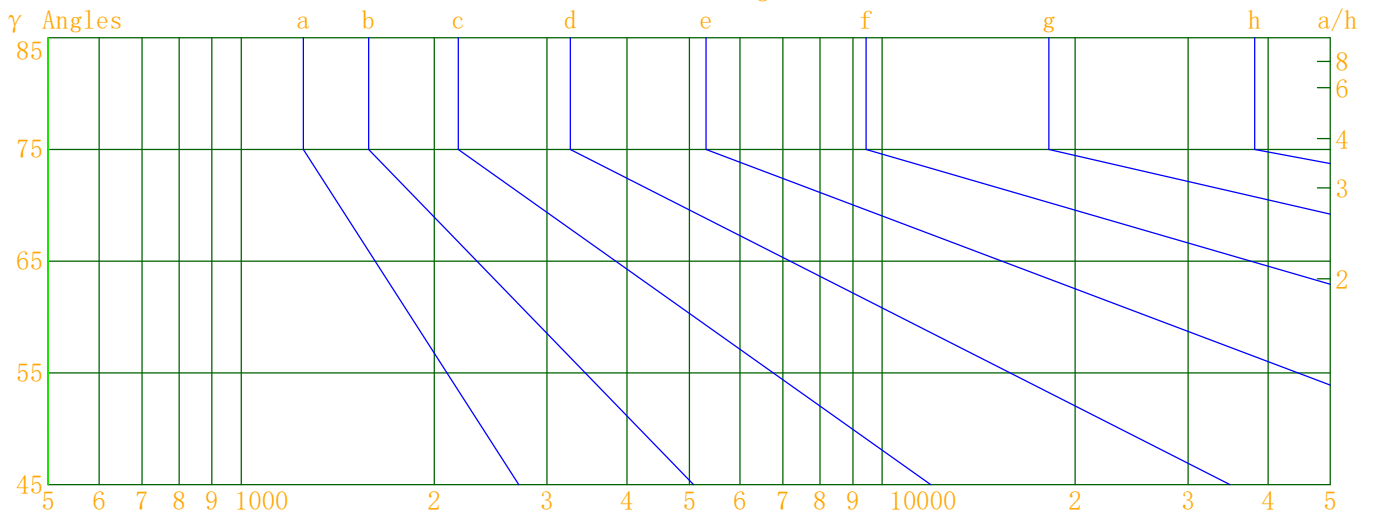
Glare Grade Table

GI	Quality	Using Illuminance							
		a	b	c	d	e	f	g	h
1.15	A	2000	1000	500	<=300				
1.5	B		2000	1000	500	<=300			
1.85	C			2000	1000	500	<=300		
2.2	D				2000	1000	500	<=300	
2.55	E	a				2000	1000	500	<=300
			b	c	d	e	f	g	h

Luminance Table

Gama (deg)	45	50	55	60	65	70	75	80	85
C0	0	0	0	0	0	0	0	0	0
C90	0	0	0	0	0	0	0	0	0

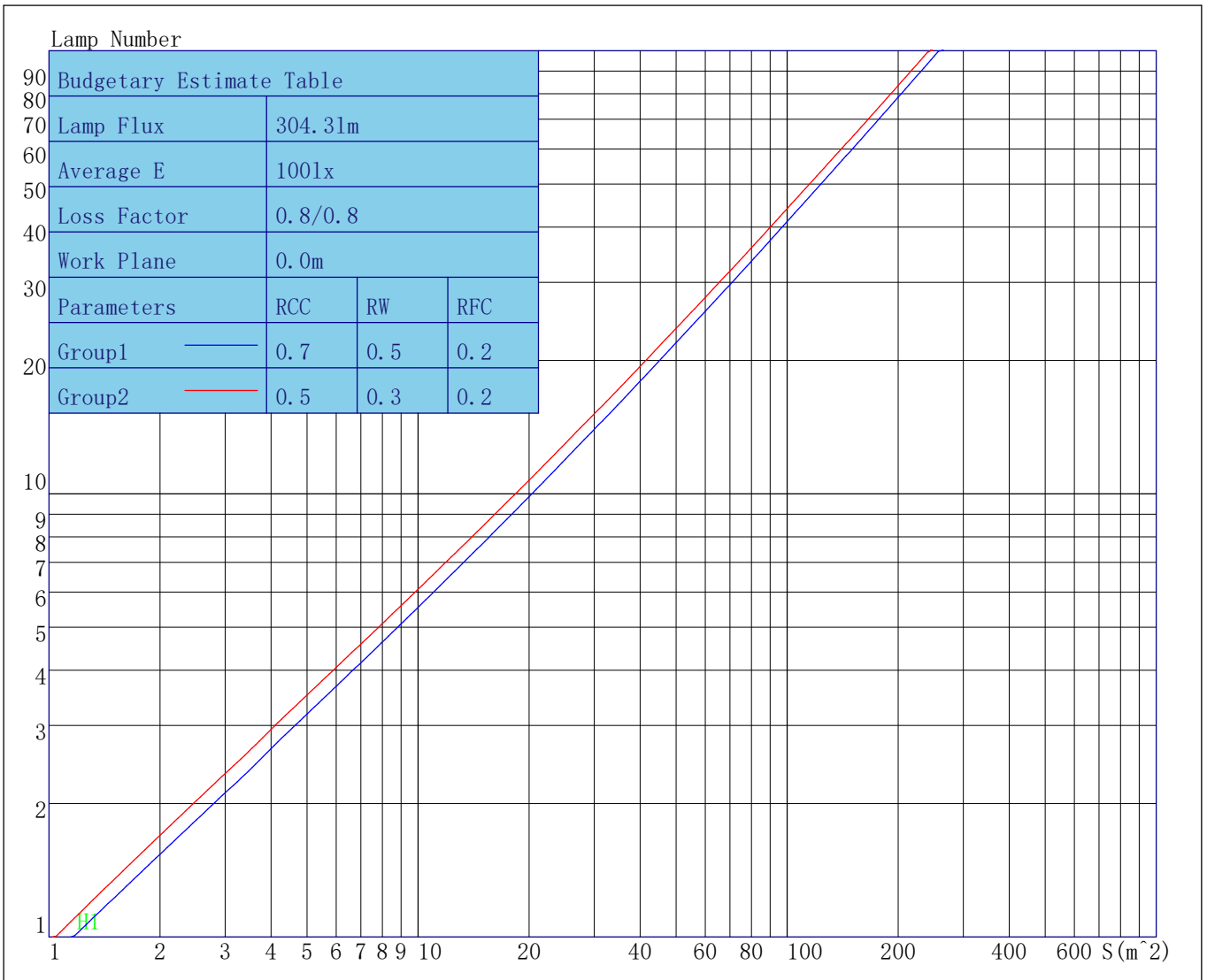
Luminance Limiting Curve



Luminous Size: Length(m)=0.000 Width(m)=0.000 Height(m)=0.000 Area(m^2)=0.000000
 Luminous Type: Without Luminous Side
 Luminous Curves: C0-C180 Color: — C90-C270 Color: —

Indoor Budgetary Estimate Table

Lum. Name: LED Lamp	Lum. Catalog:	Test ID: t001
Lamp Name: led	Lamp Catalog: LED	Test Lab: volnic
Manufacture:	Test Machine:GON-2000	Test Date: 2024/01/24



Parameters1: Rhocc = 0.7 Rhow = 0.5 Rhofc = 0.2 LLF = 0.8
 Parameters2: Rhocc = 0.5 Rhow = 0.3 Rhofc = 0.2 LLF = 0.8
 Average Illuminance(lx): 100 Cavity Height: H1(m) = 2

Indoor Coefficient of Utilization Table

Lum. Name: LED Lamp	Lum. Catalog:	Test ID: t001
Lamp Name: led	Lamp Catalog: LED	Test Lab: volnic
Manufacture:	Test Machine:GON-2000	Test Date: 2024/01/24

Coefficients of Utilization - Zonal Cavity Method																		
Coef.	Effective Floor Cavity Reflectance RFC=0.20																	
RhoCC (%)	80				70				50			30			10			0
RhoW (%)	70	50	30	10	70	50	30	10	50	30	10	50	30	10	50	30	10	0
RCR	Coefficient of Utilization (%)																	
0	139	139	139	139	136	136	136	136	130	130	130	125	125	125	119	119	119	117
1	133	129	126	123	130	127	124	121	122	120	118	117	116	114	113	112	111	109
2	125	119	114	110	123	117	113	109	113	110	106	110	107	104	107	104	102	100
3	119	111	104	99	116	109	103	99	106	101	97	103	99	95	100	97	94	92
4	112	103	96	91	110	101	95	90	99	93	89	96	92	88	94	90	87	85
5	106	96	89	84	104	95	88	83	93	87	82	91	86	82	89	85	81	79
6	101	90	83	78	99	89	82	77	87	81	77	86	80	76	84	79	76	74
7	96	85	78	73	95	84	77	73	83	77	72	81	76	72	80	75	71	70
8	92	81	73	69	90	80	73	68	79	73	68	77	72	68	76	71	68	66
9	88	77	70	65	87	76	70	65	75	69	65	74	68	65	73	68	64	63
10	85	73	67	62	83	73	66	62	72	66	62	71	66	62	70	65	62	60

Unified Glare Rating Table

Lum. Name: LED Lamp	Lum. Catalog:	Test ID: t001
Lamp Name: led	Lamp Catalog: LED	Test Lab: volnic
Manufacture:	Test Machine:GON-2000	Test Date: 2024/01/24

Unified Glare Rating Table

Ceiling RCC	0.70	0.70	0.50	0.50	0.30	0.70	0.70	0.50	0.50	0.30	
Wall RW	0.50	0.30	0.50	0.30	0.30	0.50	0.30	0.50	0.30	0.30	
Floor RFC	0.20	0.20	0.20	0.20	0.20	0.20	0.20	0.20	0.20	0.20	
Room Size	Vewed crosswise					Vewed endwise					
X=2H	Y=2H	-6.1	-4.7	-5.8	-4.4	-4.1	-6.1	-4.7	-5.8	-4.4	-4.1
	Y=3H	-6.3	-5.0	-5.9	-4.7	-4.3	-6.3	-5.0	-5.9	-4.7	-4.3
	Y=4H	-6.4	-5.1	-6.0	-4.8	-4.4	-6.4	-5.1	-6.0	-4.8	-4.4
	Y=6H	-6.5	-5.3	-6.1	-4.9	-4.6	-6.5	-5.3	-6.1	-4.9	-4.6
	Y=8H	-6.5	-5.4	-6.1	-5.0	-4.6	-6.5	-5.4	-6.1	-5.0	-4.6
	Y=12H	-6.6	-5.5	-6.1	-5.1	-4.7	-6.6	-5.5	-6.1	-5.1	-4.7
X=4H	Y=2H	-6.4	-5.1	-6.0	-4.8	-4.4	-6.4	-5.1	-6.0	-4.8	-4.4
	Y=3H	-6.6	-5.5	-6.2	-5.1	-4.7	-6.6	-5.5	-6.2	-5.1	-4.7
	Y=4H	-6.7	-5.7	-6.2	-5.3	-4.8	-6.7	-5.7	-6.2	-5.3	-4.8
	Y=6H	-6.8	-5.9	-6.3	-5.4	-5.0	-6.8	-5.9	-6.3	-5.4	-5.0
	Y=8H	-6.8	-6.0	-6.4	-5.5	-5.1	-6.8	-6.0	-6.4	-5.5	-5.1
	Y=12H	-6.9	-6.1	-6.4	-5.6	-5.2	-6.9	-6.1	-6.4	-5.6	-5.2
X=8H	Y=4H	-6.8	-6.0	-6.4	-5.5	-5.1	-6.8	-6.0	-6.4	-5.5	-5.1
	Y=6H	-7.0	-6.2	-6.5	-5.7	-5.1	-7.0	-6.2	-6.5	-5.7	-5.1
	Y=8H	-7.1	-6.3	-6.6	-5.8	-5.3	-7.1	-6.3	-6.6	-5.8	-5.3
	Y=12H	-7.1	-6.4	-6.6	-5.9	-5.4	-7.1	-6.4	-6.6	-5.9	-5.4
X=12H	Y=4H	-6.9	-6.1	-6.4	-5.6	-5.2	-6.9	-6.1	-6.4	-5.6	-5.2
	Y=6H	-7.0	-6.3	-6.5	-5.9	-5.3	-7.0	-6.3	-6.5	-5.9	-5.3
	Y=8H	-7.1	-6.4	-6.6	-5.9	-5.4	-7.1	-6.4	-6.6	-5.9	-5.4
Variations with the objverer position at spacings											
S=1.0H	0.0/0.0					0.0/0.0					
S=1.5H	0.0/0.0					0.0/0.0					
S=2.0H	0.0/0.0					0.0/0.0					
Reduced UGR Table:											
Nordic Standard Table:	BKO					BKO					
Correction Value	0.0					0.0					

o the CIE Pub. 117, data has been corrected, refers to the lamp's lumens 8.2flm.

IES Indoor Report

Photometric Filename:1134.IES

Candela Tabulation

V/H	C0.0	C90.0	C180.0	C270.0
γ 0.0	4361.01	4361.01	4361.01	4361.01
γ 1.0	4007.76	4130.03	4235.96	4043.88
γ 2.0	3277.91	3541.71	3635.02	3368.75
γ 3.0	2434.62	2761.21	2820.41	2574.54
γ 4.0	1674.50	1976.29	2041.99	1844.31
γ 5.0	1084.60	1304.52	1406.56	1248.50
γ 6.0	710.79	843.76	949.40	845.53
γ 7.0	474.58	549.39	642.78	586.67
γ 8.0	331.23	366.26	439.80	414.98
γ 9.0	238.02	253.09	308.44	301.26
γ 10.0	177.50	185.33	224.85	224.08
γ 11.0	140.61	144.70	172.54	174.17
γ 12.0	115.96	120.35	138.62	143.40
γ 13.0	101.98	105.21	118.31	123.77
γ 14.0	93.70	96.98	106.45	112.04
γ 15.0	90.31	95.80	99.42	106.67
γ 16.0	90.23	96.74	96.08	104.95
γ 17.0	90.96	96.26	94.22	101.89
γ 18.0	92.30	97.68	93.72	101.88
γ 19.0	93.64	99.94	93.01	102.63
γ 20.0	91.58	96.55	89.32	98.32
γ 21.0	89.10	92.15	87.44	94.29
γ 22.0	88.16	90.90	86.97	93.09
γ 23.0	87.08	90.27	86.19	92.19
γ 24.0	84.25	88.31	84.11	91.38
γ 25.0	80.71	84.90	81.87	87.90
γ 26.0	79.21	81.39	79.43	83.46
γ 27.0	77.54	79.77	78.60	82.04
γ 28.0	77.17	79.84	78.27	81.54
γ 29.0	77.14	80.75	77.34	82.03
γ 30.0	77.00	80.17	75.98	81.09
γ 31.0	74.49	77.86	73.40	79.25
γ 32.0	75.01	76.22	71.35	77.34
γ 33.0	76.26	76.45	70.76	77.96
γ 34.0	78.56	77.67	71.40	79.17
γ 35.0	81.19	79.69	72.95	81.17
γ 36.0	83.14	81.70	75.20	83.31
γ 37.0	84.27	84.59	77.35	85.38
γ 38.0	85.28	84.83	77.32	86.94
γ 39.0	85.09	84.12	77.13	87.67
γ 40.0	83.74	82.61	76.83	86.72
γ 41.0	83.34	80.88	75.58	85.52
γ 42.0	83.42	81.18	75.98	85.97
γ 43.0	84.12	81.28	77.55	87.32
γ 44.0	82.66	83.25	79.31	88.40
γ 45.0	80.29	81.14	79.21	85.86
γ 46.0	78.28	78.84	77.68	83.62

IES Indoor Report

Photometric Filename:1134.IES

Candela Tabulation - (Cont.)

V/H	C0.0	C90.0	C180.0	C270.0
γ 47.0	76.73	77.88	76.76	82.72
γ 48.0	74.39	74.48	75.51	79.96
γ 49.0	72.65	71.97	73.60	77.42
γ 50.0	70.48	69.78	72.40	75.11
γ 51.0	65.05	66.46	70.75	71.69
γ 52.0	52.56	57.32	66.16	62.01
γ 53.0	38.05	44.55	56.06	48.40
γ 54.0	24.43	30.89	42.77	33.37
γ 55.0	16.04	19.15	27.87	20.01
γ 56.0	12.13	13.08	16.02	13.34
γ 57.0	9.02	8.58	9.77	9.21
γ 58.0	6.64	5.18	6.12	6.90
γ 59.0	5.52	3.24	4.08	5.58
γ 60.0	5.05	2.66	3.27	5.07
γ 61.0	4.78	2.35	2.99	4.81
γ 62.0	4.63	2.25	2.82	4.65
γ 63.0	4.44	2.23	2.66	4.40
γ 64.0	4.38	2.24	2.33	4.25
γ 65.0	4.05	2.10	2.06	3.93
γ 66.0	3.22	1.15	1.52	2.94
γ 67.0	2.61	0.33	0.66	2.11
γ 68.0	1.69	0.00	0.03	1.17
γ 69.0	0.32	0.00	0.00	0.00
γ 70.0	0.00	0.00	0.00	0.00
γ 71.0	0.00	0.00	0.00	0.00
γ 72.0	0.00	0.00	0.00	0.00
γ 73.0	0.00	0.00	0.00	0.00
γ 74.0	0.00	0.00	0.00	0.00
γ 75.0	0.00	0.00	0.00	0.00
γ 76.0	0.00	0.00	0.00	0.00
γ 77.0	0.00	0.00	0.00	0.00
γ 78.0	0.00	0.00	0.00	0.00
γ 79.0	0.00	0.00	0.00	0.00
γ 80.0	0.00	0.00	0.00	0.00
γ 81.0	0.00	0.00	0.00	0.00
γ 82.0	0.00	0.00	0.00	0.00
γ 83.0	0.00	0.00	0.00	0.00
γ 84.0	0.00	0.00	0.00	0.00
γ 85.0	0.00	0.00	0.00	0.00
γ 86.0	0.00	0.00	0.00	0.00
γ 87.0	0.00	0.00	0.00	0.00
γ 88.0	0.00	0.00	0.00	0.00
γ 89.0	0.00	0.00	0.00	0.00
γ 90.0	0.00	0.00	0.00	0.00
γ 91.0	0.00	0.00	0.00	0.00
γ 92.0	0.00	0.00	0.00	0.00
γ 93.0	0.00	0.00	0.00	0.00

IES Indoor Report

Photometric Filename:1134.IES

Candela Tabulation - (Cont.)

V/H	C0.0	C90.0	C180.0	C270.0
γ 94.0	0.00	0.00	0.00	0.00
γ 95.0	0.00	0.00	0.00	0.00
γ 96.0	0.00	0.00	0.00	0.00
γ 97.0	0.00	0.00	0.00	0.00
γ 98.0	0.00	0.00	0.00	0.00
γ 99.0	0.00	0.00	0.00	0.00
γ 100.0	0.00	0.00	0.00	0.00
γ 101.0	0.00	0.00	0.00	0.00
γ 102.0	0.00	0.00	0.00	0.00
γ 103.0	0.00	0.00	0.00	0.00
γ 104.0	0.00	0.00	0.00	0.00
γ 105.0	0.00	0.00	0.00	0.00
γ 106.0	0.00	0.00	0.00	0.00
γ 107.0	0.00	0.00	0.00	0.00
γ 108.0	0.00	0.00	0.00	0.00
γ 109.0	0.00	0.00	0.00	0.00
γ 110.0	0.00	0.00	0.00	0.00
γ 111.0	0.00	0.00	0.00	0.00
γ 112.0	0.00	0.00	0.00	0.00
γ 113.0	0.00	0.00	0.00	0.00
γ 114.0	0.00	0.00	0.00	0.00
γ 115.0	0.00	0.00	0.00	0.00
γ 116.0	0.00	0.00	0.00	0.00
γ 117.0	0.00	0.00	0.00	0.00
γ 118.0	0.00	0.00	0.00	0.00
γ 119.0	0.00	0.00	0.00	0.00
γ 120.0	0.00	0.00	0.00	0.00
γ 121.0	0.00	0.00	0.00	0.00
γ 122.0	0.00	0.00	0.00	0.00
γ 123.0	0.00	0.00	0.00	0.00
γ 124.0	0.00	0.00	0.00	0.00
γ 125.0	0.00	0.00	0.00	0.00
γ 126.0	0.00	0.00	0.00	0.00
γ 127.0	0.00	0.00	0.00	0.00
γ 128.0	0.00	0.00	0.00	0.00
γ 129.0	0.00	0.00	0.00	0.00
γ 130.0	0.00	0.00	0.00	0.00
γ 131.0	0.00	0.00	0.00	0.00
γ 132.0	0.00	0.00	0.00	0.00
γ 133.0	0.00	0.00	0.00	0.00
γ 134.0	0.00	0.00	0.00	0.00
γ 135.0	0.00	0.00	0.00	0.00
γ 136.0	0.00	0.00	0.00	0.00
γ 137.0	0.00	0.00	0.00	0.00
γ 138.0	0.00	0.00	0.00	0.00
γ 139.0	0.00	0.00	0.00	0.00
γ 140.0	0.00	0.00	0.00	0.00

IES Indoor Report
Photometric Filename:1134.IES

Candela Tabulation - (Cont.)

V/H	C0.0	C90.0	C180.0	C270.0
γ 141.0	0.00	0.00	0.00	0.00
γ 142.0	0.00	0.00	0.00	0.00
γ 143.0	0.00	0.00	0.00	0.00
γ 144.0	0.00	0.00	0.00	0.00
γ 145.0	0.00	0.00	0.00	0.00
γ 146.0	0.00	0.00	0.00	0.00
γ 147.0	0.00	0.00	0.00	0.00
γ 148.0	0.00	0.00	0.00	0.00
γ 149.0	0.00	0.00	0.00	0.00
γ 150.0	0.00	0.00	0.00	0.00
γ 151.0	0.00	0.00	0.00	0.00
γ 152.0	0.00	0.00	0.00	0.00
γ 153.0	0.00	0.00	0.00	0.00
γ 154.0	0.00	0.00	0.00	0.00
γ 155.0	0.00	0.00	0.00	0.00
γ 156.0	0.00	0.00	0.00	0.00
γ 157.0	0.00	0.00	0.00	0.00
γ 158.0	0.00	0.00	0.00	0.00
γ 159.0	0.00	0.00	0.00	0.00
γ 160.0	0.00	0.00	0.00	0.00
γ 161.0	0.00	0.00	0.00	0.00
γ 162.0	0.00	0.00	0.00	0.00
γ 163.0	0.00	0.00	0.00	0.00
γ 164.0	0.00	0.00	0.00	0.00
γ 165.0	0.00	0.00	0.00	0.00
γ 166.0	0.00	0.00	0.00	0.00
γ 167.0	0.00	0.00	0.00	0.00
γ 168.0	0.00	0.00	0.00	0.00
γ 169.0	0.00	0.00	0.00	0.00
γ 170.0	0.00	0.00	0.00	0.00
γ 171.0	0.00	0.00	0.00	0.00
γ 172.0	0.00	0.00	0.00	0.00
γ 173.0	0.00	0.00	0.00	0.00
γ 174.0	0.00	0.00	0.00	0.00
γ 175.0	0.00	0.00	0.00	0.00
γ 176.0	0.00	0.00	0.00	0.00
γ 177.0	0.00	0.00	0.00	0.00
γ 178.0	0.00	0.00	0.00	0.00
γ 179.0	0.00	0.00	0.00	0.00
γ 180.0	0.00	0.00	0.00	0.00