

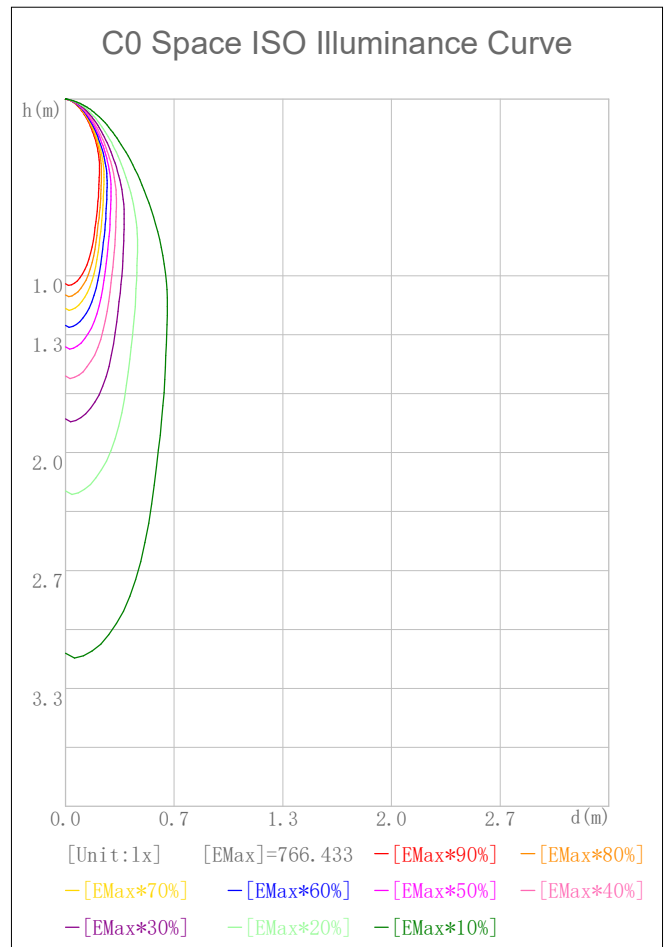
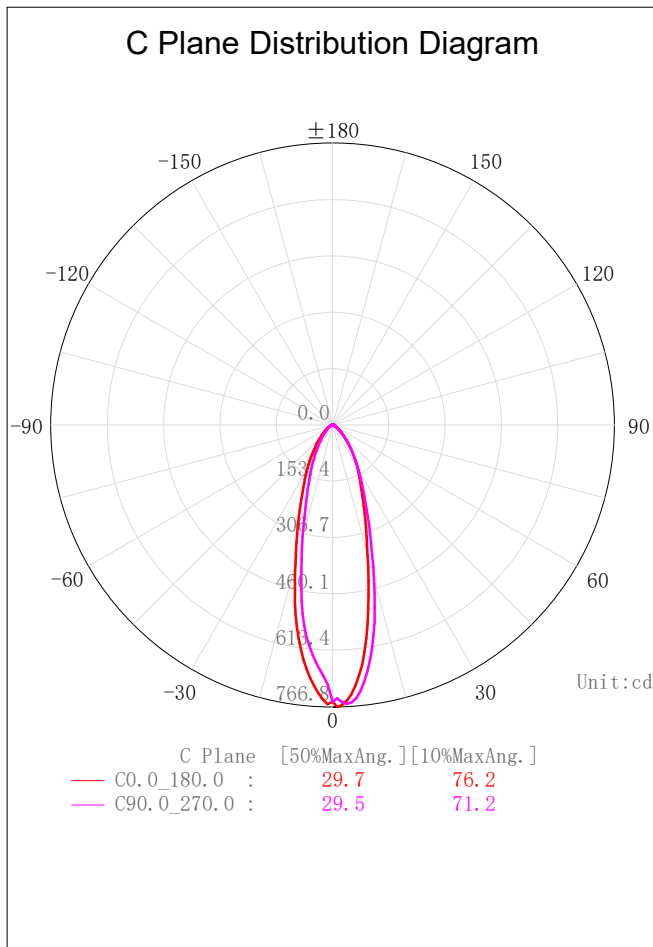
Indoor Luminaire Photometric Data

Description Information

Luminary Name: LED Lamp		Lum. Catalog:	Test ID: t001
Lamp Name: led		Lamp Catalog: LED	Test Date: 2024/01/19
Manufacture:		Shld. Ang(°):	Test Machine:GON-2000
Test Lab: volnic		Frequency(Hz):	Lamp CCT(K): Ra:
Lum. Size (W*L*H):0.000m*0.000m*0.000m		Lum. Area(m2):0.000	Lum. W(kg): 0.000
Test System: C, γ	Test Step: C=90.0 γ =1.0	Temp. (°C): 25	Humidity(%): 60.0

Character Parameter

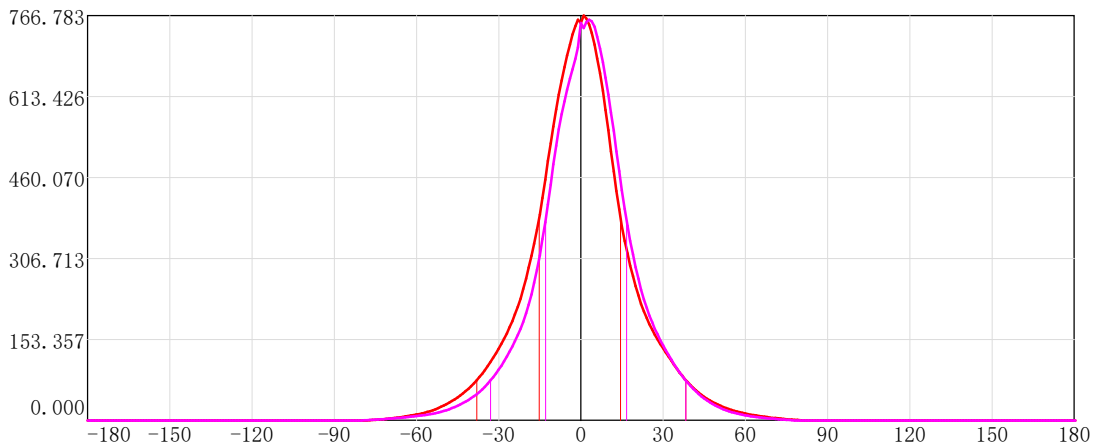
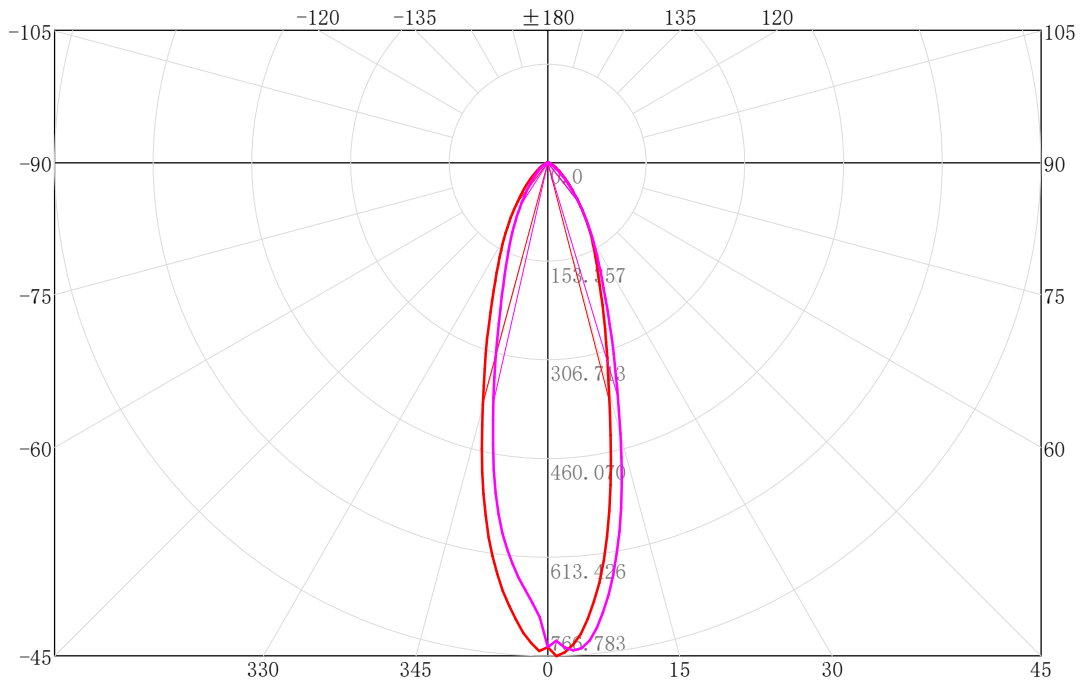
Lamp Speciality Parameter		Luminaire Speciality Parameter	
Rated Flux(lm): 350.000	Luminary Flux(lm): 360.164	Field Angle(10%Imax): 76.2(°)	
Rated Power(W):	Luminary Efficiency: 102.90%	Down Lumens&Percent: 360.164lm 100.00%	
Rated Voltage(V):	Luminary EER(lm/W): 77.873	Up Lumens&Percent: 0.000lm 0.00%	
Tested Power(W): 4.625	Max. Candela(cd): 766.783	S/MH: C0_a180=0.498 C90_270=0.492	
Lamps' Inside: 1	Max Cand@Ang. (°): C=0.0 γ =1.0	CIE Type: Semi-Direct	
Tested Electrics(V, A, pf):220.5, 0.044, 0.473		Beam Angle(50%Imax): 29.7(°)	ErP Φ use(90°): 332.177lm
Lamp Size(W*L*H):0.000m*0.000m*0.000m	Left=-15.2°, Right=14.5°		IRF(%): 473.882



2D Plane Light Intensity Distribution Curve

Lum. Name: LED Lamp	Lum. Catalog:	Test ID: t001
Lamp Name: led	Lamp Catalog: LED	Test Lab: volnic
Manufacture:	Test Machine:GON-2000	Test Date: 2024/01/19

C Plane Distribution Diagram




	C Plane	[50%MaxAng.]	[10%MaxAng.]	Unit:cd
—	C0.0_180.0 :	29.7	76.2	
—	C90.0_270.0 :	29.5	71.2	

3D Light Intensity Distribution Modal

Lum. Name: LED Lamp	Lum. Catalog:	Test ID: t001
Lamp Name: led	Lamp Catalog: LED	Test Lab: volnic
Manufacture:	Test Machine:GON-2000	Test Date: 2024/01/19

3D Light Intensity Distribution Modal



Curves: 3D Model —— Fixture —— Vert. HUD —— Hori. HUD ——
View Angles: Orient:0 Tilt:0 Roll:0 Spin:0

IES Indoor Report
Photometric Filename:1119.IES

Zonal Flux Tabulation

Zone (γ)	Zone Flux (lm)	Sums Flux (lm)	Zone%Lamp	Sums%Lamp	Zone (γ)	Zone Flux (lm)	Sums Flux (lm)	Zone%Lamp	Sums%Lamp
0.0-1.0	0.72	0.72	0.20	0.20	47.0-48.0	2.57	331.68	0.74	94.77
1.0-2.0	2.13	2.84	0.61	0.81	48.0-49.0	2.40	334.08	0.69	95.45
2.0-3.0	3.50	6.34	1.00	1.81	49.0-50.0	2.23	336.30	0.64	96.09
3.0-4.0	4.82	11.16	1.38	3.19	50.0-51.0	2.07	338.37	0.59	96.68
4.0-5.0	6.05	17.20	1.73	4.91	51.0-52.0	1.92	340.30	0.55	97.23
5.0-6.0	7.17	24.37	2.05	6.96	52.0-53.0	1.78	342.08	0.51	97.74
6.0-7.0	8.18	32.55	2.34	9.30	53.0-54.0	1.65	343.73	0.47	98.21
7.0-8.0	9.05	41.60	2.58	11.89	54.0-55.0	1.53	345.25	0.44	98.64
8.0-9.0	9.76	51.36	2.79	14.67	55.0-56.0	1.42	346.67	0.40	99.05
9.0-10.0	10.30	61.66	2.94	17.62	56.0-57.0	1.32	347.99	0.38	99.42
10.0-11.0	10.67	72.34	3.05	20.67	57.0-58.0	1.22	349.21	0.35	99.77
11.0-12.0	10.89	83.23	3.11	23.78	58.0-59.0	1.13	350.34	0.32	100.10
12.0-13.0	10.97	94.20	3.13	26.91	59.0-60.0	1.05	351.39	0.30	100.40
13.0-14.0	10.92	105.11	3.12	30.03	60.0-61.0	0.98	352.37	0.28	100.68
14.0-15.0	10.79	115.90	3.08	33.11	61.0-62.0	0.91	353.28	0.26	100.94
15.0-16.0	10.60	126.50	3.03	36.14	62.0-63.0	0.84	354.12	0.24	101.18
16.0-17.0	10.39	136.89	2.97	39.11	63.0-64.0	0.77	354.89	0.22	101.40
17.0-18.0	10.16	147.05	2.90	42.01	64.0-65.0	0.71	355.60	0.20	101.60
18.0-19.0	9.92	156.97	2.84	44.85	65.0-66.0	0.65	356.24	0.18	101.78
19.0-20.0	9.67	166.64	2.76	47.61	66.0-67.0	0.59	356.83	0.17	101.95
20.0-21.0	9.40	176.03	2.68	50.30	67.0-68.0	0.53	357.36	0.15	102.10
21.0-22.0	9.12	185.15	2.60	52.90	68.0-69.0	0.48	357.84	0.14	102.24
22.0-23.0	8.85	194.00	2.53	55.43	69.0-70.0	0.43	358.27	0.12	102.36
23.0-24.0	8.59	202.58	2.45	57.88	70.0-71.0	0.38	358.65	0.11	102.47
24.0-25.0	8.35	210.93	2.38	60.27	71.0-72.0	0.33	358.99	0.10	102.57
25.0-26.0	8.11	219.04	2.32	62.58	72.0-73.0	0.29	359.27	0.08	102.65
26.0-27.0	7.87	226.91	2.25	64.83	73.0-74.0	0.24	359.52	0.07	102.72
27.0-28.0	7.63	234.54	2.18	67.01	74.0-75.0	0.20	359.71	0.06	102.78
28.0-29.0	7.39	241.93	2.11	69.12	75.0-76.0	0.16	359.87	0.05	102.82
29.0-30.0	7.14	249.07	2.04	71.16	76.0-77.0	0.12	359.99	0.03	102.85
30.0-31.0	6.89	255.96	1.97	73.13	77.0-78.0	0.08	360.07	0.02	102.88
31.0-32.0	6.62	262.58	1.89	75.02	78.0-79.0	0.05	360.12	0.01	102.89
32.0-33.0	6.34	268.92	1.81	76.84	79.0-80.0	0.03	360.15	0.01	102.90
33.0-34.0	6.05	274.97	1.73	78.56	80.0-81.0	0.01	360.16	0.00	102.90
34.0-35.0	5.75	280.73	1.64	80.21	81.0-82.0	0.00	360.16	0.00	102.90
35.0-36.0	5.46	286.19	1.56	81.77	82.0-83.0	0.00	360.16	0.00	102.90
36.0-37.0	5.18	291.37	1.48	83.25	83.0-84.0	0.00	360.16	0.00	102.90
37.0-38.0	4.90	296.27	1.40	84.65	84.0-85.0	0.00	360.16	0.00	102.90
38.0-39.0	4.63	300.90	1.32	85.97	85.0-86.0	0.00	360.16	0.00	102.90
39.0-40.0	4.36	305.25	1.25	87.22	86.0-87.0	0.00	360.16	0.00	102.90
40.0-41.0	4.10	309.36	1.17	88.39	87.0-88.0	0.00	360.16	0.00	102.90
41.0-42.0	3.86	313.21	1.10	89.49	88.0-89.0	0.00	360.16	0.00	102.90
42.0-43.0	3.62	316.84	1.03	90.52	89.0-90.0	0.00	360.16	0.00	102.90
43.0-44.0	3.39	320.23	0.97	91.49	90.0-91.0	0.00	360.16	0.00	102.90
44.0-45.0	3.16	323.39	0.90	92.40	91.0-92.0	0.00	360.16	0.00	102.90
45.0-46.0	2.96	326.35	0.84	93.24	92.0-93.0	0.00	360.16	0.00	102.90
46.0-47.0	2.76	329.11	0.79	94.03	93.0-94.0	0.00	360.16	0.00	102.90

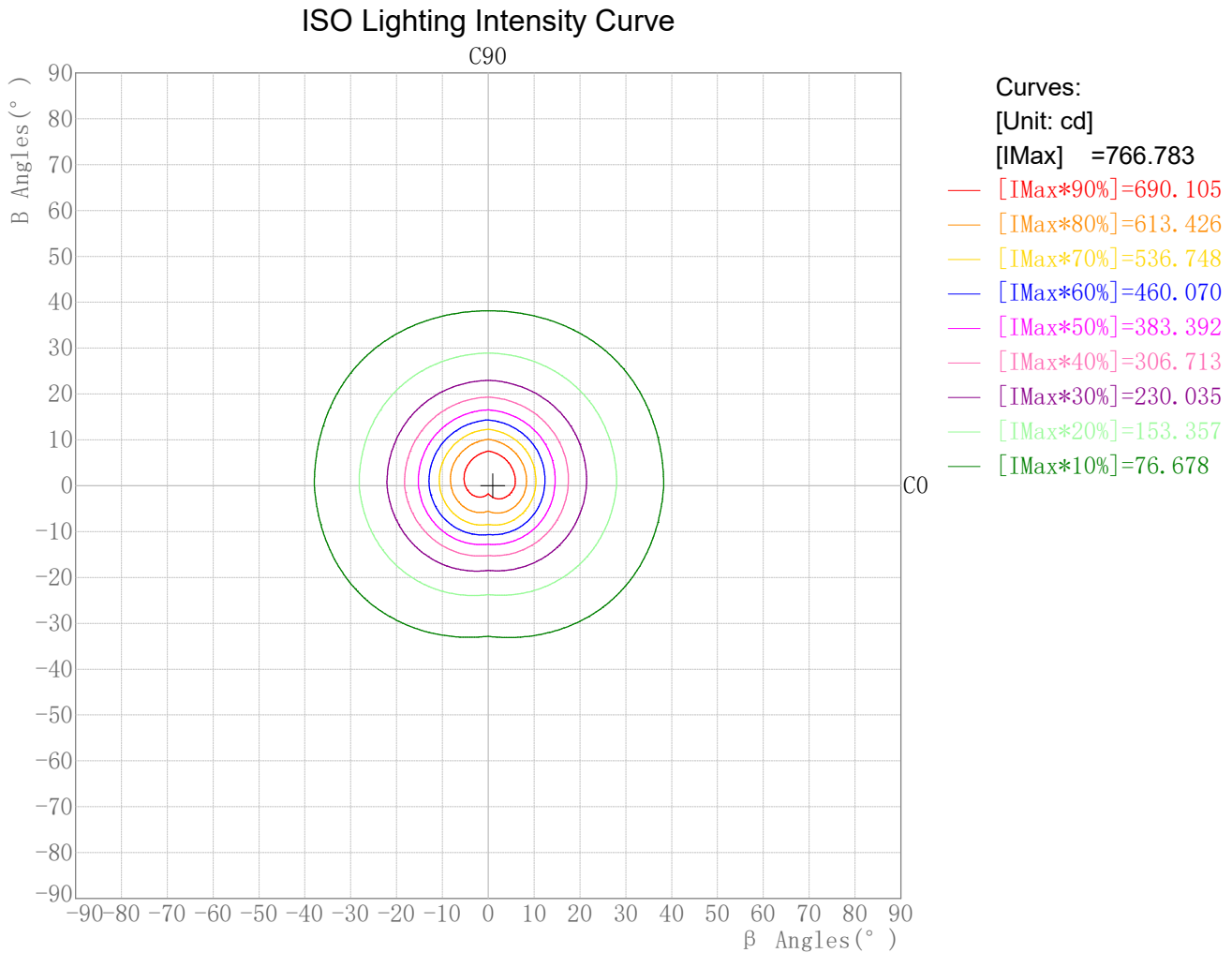
IES Indoor Report
Photometric Filename:1119.IES

Zonal Flux Tabulation - (Cont.)

Zone (γ)	Zone Flux (lm)	Sums Flux (lm)	Zone%Lamp	Sums%Lamp	Zone (γ)	Zone Flux (lm)	Sums Flux (lm)	Zone%Lamp	Sums%Lamp
94.0-95.0	0.00	360.16	0.00	102.90	141.0-142.0	0.00	360.16	0.00	102.90
95.0-96.0	0.00	360.16	0.00	102.90	142.0-143.0	0.00	360.16	0.00	102.90
96.0-97.0	0.00	360.16	0.00	102.90	143.0-144.0	0.00	360.16	0.00	102.90
97.0-98.0	0.00	360.16	0.00	102.90	144.0-145.0	0.00	360.16	0.00	102.90
98.0-99.0	0.00	360.16	0.00	102.90	145.0-146.0	0.00	360.16	0.00	102.90
99.0-100.0	0.00	360.16	0.00	102.90	146.0-147.0	0.00	360.16	0.00	102.90
100.0-101.0	0.00	360.16	0.00	102.90	147.0-148.0	0.00	360.16	0.00	102.90
101.0-102.0	0.00	360.16	0.00	102.90	148.0-149.0	0.00	360.16	0.00	102.90
102.0-103.0	0.00	360.16	0.00	102.90	149.0-150.0	0.00	360.16	0.00	102.90
103.0-104.0	0.00	360.16	0.00	102.90	150.0-151.0	0.00	360.16	0.00	102.90
104.0-105.0	0.00	360.16	0.00	102.90	151.0-152.0	0.00	360.16	0.00	102.90
105.0-106.0	0.00	360.16	0.00	102.90	152.0-153.0	0.00	360.16	0.00	102.90
106.0-107.0	0.00	360.16	0.00	102.90	153.0-154.0	0.00	360.16	0.00	102.90
107.0-108.0	0.00	360.16	0.00	102.90	154.0-155.0	0.00	360.16	0.00	102.90
108.0-109.0	0.00	360.16	0.00	102.90	155.0-156.0	0.00	360.16	0.00	102.90
109.0-110.0	0.00	360.16	0.00	102.90	156.0-157.0	0.00	360.16	0.00	102.90
110.0-111.0	0.00	360.16	0.00	102.90	157.0-158.0	0.00	360.16	0.00	102.90
111.0-112.0	0.00	360.16	0.00	102.90	158.0-159.0	0.00	360.16	0.00	102.90
112.0-113.0	0.00	360.16	0.00	102.90	159.0-160.0	0.00	360.16	0.00	102.90
113.0-114.0	0.00	360.16	0.00	102.90	160.0-161.0	0.00	360.16	0.00	102.90
114.0-115.0	0.00	360.16	0.00	102.90	161.0-162.0	0.00	360.16	0.00	102.90
115.0-116.0	0.00	360.16	0.00	102.90	162.0-163.0	0.00	360.16	0.00	102.90
116.0-117.0	0.00	360.16	0.00	102.90	163.0-164.0	0.00	360.16	0.00	102.90
117.0-118.0	0.00	360.16	0.00	102.90	164.0-165.0	0.00	360.16	0.00	102.90
118.0-119.0	0.00	360.16	0.00	102.90	165.0-166.0	0.00	360.16	0.00	102.90
119.0-120.0	0.00	360.16	0.00	102.90	166.0-167.0	0.00	360.16	0.00	102.90
120.0-121.0	0.00	360.16	0.00	102.90	167.0-168.0	0.00	360.16	0.00	102.90
121.0-122.0	0.00	360.16	0.00	102.90	168.0-169.0	0.00	360.16	0.00	102.90
122.0-123.0	0.00	360.16	0.00	102.90	169.0-170.0	0.00	360.16	0.00	102.90
123.0-124.0	0.00	360.16	0.00	102.90	170.0-171.0	0.00	360.16	0.00	102.90
124.0-125.0	0.00	360.16	0.00	102.90	171.0-172.0	0.00	360.16	0.00	102.90
125.0-126.0	0.00	360.16	0.00	102.90	172.0-173.0	0.00	360.16	0.00	102.90
126.0-127.0	0.00	360.16	0.00	102.90	173.0-174.0	0.00	360.16	0.00	102.90
127.0-128.0	0.00	360.16	0.00	102.90	174.0-175.0	0.00	360.16	0.00	102.90
128.0-129.0	0.00	360.16	0.00	102.90	175.0-176.0	0.00	360.16	0.00	102.90
129.0-130.0	0.00	360.16	0.00	102.90	176.0-177.0	0.00	360.16	0.00	102.90
130.0-131.0	0.00	360.16	0.00	102.90	177.0-178.0	0.00	360.16	0.00	102.90
131.0-132.0	0.00	360.16	0.00	102.90	178.0-179.0	0.00	360.16	0.00	102.90
132.0-133.0	0.00	360.16	0.00	102.90	179.0-180.0	0.00	360.16	0.00	102.90
133.0-134.0	0.00	360.16	0.00	102.90					
134.0-135.0	0.00	360.16	0.00	102.90					
135.0-136.0	0.00	360.16	0.00	102.90					
136.0-137.0	0.00	360.16	0.00	102.90					
137.0-138.0	0.00	360.16	0.00	102.90					
138.0-139.0	0.00	360.16	0.00	102.90					
139.0-140.0	0.00	360.16	0.00	102.90					
140.0-141.0	0.00	360.16	0.00	102.90					

Rectangle ISO Lighting Intensity Diagram

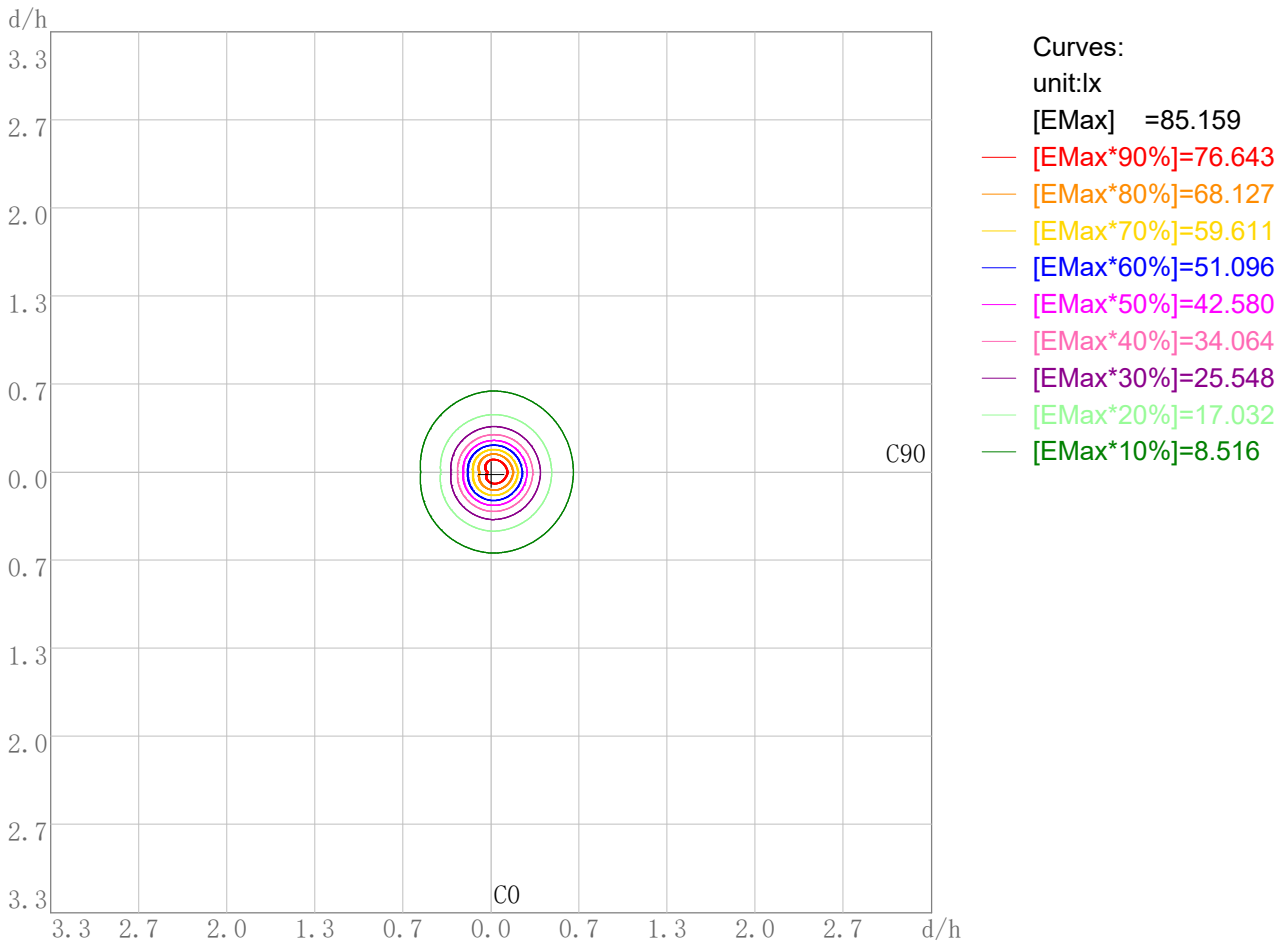
Lum. Name: LED Lamp	Lum. Catalog:	Test ID: t001
Lamp Name: led	Lamp Catalog: LED	Test Lab: volnic
Manufacture:	Test Machine:GON-2000	Test Date: 2024/01/19



Plane ISO-Illuminance Diagram

Lum. Name: LED Lamp	Lum. Catalog:	Test ID: t001
Lamp Name: led	Lamp Catalog: LED	Test Lab: volnic
Manufacture:	Test Machine:GON-2000	Test Date: 2024/01/19

Plane ISO-Illuminance Curve




Working Plane Luminaire Mounting Height(m): 3.00
 Working Plane Maximum Illuminance(lx): 85.16
 Working Plane Maximum Illuminance Position(d/h):H0.0 V0.0

3D Plane ISO Illuminance Diagram

Lum. Name: LED Lamp	Lum. Catalog:	Test ID: t001
Lamp Name: led	Lamp Catalog: LED	Test Lab: volnic
Manufacture:	Test Machine:GON-2000	Test Date: 2024/01/19

3D Plane Illuminance Modal

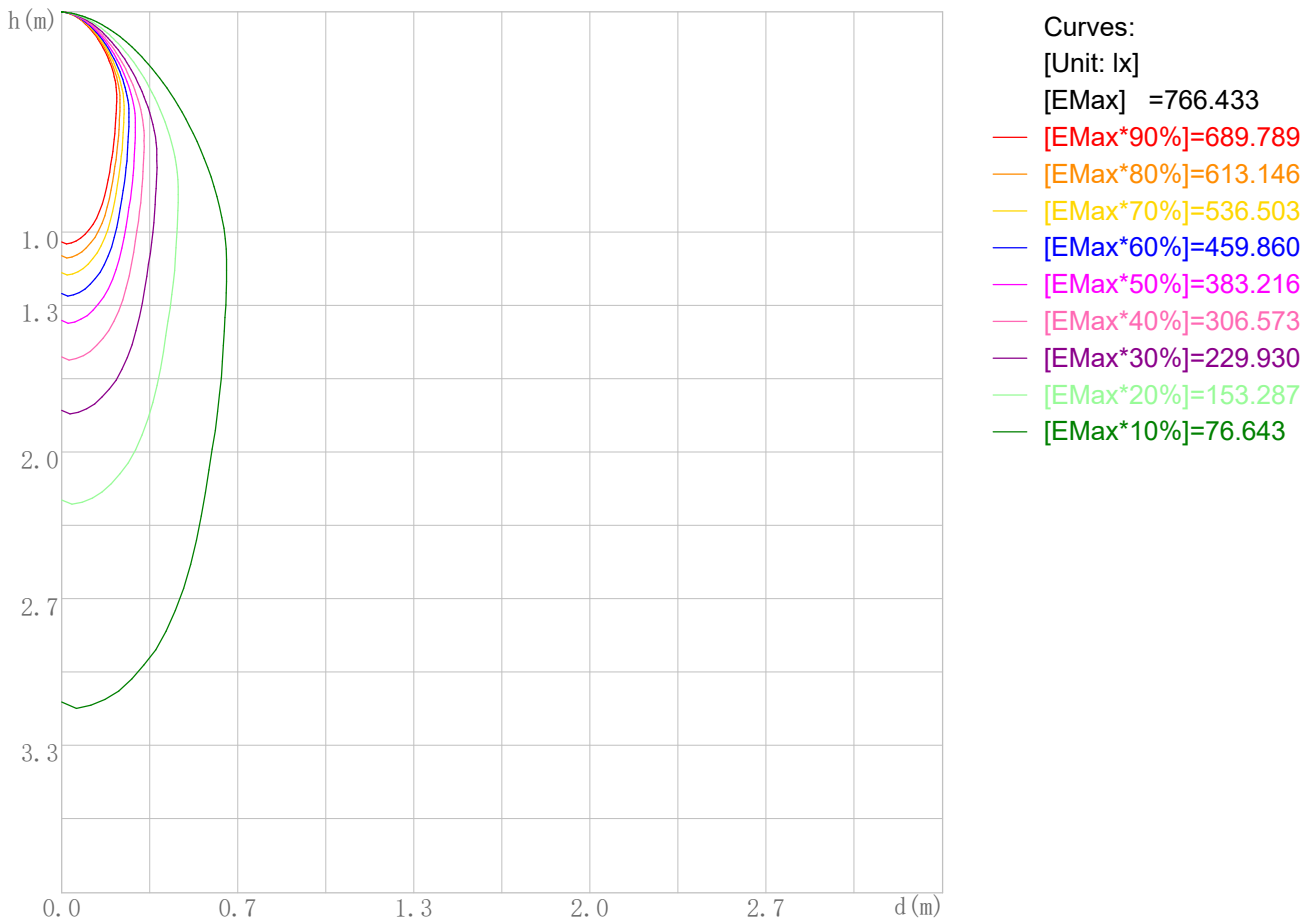


Curves: 3D Model — 90% — 80% — 70% — 60% — 50% — 40% — 30% — 20% — 10% —
View Angles(deg): 0 Height(m): 3.0 Distance(m): 10.0

Space ISO Illuminance Diagram

Lum. Name: LED Lamp	Lum. Catalog:	Test ID: t001
Lamp Name: led	Lamp Catalog: LED	Test Lab: volnic
Manufacture:	Test Machine:GON-2000	Test Date: 2024/01/19

Space ISO Illuminance Curve

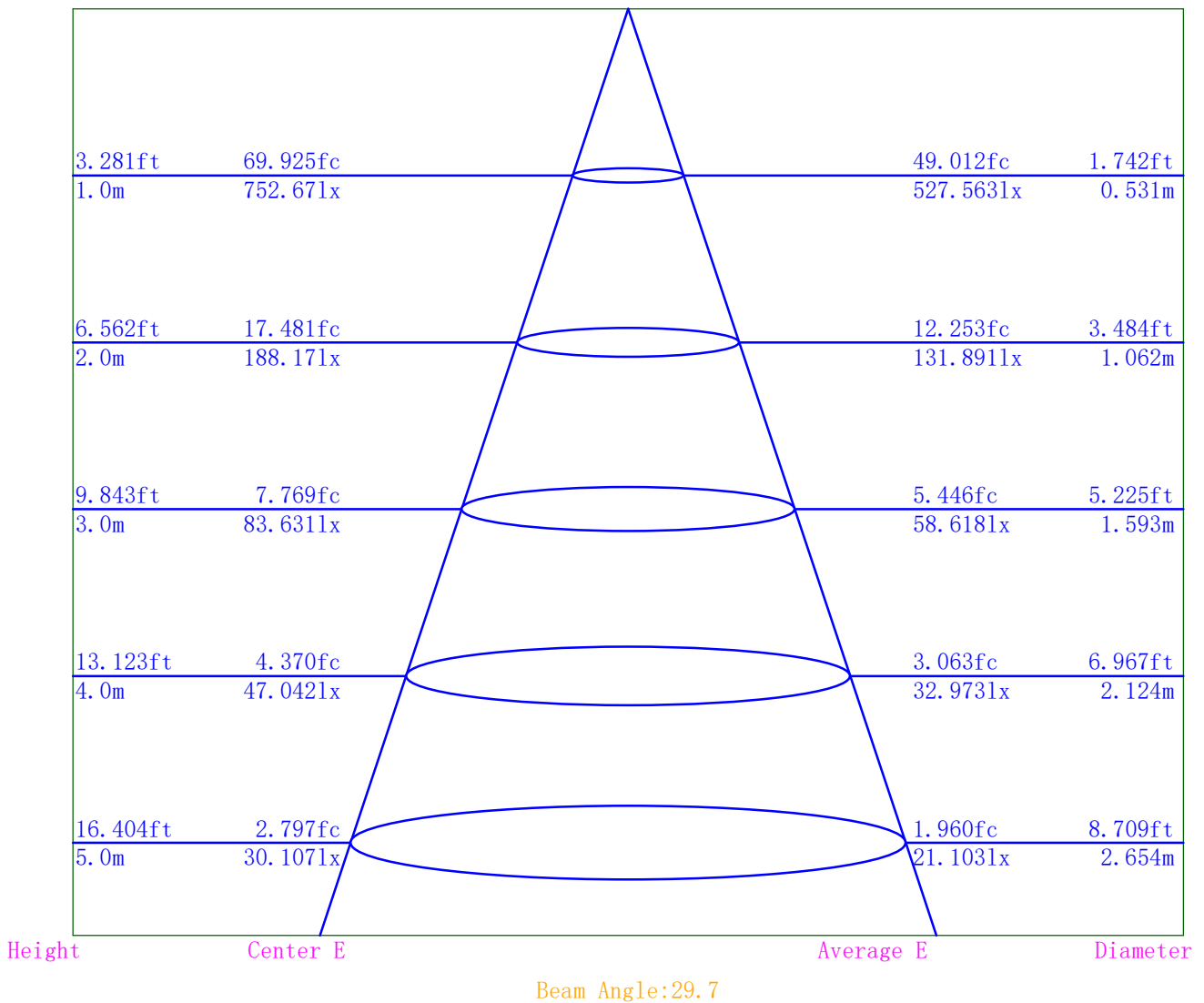


Space Plane Maximum Illuminance and @Angle:766.43lx,1.0deg
Plane Maximum Lighting Intensity and @Angle:766.783cd,0deg

Illuminance-Distance Diagram

Lum. Name: LED Lamp	Lum. Catalog:	Test ID: t001
Lamp Name: led	Lamp Catalog: LED	Test Lab: volnic
Manufacture:	Test Machine:GON-2000	Test Date: 2024/01/19

Illuminance-Distance Curve



Indoor Luminance Limiting Curves

Lum. Name: LED Lamp	Lum. Catalog:	Test ID: t001
Lamp Name: led	Lamp Catalog: LED	Test Lab: volnic
Manufacture:	Test Machine:GON-2000	Test Date: 2024/01/19

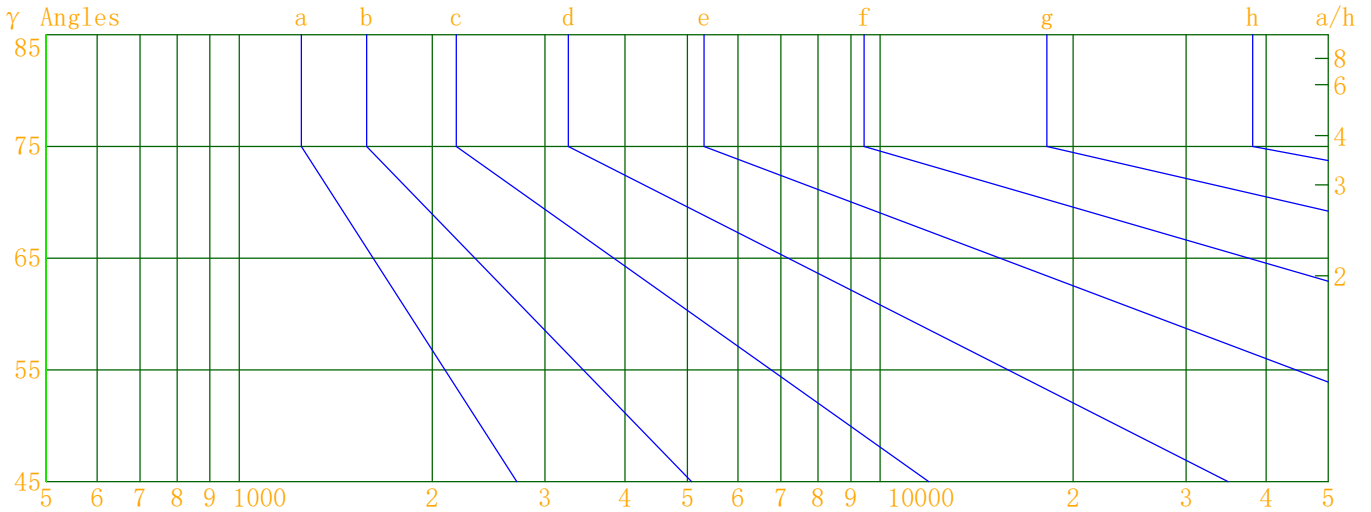
Glare Grade Table

GI	Quality	Using Illuminance							
		a	b	c	d	e	f	g	h
1.15	A	2000	1000	500	<=300				
1.5	B		2000	1000	500	<=300			
1.85	C			2000	1000	500	<=300		
2.2	D				2000	1000	500	<=300	
2.55	E	a				2000	1000	500	<=300
			b	c	d	e	f	g	h

Luminance Table

Gama (deg)	45	50	55	60	65	70	75	80	85
C0	0	0	0	0	0	0	0	0	0
C90	0	0	0	0	0	0	0	0	0

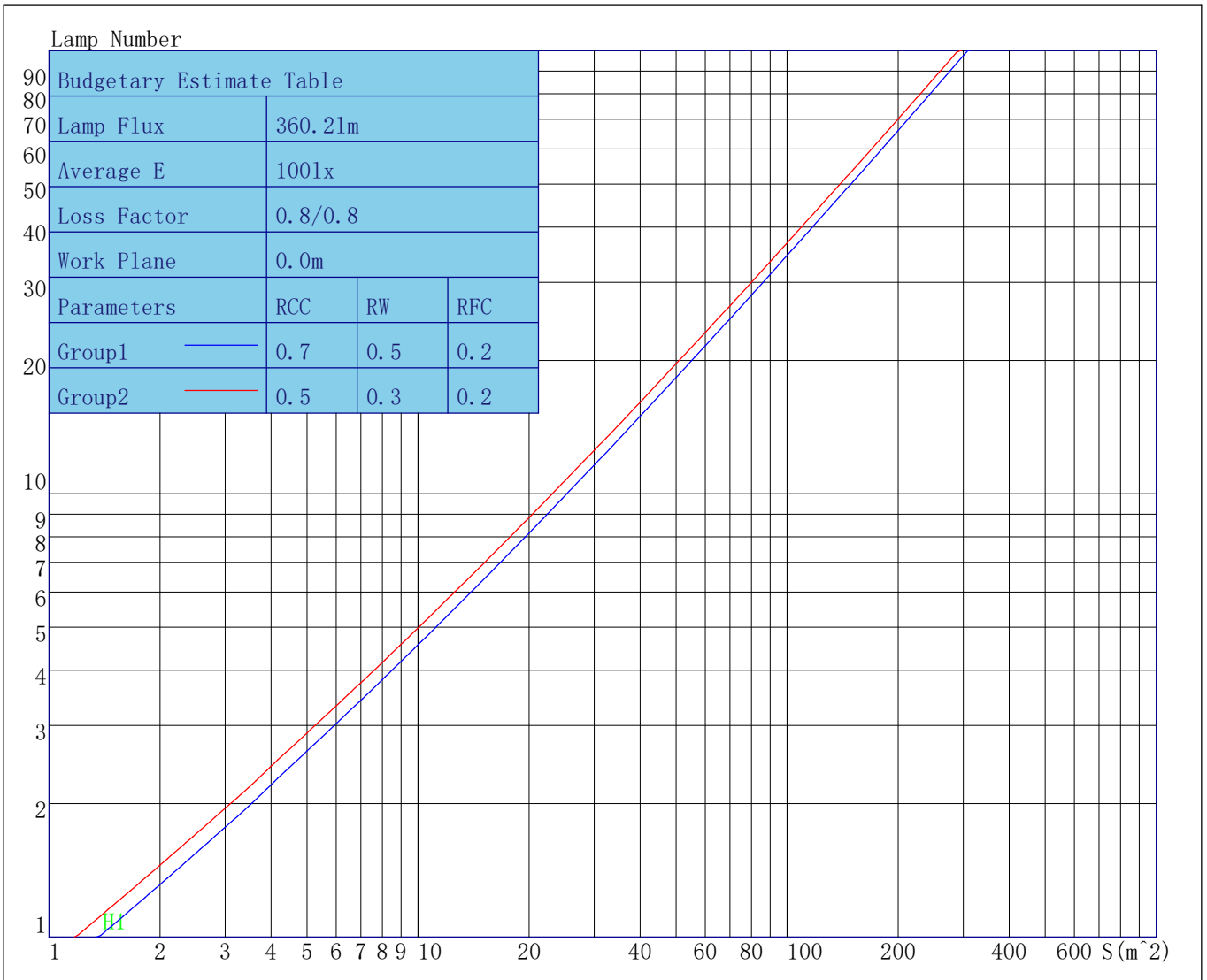
Luminance Limiting Curve



Luminous Size: Length(m)=0.000 Width(m)=0.000 Height(m)=0.000 Area(m^2)=0.000000
 Luminous Type: Without Luminous Side
 Luminous Curves: C0-C180 Color: — C90-C270 Color: —

Indoor Budgetary Estimate Table

Lum. Name: LED Lamp	Lum. Catalog:	Test ID: t001
Lamp Name: led	Lamp Catalog: LED	Test Lab: volnic
Manufacture:	Test Machine:GON-2000	Test Date: 2024/01/19



Parameters1: Rhocc = 0.7 Rhow = 0.5 Rhofc = 0.2 LLF = 0.8
 Parameters2: Rhocc = 0.5 Rhow = 0.3 Rhofc = 0.2 LLF = 0.8
 Average Illuminance(lx): 100 Cavity Height: H1(m) = 2

Indoor Coefficient of Utilization Table

Lum. Name: LED Lamp	Lum. Catalog:	Test ID: t001
Lamp Name: led	Lamp Catalog: LED	Test Lab: volnic
Manufacture:	Test Machine:GON-2000	Test Date: 2024/01/19

Coefficients of Utilization - Zonal Cavity Method																		
Coef.	Effective Floor Cavity Reflectance RFC=0.20																	
RhoCC (%)	80				70				50			30			10			0
RhoW (%)	70	50	30	10	70	50	30	10	50	30	10	50	30	10	50	30	10	0
RCR	Coefficient of Utilization (%)																	
0	123	123	123	123	120	120	120	120	114	114	114	109	109	109	105	105	105	103
1	117	114	111	109	114	112	109	107	107	105	104	104	102	101	100	99	98	96
2	111	106	101	98	108	104	100	97	100	97	95	97	95	93	95	92	91	89
3	105	98	93	89	103	97	92	88	94	90	87	92	88	86	89	87	84	83
4	100	92	86	82	98	91	85	81	89	84	80	87	83	79	85	81	79	77
5	95	86	80	76	93	85	80	76	83	79	75	82	78	74	80	76	74	72
6	90	81	75	71	89	80	75	71	79	74	70	77	73	70	76	72	69	68
7	86	77	71	66	85	76	70	66	75	70	66	74	69	65	72	68	65	64
8	82	73	67	63	81	72	66	62	71	66	62	70	65	62	69	65	62	60
9	79	69	63	59	78	69	63	59	68	62	59	67	62	59	66	62	58	57
10	76	66	60	56	75	65	60	56	65	59	56	64	59	56	63	59	56	54

Unified Glare Rating Table

Lum. Name: LED Lamp	Lum. Catalog:	Test ID: t001
Lamp Name: led	Lamp Catalog: LED	Test Lab: volnic
Manufacture:	Test Machine:GON-2000	Test Date: 2024/01/19

Unified Glare Rating Table

Ceiling RCC	0.70	0.70	0.50	0.50	0.30	0.70	0.70	0.50	0.50	0.30
Wall RW	0.50	0.30	0.50	0.30	0.30	0.50	0.30	0.50	0.30	0.30
Floor RFC	0.20	0.20	0.20	0.20	0.20	0.20	0.20	0.20	0.20	0.20
Room Size	Vewed crosswise					Vewed endwise				
X=2H Y=2H	-4.7	-3.6	-4.3	-3.3	-2.9	-4.7	-3.6	-4.3	-3.3	-2.9
Y=3H	-4.8	-3.9	-4.5	-3.5	-3.2	-4.8	-3.9	-4.5	-3.5	-3.2
Y=4H	-4.9	-4.0	-4.5	-3.7	-3.3	-4.9	-4.0	-4.5	-3.7	-3.3
Y=6H	-5.0	-4.2	-4.6	-3.8	-3.4	-5.0	-4.2	-4.6	-3.8	-3.4
Y=8H	-5.1	-4.3	-4.7	-3.9	-3.5	-5.1	-4.3	-4.7	-3.9	-3.5
Y=12H	-5.1	-4.4	-4.7	-4.0	-3.6	-5.1	-4.4	-4.7	-4.0	-3.6
X=4H Y=2H	-4.9	-4.0	-4.5	-3.7	-3.3	-4.9	-4.0	-4.5	-3.7	-3.3
Y=3H	-5.1	-4.4	-4.7	-4.0	-3.6	-5.1	-4.4	-4.7	-4.0	-3.6
Y=4H	-5.2	-4.6	-4.8	-4.2	-3.7	-5.2	-4.6	-4.8	-4.2	-3.7
Y=6H	-5.3	-4.8	-4.9	-4.3	-3.9	-5.3	-4.8	-4.9	-4.3	-3.9
Y=8H	-5.4	-4.9	-4.9	-4.4	-4.0	-5.4	-4.9	-4.9	-4.4	-4.0
Y=12H	-5.5	-5.0	-5.0	-4.5	-4.1	-5.5	-5.0	-5.0	-4.5	-4.1
X=8H Y=4H	-5.4	-4.9	-4.9	-4.4	-4.0	-5.4	-4.9	-4.9	-4.4	-4.0
Y=6H	-5.5	-5.1	-5.0	-4.6	-4.1	-5.5	-5.1	-5.0	-4.6	-4.1
Y=8H	-5.6	-5.2	-5.1	-4.7	-4.2	-5.6	-5.2	-5.1	-4.7	-4.2
Y=12H	-5.7	-5.3	-5.1	-4.8	-4.3	-5.7	-5.3	-5.1	-4.8	-4.3
X=12H Y=4H	-5.5	-5.0	-5.0	-4.5	-4.1	-5.5	-5.0	-5.0	-4.5	-4.1
Y=6H	-5.6	-5.2	-5.1	-4.8	-4.2	-5.6	-5.2	-5.1	-4.8	-4.2
Y=8H	-5.7	-5.3	-5.1	-4.8	-4.3	-5.7	-5.3	-5.1	-4.8	-4.3
Variations with the objverer position at spacings										
S=1.0H	0.0/0.0					0.0/0.0				
S=1.5H	0.0/0.0					0.0/0.0				
S=2.0H	0.0/0.0					0.0/0.0				
Reduced UGR Table:										
Nordic Standard Table:	BKO					BKO				
Correction Value	0.0					0.0				

o the CIE Pub. 117, data has been corrected, refers to the lamp's lumens 8.2flm.

IES Indoor Report

Photometric Filename:1119.IES

Candela Tabulation

V/H	C0.0	C90.0	C180.0	C270.0
γ 0.0	752.67	752.67	752.67	752.67
γ 1.0	766.78	743.07	758.80	706.73
γ 2.0	761.37	754.02	746.93	684.65
γ 3.0	749.84	759.02	731.24	665.11
γ 4.0	734.29	755.97	711.34	647.19
γ 5.0	711.38	745.30	690.80	626.09
γ 6.0	685.26	727.06	668.94	604.14
γ 7.0	657.67	704.28	643.90	579.83
γ 8.0	624.10	677.99	617.12	551.31
γ 9.0	587.76	649.28	589.37	520.02
γ 10.0	549.77	617.08	556.60	484.77
γ 11.0	509.88	583.38	524.75	446.55
γ 12.0	471.57	548.51	491.74	409.27
γ 13.0	434.40	510.00	455.83	375.03
γ 14.0	399.86	472.13	421.09	343.49
γ 15.0	368.00	435.67	389.54	312.80
γ 16.0	339.96	400.95	360.97	285.40
γ 17.0	316.66	368.64	334.60	260.80
γ 18.0	293.43	340.10	311.94	239.08
γ 19.0	273.12	314.30	289.67	219.70
γ 20.0	254.60	290.27	268.28	202.88
γ 21.0	236.77	268.45	248.93	186.99
γ 22.0	220.63	247.85	231.19	173.97
γ 23.0	206.51	229.29	215.15	161.90
γ 24.0	193.89	213.08	201.03	150.34
γ 25.0	182.49	198.86	188.18	140.20
γ 26.0	172.00	185.80	176.37	130.19
γ 27.0	162.58	173.60	165.05	121.33
γ 28.0	153.18	162.96	154.81	112.18
γ 29.0	145.08	152.40	145.27	103.68
γ 30.0	136.99	142.25	136.06	96.24
γ 31.0	129.12	133.39	127.16	89.03
γ 32.0	121.26	124.29	118.64	81.95
γ 33.0	113.12	115.39	110.57	75.56
γ 34.0	105.53	106.94	102.88	69.42
γ 35.0	98.20	99.01	95.40	63.71
γ 36.0	91.22	91.24	88.73	58.81
γ 37.0	84.73	84.25	82.17	54.20
γ 38.0	78.31	77.53	76.28	49.80
γ 39.0	72.45	71.28	70.51	45.91
γ 40.0	66.94	65.34	65.16	42.35
γ 41.0	61.79	59.97	60.26	38.94
γ 42.0	57.08	55.03	55.72	36.01
γ 43.0	52.73	50.11	51.45	33.04
γ 44.0	48.67	45.59	47.30	30.22
γ 45.0	44.93	41.55	43.45	27.69
γ 46.0	41.52	37.90	39.91	25.42

IES Indoor Report

Photometric Filename:1119.IES

Candela Tabulation - (Cont.)

V/H	C0.0	C90.0	C180.0	C270.0
γ 47.0	38.18	34.46	36.68	23.35
γ 48.0	35.26	31.52	33.70	21.45
γ 49.0	32.61	28.45	30.91	19.68
γ 50.0	30.05	25.83	28.20	18.03
γ 51.0	27.71	23.47	25.85	16.56
γ 52.0	25.47	21.28	23.55	15.23
γ 53.0	23.45	19.32	21.44	13.98
γ 54.0	21.52	17.47	19.54	12.95
γ 55.0	19.79	15.83	17.81	11.99
γ 56.0	18.24	14.37	16.24	11.14
γ 57.0	16.80	13.08	14.82	10.37
γ 58.0	15.48	11.84	13.52	9.69
γ 59.0	14.32	10.74	12.36	8.97
γ 60.0	13.23	9.78	11.36	8.34
γ 61.0	12.22	8.95	10.40	7.77
γ 62.0	11.19	8.14	9.42	7.22
γ 63.0	10.31	7.44	8.56	6.67
γ 64.0	9.41	6.76	7.74	6.12
γ 65.0	8.54	6.10	6.92	5.62
γ 66.0	7.77	5.48	6.22	5.13
γ 67.0	7.05	4.91	5.56	4.74
γ 68.0	6.38	4.32	4.89	4.28
γ 69.0	5.73	3.85	4.29	3.86
γ 70.0	5.15	3.37	3.74	3.44
γ 71.0	4.56	2.90	3.21	3.07
γ 72.0	3.99	2.53	2.70	2.68
γ 73.0	3.48	2.10	2.21	2.28
γ 74.0	2.95	1.72	1.72	1.94
γ 75.0	2.47	1.32	1.31	1.63
γ 76.0	2.03	0.92	0.93	1.27
γ 77.0	1.66	0.60	0.51	0.94
γ 78.0	1.27	0.26	0.14	0.68
γ 79.0	0.92	0.00	0.00	0.36
γ 80.0	0.62	0.00	0.00	0.08
γ 81.0	0.28	0.00	0.00	0.00
γ 82.0	0.01	0.00	0.00	0.00
γ 83.0	0.00	0.00	0.00	0.00
γ 84.0	0.00	0.00	0.00	0.00
γ 85.0	0.00	0.00	0.00	0.00
γ 86.0	0.00	0.00	0.00	0.00
γ 87.0	0.00	0.00	0.00	0.00
γ 88.0	0.00	0.00	0.00	0.00
γ 89.0	0.00	0.00	0.00	0.00
γ 90.0	0.00	0.00	0.00	0.00
γ 91.0	0.00	0.00	0.00	0.00
γ 92.0	0.00	0.00	0.00	0.00
γ 93.0	0.00	0.00	0.00	0.00

IES Indoor Report

Photometric Filename:1119.IES

Candela Tabulation - (Cont.)

V/H	C0.0	C90.0	C180.0	C270.0
γ 94.0	0.00	0.00	0.00	0.00
γ 95.0	0.00	0.00	0.00	0.00
γ 96.0	0.00	0.00	0.00	0.00
γ 97.0	0.00	0.00	0.00	0.00
γ 98.0	0.00	0.00	0.00	0.00
γ 99.0	0.00	0.00	0.00	0.00
γ 100.0	0.00	0.00	0.00	0.00
γ 101.0	0.00	0.00	0.00	0.00
γ 102.0	0.00	0.00	0.00	0.00
γ 103.0	0.00	0.00	0.00	0.00
γ 104.0	0.00	0.00	0.00	0.00
γ 105.0	0.00	0.00	0.00	0.00
γ 106.0	0.00	0.00	0.00	0.00
γ 107.0	0.00	0.00	0.00	0.00
γ 108.0	0.00	0.00	0.00	0.00
γ 109.0	0.00	0.00	0.00	0.00
γ 110.0	0.00	0.00	0.00	0.00
γ 111.0	0.00	0.00	0.00	0.00
γ 112.0	0.00	0.00	0.00	0.00
γ 113.0	0.00	0.00	0.00	0.00
γ 114.0	0.00	0.00	0.00	0.00
γ 115.0	0.00	0.00	0.00	0.00
γ 116.0	0.00	0.00	0.00	0.00
γ 117.0	0.00	0.00	0.00	0.00
γ 118.0	0.00	0.00	0.00	0.00
γ 119.0	0.00	0.00	0.00	0.00
γ 120.0	0.00	0.00	0.00	0.00
γ 121.0	0.00	0.00	0.00	0.00
γ 122.0	0.00	0.00	0.00	0.00
γ 123.0	0.00	0.00	0.00	0.00
γ 124.0	0.00	0.00	0.00	0.00
γ 125.0	0.00	0.00	0.00	0.00
γ 126.0	0.00	0.00	0.00	0.00
γ 127.0	0.00	0.00	0.00	0.00
γ 128.0	0.00	0.00	0.00	0.00
γ 129.0	0.00	0.00	0.00	0.00
γ 130.0	0.00	0.00	0.00	0.00
γ 131.0	0.00	0.00	0.00	0.00
γ 132.0	0.00	0.00	0.00	0.00
γ 133.0	0.00	0.00	0.00	0.00
γ 134.0	0.00	0.00	0.00	0.00
γ 135.0	0.00	0.00	0.00	0.00
γ 136.0	0.00	0.00	0.00	0.00
γ 137.0	0.00	0.00	0.00	0.00
γ 138.0	0.00	0.00	0.00	0.00
γ 139.0	0.00	0.00	0.00	0.00
γ 140.0	0.00	0.00	0.00	0.00

IES Indoor Report

Photometric Filename:1119.IES

Candela Tabulation - (Cont.)

V/H	C0.0	C90.0	C180.0	C270.0
γ 141.0	0.00	0.00	0.00	0.00
γ 142.0	0.00	0.00	0.00	0.00
γ 143.0	0.00	0.00	0.00	0.00
γ 144.0	0.00	0.00	0.00	0.00
γ 145.0	0.00	0.00	0.00	0.00
γ 146.0	0.00	0.00	0.00	0.00
γ 147.0	0.00	0.00	0.00	0.00
γ 148.0	0.00	0.00	0.00	0.00
γ 149.0	0.00	0.00	0.00	0.00
γ 150.0	0.00	0.00	0.00	0.00
γ 151.0	0.00	0.00	0.00	0.00
γ 152.0	0.00	0.00	0.00	0.00
γ 153.0	0.00	0.00	0.00	0.00
γ 154.0	0.00	0.00	0.00	0.00
γ 155.0	0.00	0.00	0.00	0.00
γ 156.0	0.00	0.00	0.00	0.00
γ 157.0	0.00	0.00	0.00	0.00
γ 158.0	0.00	0.00	0.00	0.00
γ 159.0	0.00	0.00	0.00	0.00
γ 160.0	0.00	0.00	0.00	0.00
γ 161.0	0.00	0.00	0.00	0.00
γ 162.0	0.00	0.00	0.00	0.00
γ 163.0	0.00	0.00	0.00	0.00
γ 164.0	0.00	0.00	0.00	0.00
γ 165.0	0.00	0.00	0.00	0.00
γ 166.0	0.00	0.00	0.00	0.00
γ 167.0	0.00	0.00	0.00	0.00
γ 168.0	0.00	0.00	0.00	0.00
γ 169.0	0.00	0.00	0.00	0.00
γ 170.0	0.00	0.00	0.00	0.00
γ 171.0	0.00	0.00	0.00	0.00
γ 172.0	0.00	0.00	0.00	0.00
γ 173.0	0.00	0.00	0.00	0.00
γ 174.0	0.00	0.00	0.00	0.00
γ 175.0	0.00	0.00	0.00	0.00
γ 176.0	0.00	0.00	0.00	0.00
γ 177.0	0.00	0.00	0.00	0.00
γ 178.0	0.00	0.00	0.00	0.00
γ 179.0	0.00	0.00	0.00	0.00
γ 180.0	0.00	0.00	0.00	0.00