

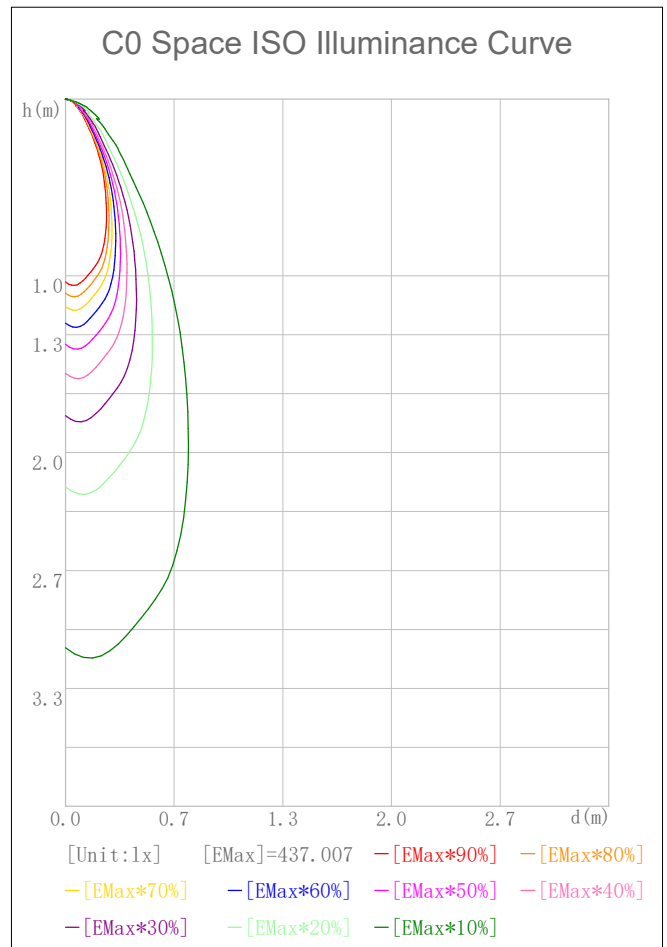
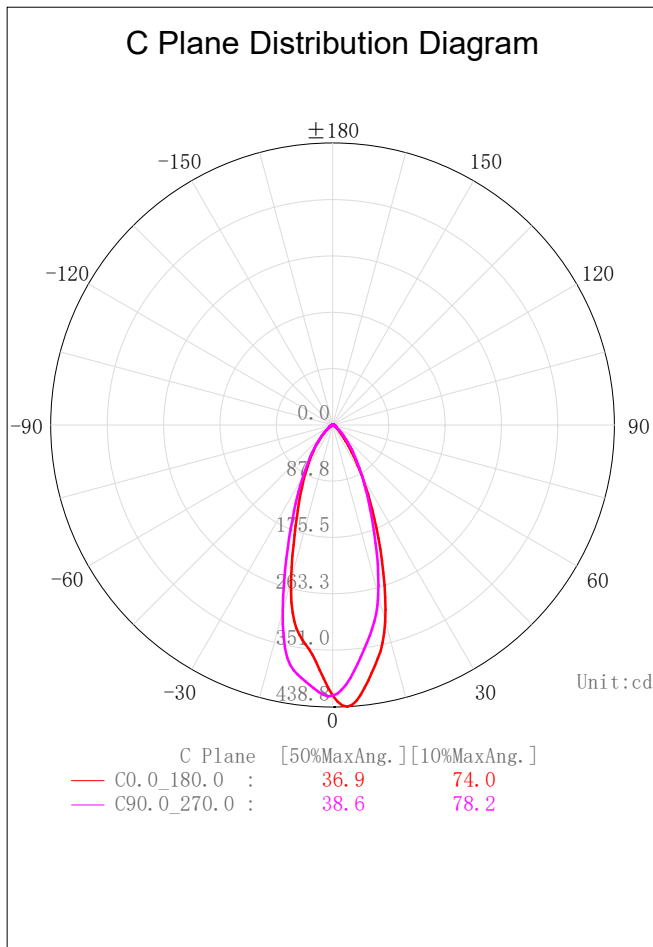
Indoor Luminaire Photometric Data

Description Information

Luminary Name: LED Lamp		Lum. Catalog:	Test ID: t001
Lamp Name: led		Lamp Catalog: LED	Test Date: 2024/01/26
Manufacture:		Shld. Ang(°):	Test Machine:GON-2000
Test Lab: volnic		Frequency(Hz):	Lamp CCT(K): Ra:
Lum. Size (W*L*H):0.000m*0.000m*0.000m		Lum. Area(m2):0.000	Lum. W(kg): 0.000
Test System: C, γ	Test Step: C=90.0 γ=1.0	Temp. (°C): 25	Humidity(%): 60.0

Character Parameter

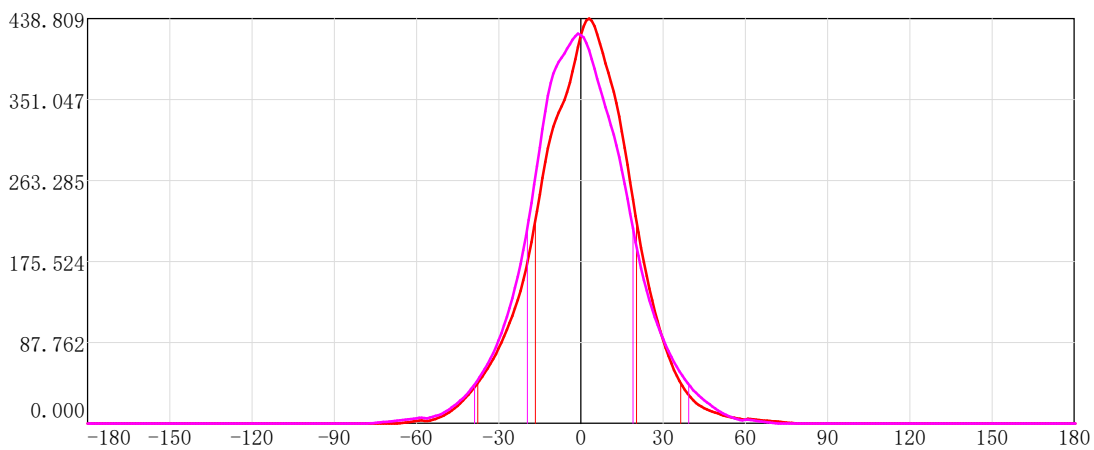
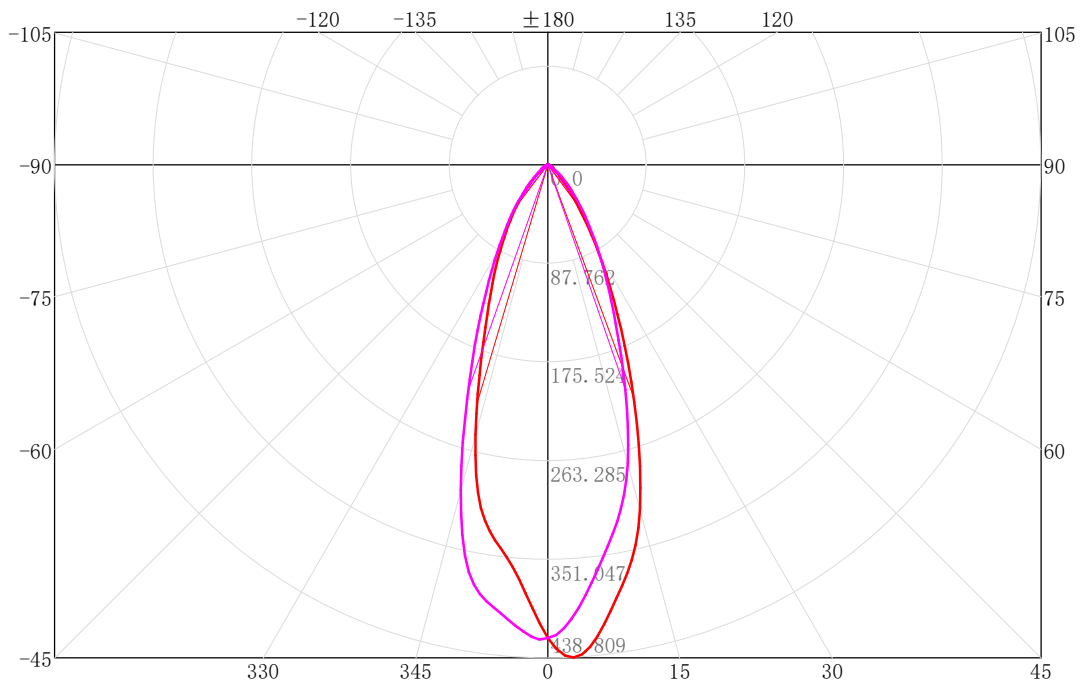
Lamp Speciality Parameter		Luminaire Speciality Parameter	
Rated Flux(lm): 210.000	Luminary Flux(lm): 237.049	Field Angle(10%Imax): 74.0(°)	
Rated Power(W):	Luminary Efficiency: 112.88%	Down Lumens&Percent: 237.049lm 100.00%	
Rated Voltage(V):	Luminary EER(lm/W): 77.442	Up Lumens&Percent: 0.000lm 0.00%	
Tested Power(W): 3.061	Max. Candela(cd): 438.809	S/MH: C0_a180=0.620 C90_270=0.629	
Lamps' Inside: 1	Max Cand@Ang. (°): C=0.0 γ=3.0	CIE Type: Semi-Direct	
Tested Electrics(V, A, pf):127.3, 0.048, 0.499		Beam Angle(50%Imax): 36.9(°)	ErP Φuse(90°): 217.979lm
Lamp Size(W*L*H):0.000m*0.000m*0.000m	Left=-16.6°, Right=20.3°		IRF(%): 383.060



2D Plane Light Intensity Distribution Curve

Lum. Name: LED Lamp	Lum. Catalog:	Test ID: t001
Lamp Name: led	Lamp Catalog: LED	Test Lab: volnic
Manufacture:	Test Machine:GON-2000	Test Date: 2024/01/26

C Plane Distribution Diagram




	C Plane	[50%MaxAng.]	[10%MaxAng.]	Unit:cd
—	C0.0_180.0 :	36.9	74.0	
—	C90.0_270.0 :	38.6	78.2	

3D Light Intensity Distribution Modal

Lum. Name: LED Lamp	Lum. Catalog:	Test ID: t001
Lamp Name: led	Lamp Catalog: LED	Test Lab: volnic
Manufacture:	Test Machine:GON-2000	Test Date: 2024/01/26

3D Light Intensity Distribution Modal



Curves: 3D Model —— Fixture —— Vert. HUD —— Hori. HUD ——
View Angles: Orient:0 Tilt:0 Roll:0 Spin:0

IES Indoor Report
Photometric Filename:1117.IES

Zonal Flux Tabulation

Zone (γ)	Zone Flux (lm)	Sums Flux (lm)	Zone%Lamp	Sums%Lamp	Zone (γ)	Zone Flux (lm)	Sums Flux (lm)	Zone%Lamp	Sums%Lamp
0.0-1.0	0.40	0.40	0.19	0.19	47.0-48.0	1.27	225.81	0.61	107.53
1.0-2.0	1.20	1.60	0.57	0.76	48.0-49.0	1.14	226.95	0.54	108.07
2.0-3.0	1.98	3.58	0.94	1.70	49.0-50.0	1.02	227.97	0.49	108.56
3.0-4.0	2.72	6.30	1.30	3.00	50.0-51.0	0.90	228.87	0.43	108.99
4.0-5.0	3.43	9.73	1.63	4.63	51.0-52.0	0.80	229.67	0.38	109.37
5.0-6.0	4.11	13.84	1.96	6.59	52.0-53.0	0.71	230.38	0.34	109.71
6.0-7.0	4.75	18.59	2.26	8.85	53.0-54.0	0.63	231.01	0.30	110.01
7.0-8.0	5.36	23.96	2.55	11.41	54.0-55.0	0.56	231.57	0.27	110.27
8.0-9.0	5.94	29.90	2.83	14.24	55.0-56.0	0.49	232.06	0.23	110.51
9.0-10.0	6.48	36.38	3.09	17.32	56.0-57.0	0.45	232.51	0.21	110.72
10.0-11.0	6.96	43.34	3.32	20.64	57.0-58.0	0.44	232.95	0.21	110.93
11.0-12.0	7.38	50.72	3.51	24.15	58.0-59.0	0.42	233.37	0.20	111.13
12.0-13.0	7.70	58.42	3.67	27.82	59.0-60.0	0.40	233.77	0.19	111.32
13.0-14.0	7.93	66.34	3.77	31.59	60.0-61.0	0.40	234.17	0.19	111.51
14.0-15.0	8.05	74.39	3.83	35.42	61.0-62.0	0.39	234.57	0.19	111.70
15.0-16.0	8.08	82.47	3.85	39.27	62.0-63.0	0.36	234.92	0.17	111.87
16.0-17.0	8.03	90.50	3.82	43.10	63.0-64.0	0.32	235.25	0.15	112.02
17.0-18.0	7.91	98.42	3.77	46.86	64.0-65.0	0.29	235.53	0.14	112.16
18.0-19.0	7.75	106.16	3.69	50.55	65.0-66.0	0.25	235.79	0.12	112.28
19.0-20.0	7.54	113.70	3.59	54.14	66.0-67.0	0.22	236.01	0.11	112.39
20.0-21.0	7.32	121.02	3.48	57.63	67.0-68.0	0.19	236.20	0.09	112.48
21.0-22.0	7.07	128.09	3.37	60.99	68.0-69.0	0.17	236.37	0.08	112.56
22.0-23.0	6.81	134.90	3.25	64.24	69.0-70.0	0.14	236.52	0.07	112.63
23.0-24.0	6.56	141.46	3.12	67.36	70.0-71.0	0.12	236.64	0.06	112.68
24.0-25.0	6.30	147.76	3.00	70.36	71.0-72.0	0.10	236.74	0.05	112.73
25.0-26.0	6.04	153.80	2.88	73.24	72.0-73.0	0.09	236.83	0.04	112.78
26.0-27.0	5.78	159.58	2.75	75.99	73.0-74.0	0.07	236.90	0.03	112.81
27.0-28.0	5.52	165.10	2.63	78.62	74.0-75.0	0.06	236.96	0.03	112.84
28.0-29.0	5.26	170.35	2.50	81.12	75.0-76.0	0.04	237.00	0.02	112.86
29.0-30.0	4.99	175.35	2.38	83.50	76.0-77.0	0.03	237.03	0.01	112.87
30.0-31.0	4.72	180.07	2.25	85.75	77.0-78.0	0.01	237.04	0.01	112.88
31.0-32.0	4.46	184.53	2.12	87.87	78.0-79.0	0.00	237.05	0.00	112.88
32.0-33.0	4.19	188.72	2.00	89.87	79.0-80.0	0.00	237.05	0.00	112.88
33.0-34.0	3.94	192.66	1.88	91.74	80.0-81.0	0.00	237.05	0.00	112.88
34.0-35.0	3.70	196.36	1.76	93.50	81.0-82.0	0.00	237.05	0.00	112.88
35.0-36.0	3.47	199.83	1.65	95.16	82.0-83.0	0.00	237.05	0.00	112.88
36.0-37.0	3.24	203.07	1.54	96.70	83.0-84.0	0.00	237.05	0.00	112.88
37.0-38.0	3.02	206.08	1.44	98.14	84.0-85.0	0.00	237.05	0.00	112.88
38.0-39.0	2.80	208.88	1.33	99.47	85.0-86.0	0.00	237.05	0.00	112.88
39.0-40.0	2.58	211.46	1.23	100.70	86.0-87.0	0.00	237.05	0.00	112.88
40.0-41.0	2.38	213.84	1.13	101.83	87.0-88.0	0.00	237.05	0.00	112.88
41.0-42.0	2.18	216.02	1.04	102.87	88.0-89.0	0.00	237.05	0.00	112.88
42.0-43.0	2.01	218.03	0.96	103.82	89.0-90.0	0.00	237.05	0.00	112.88
43.0-44.0	1.85	219.88	0.88	104.70	90.0-91.0	0.00	237.05	0.00	112.88
44.0-45.0	1.70	221.57	0.81	105.51	91.0-92.0	0.00	237.05	0.00	112.88
45.0-46.0	1.55	223.12	0.74	106.25	92.0-93.0	0.00	237.05	0.00	112.88
46.0-47.0	1.41	224.53	0.67	106.92	93.0-94.0	0.00	237.05	0.00	112.88

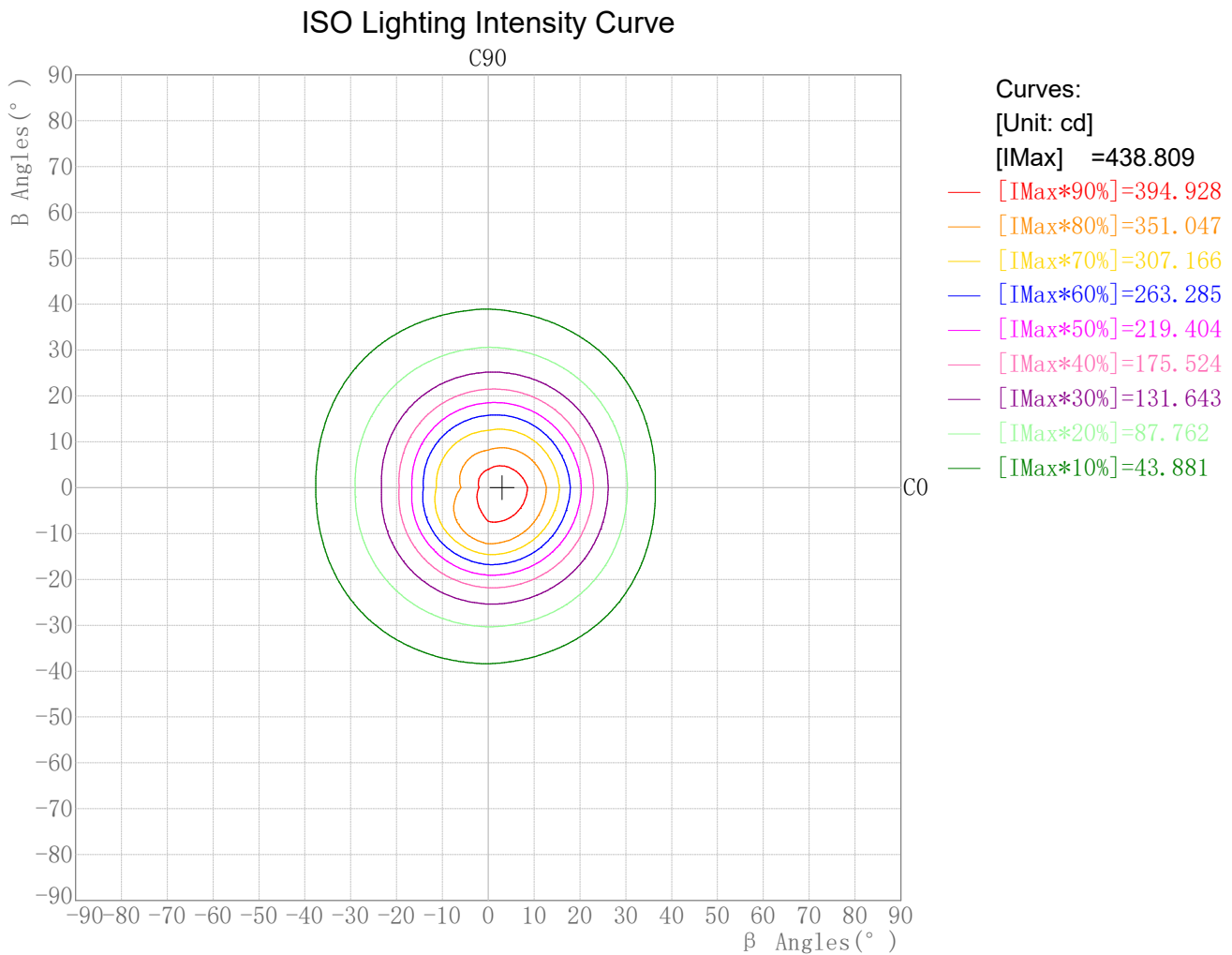
IES Indoor Report
Photometric Filename:1117.IES

Zonal Flux Tabulation - (Cont.)

Zone (γ)	Zone Flux (lm)	Sums Flux (lm)	Zone%Lamp	Sums%Lamp	Zone (γ)	Zone Flux (lm)	Sums Flux (lm)	Zone%Lamp	Sums%Lamp
94.0-95.0	0.00	237.05	0.00	112.88	141.0-142.0	0.00	237.05	0.00	112.88
95.0-96.0	0.00	237.05	0.00	112.88	142.0-143.0	0.00	237.05	0.00	112.88
96.0-97.0	0.00	237.05	0.00	112.88	143.0-144.0	0.00	237.05	0.00	112.88
97.0-98.0	0.00	237.05	0.00	112.88	144.0-145.0	0.00	237.05	0.00	112.88
98.0-99.0	0.00	237.05	0.00	112.88	145.0-146.0	0.00	237.05	0.00	112.88
99.0-100.0	0.00	237.05	0.00	112.88	146.0-147.0	0.00	237.05	0.00	112.88
100.0-101.0	0.00	237.05	0.00	112.88	147.0-148.0	0.00	237.05	0.00	112.88
101.0-102.0	0.00	237.05	0.00	112.88	148.0-149.0	0.00	237.05	0.00	112.88
102.0-103.0	0.00	237.05	0.00	112.88	149.0-150.0	0.00	237.05	0.00	112.88
103.0-104.0	0.00	237.05	0.00	112.88	150.0-151.0	0.00	237.05	0.00	112.88
104.0-105.0	0.00	237.05	0.00	112.88	151.0-152.0	0.00	237.05	0.00	112.88
105.0-106.0	0.00	237.05	0.00	112.88	152.0-153.0	0.00	237.05	0.00	112.88
106.0-107.0	0.00	237.05	0.00	112.88	153.0-154.0	0.00	237.05	0.00	112.88
107.0-108.0	0.00	237.05	0.00	112.88	154.0-155.0	0.00	237.05	0.00	112.88
108.0-109.0	0.00	237.05	0.00	112.88	155.0-156.0	0.00	237.05	0.00	112.88
109.0-110.0	0.00	237.05	0.00	112.88	156.0-157.0	0.00	237.05	0.00	112.88
110.0-111.0	0.00	237.05	0.00	112.88	157.0-158.0	0.00	237.05	0.00	112.88
111.0-112.0	0.00	237.05	0.00	112.88	158.0-159.0	0.00	237.05	0.00	112.88
112.0-113.0	0.00	237.05	0.00	112.88	159.0-160.0	0.00	237.05	0.00	112.88
113.0-114.0	0.00	237.05	0.00	112.88	160.0-161.0	0.00	237.05	0.00	112.88
114.0-115.0	0.00	237.05	0.00	112.88	161.0-162.0	0.00	237.05	0.00	112.88
115.0-116.0	0.00	237.05	0.00	112.88	162.0-163.0	0.00	237.05	0.00	112.88
116.0-117.0	0.00	237.05	0.00	112.88	163.0-164.0	0.00	237.05	0.00	112.88
117.0-118.0	0.00	237.05	0.00	112.88	164.0-165.0	0.00	237.05	0.00	112.88
118.0-119.0	0.00	237.05	0.00	112.88	165.0-166.0	0.00	237.05	0.00	112.88
119.0-120.0	0.00	237.05	0.00	112.88	166.0-167.0	0.00	237.05	0.00	112.88
120.0-121.0	0.00	237.05	0.00	112.88	167.0-168.0	0.00	237.05	0.00	112.88
121.0-122.0	0.00	237.05	0.00	112.88	168.0-169.0	0.00	237.05	0.00	112.88
122.0-123.0	0.00	237.05	0.00	112.88	169.0-170.0	0.00	237.05	0.00	112.88
123.0-124.0	0.00	237.05	0.00	112.88	170.0-171.0	0.00	237.05	0.00	112.88
124.0-125.0	0.00	237.05	0.00	112.88	171.0-172.0	0.00	237.05	0.00	112.88
125.0-126.0	0.00	237.05	0.00	112.88	172.0-173.0	0.00	237.05	0.00	112.88
126.0-127.0	0.00	237.05	0.00	112.88	173.0-174.0	0.00	237.05	0.00	112.88
127.0-128.0	0.00	237.05	0.00	112.88	174.0-175.0	0.00	237.05	0.00	112.88
128.0-129.0	0.00	237.05	0.00	112.88	175.0-176.0	0.00	237.05	0.00	112.88
129.0-130.0	0.00	237.05	0.00	112.88	176.0-177.0	0.00	237.05	0.00	112.88
130.0-131.0	0.00	237.05	0.00	112.88	177.0-178.0	0.00	237.05	0.00	112.88
131.0-132.0	0.00	237.05	0.00	112.88	178.0-179.0	0.00	237.05	0.00	112.88
132.0-133.0	0.00	237.05	0.00	112.88	179.0-180.0	0.00	237.05	0.00	112.88
133.0-134.0	0.00	237.05	0.00	112.88					
134.0-135.0	0.00	237.05	0.00	112.88					
135.0-136.0	0.00	237.05	0.00	112.88					
136.0-137.0	0.00	237.05	0.00	112.88					
137.0-138.0	0.00	237.05	0.00	112.88					
138.0-139.0	0.00	237.05	0.00	112.88					
139.0-140.0	0.00	237.05	0.00	112.88					
140.0-141.0	0.00	237.05	0.00	112.88					

Rectangle ISO Lighting Intensity Diagram

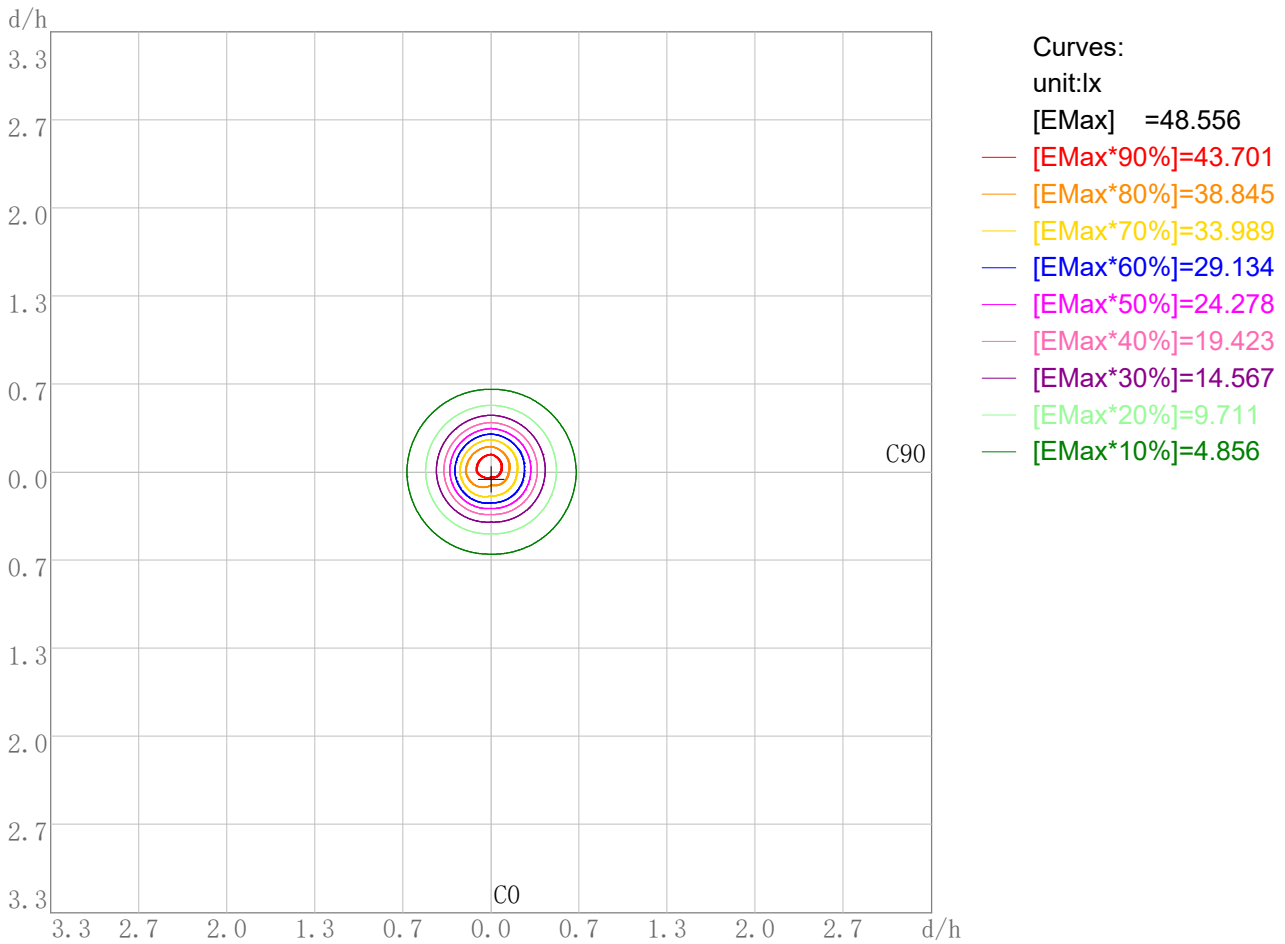
Lum. Name: LED Lamp	Lum. Catalog:	Test ID: t001
Lamp Name: led	Lamp Catalog: LED	Test Lab: volnic
Manufacture:	Test Machine:GON-2000	Test Date: 2024/01/26



Plane ISO-Illuminance Diagram

Lum. Name: LED Lamp	Lum. Catalog:	Test ID: t001
Lamp Name: led	Lamp Catalog: LED	Test Lab: volnic
Manufacture:	Test Machine:GON-2000	Test Date: 2024/01/26

Plane ISO-Illuminance Curve



Working Plane Luminaire Mounting Height(m): 3.00
Working Plane Maximum Illuminance(lx): 48.56
Working Plane Maximum Illuminance Position(d/h):H0.0 V0.1

3D Plane ISO Illuminance Diagram

Lum. Name: LED Lamp	Lum. Catalog:	Test ID: t001
Lamp Name: led	Lamp Catalog: LED	Test Lab: volnic
Manufacture:	Test Machine:GON-2000	Test Date: 2024/01/26

3D Plane Illuminance Modal

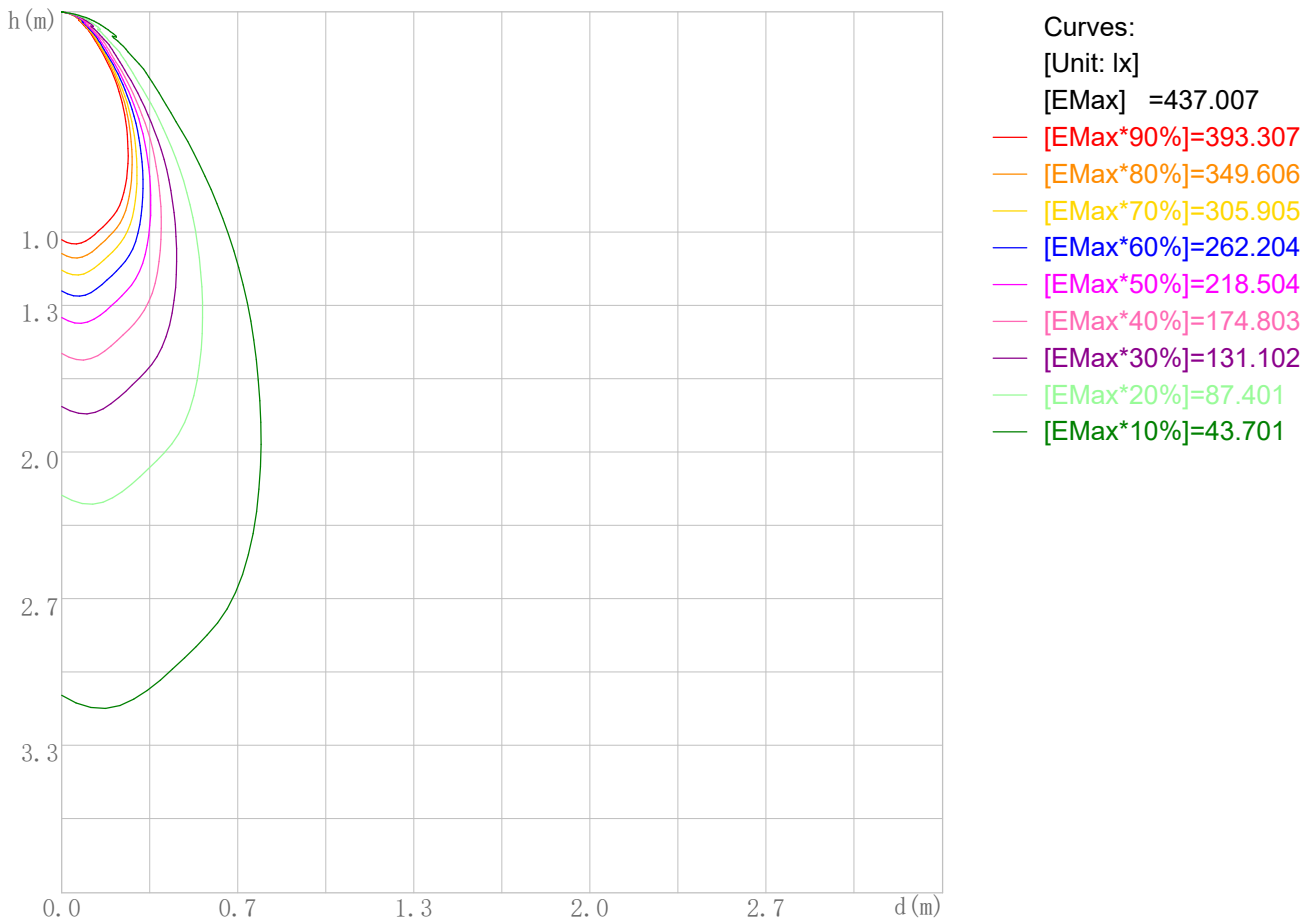


Curves: 3D Model — 90% — 80% — 70% — 60% — 50% — 40% — 30% — 20% — 10% —
View Angles(deg): 0 Height(m): 3.0 Distance(m): 10.0

Space ISO Illuminance Diagram

Lum. Name: LED Lamp	Lum. Catalog:	Test ID: t001
Lamp Name: led	Lamp Catalog: LED	Test Lab: volnic
Manufacture:	Test Machine:GON-2000	Test Date: 2024/01/26

Space ISO Illuminance Curve

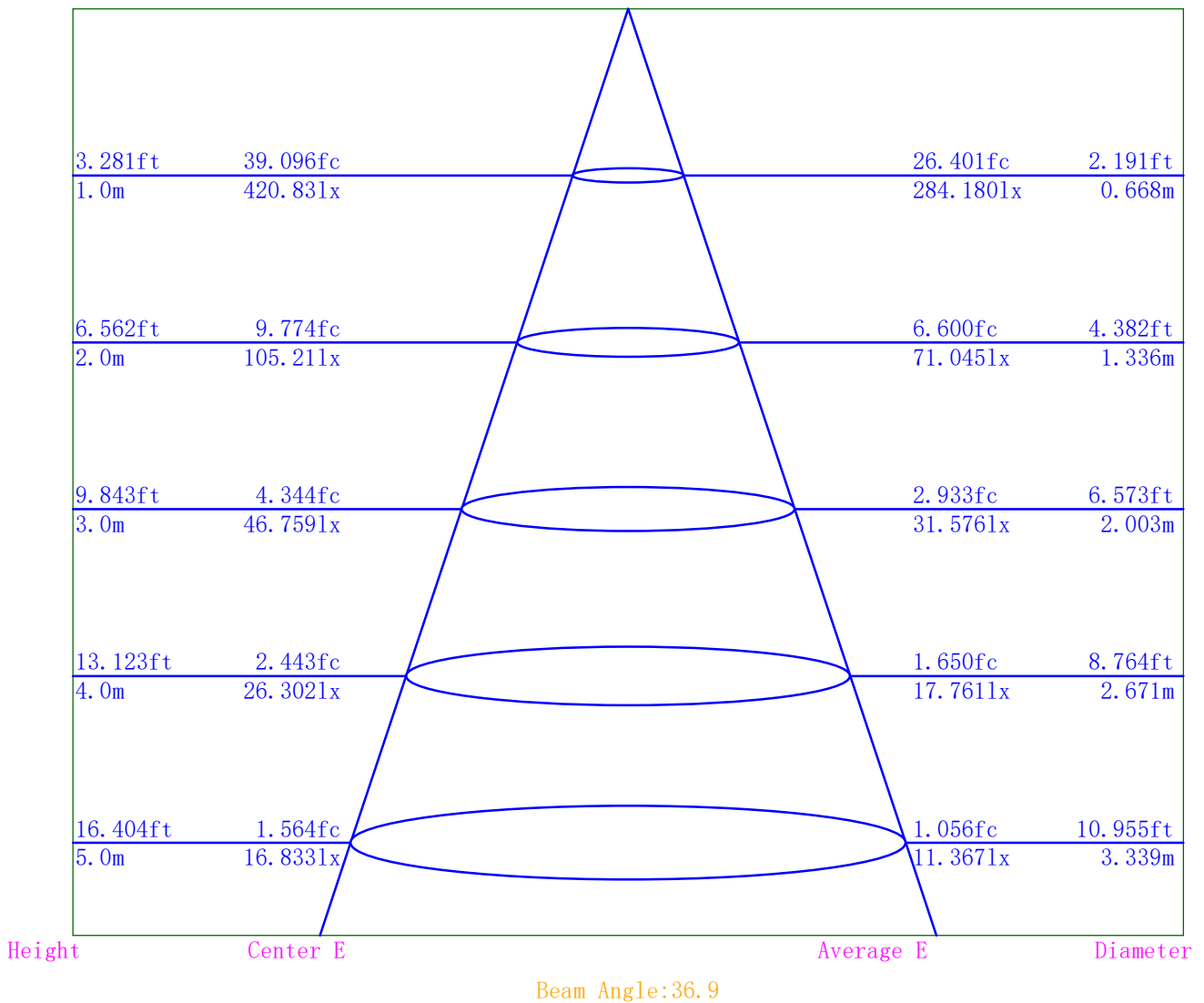


Space Plane Maximum Illuminance and @Angle:437.01lx,3.0deg
Plane Maximum Lighting Intensity and @Angle:438.809cd,0deg

Illuminance-Distance Diagram

Lum. Name: LED Lamp	Lum. Catalog:	Test ID: t001
Lamp Name: led	Lamp Catalog: LED	Test Lab: volnic
Manufacture:	Test Machine:GON-2000	Test Date: 2024/01/26

Illuminance-Distance Curve



Indoor Luminance Limiting Curves

Lum. Name: LED Lamp	Lum. Catalog:	Test ID: t001
Lamp Name: led	Lamp Catalog: LED	Test Lab: volnic
Manufacture:	Test Machine:GON-2000	Test Date: 2024/01/26

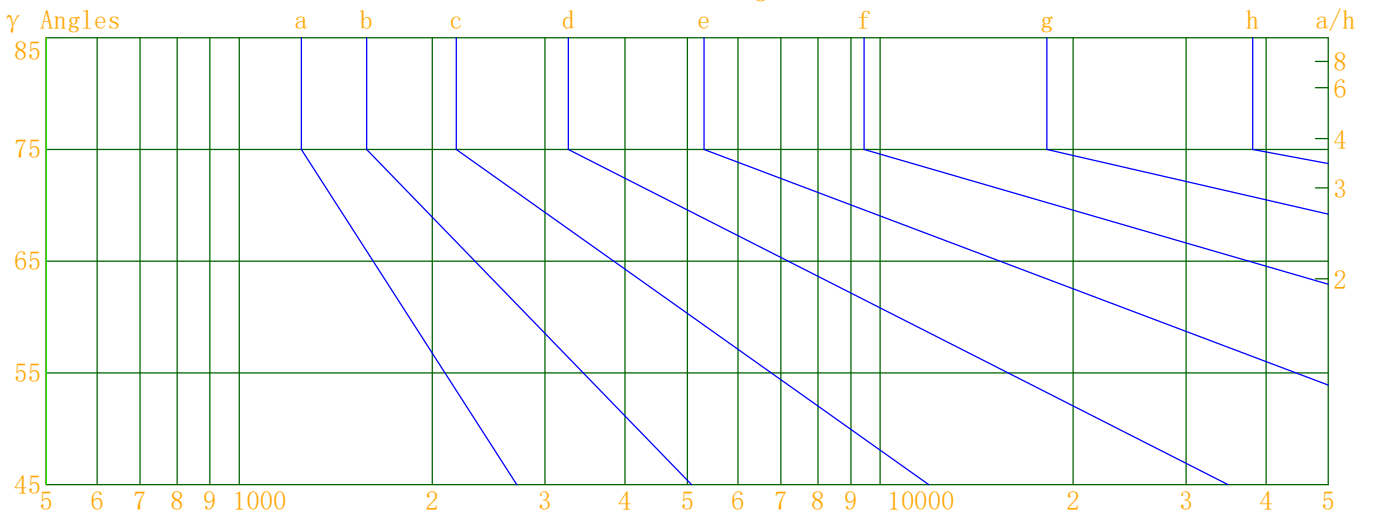
Glare Grade Table

GI	Quality	Using Illuminance							
		a	b	c	d	e	f	g	h
1.15	A	2000	1000	500	<=300				
1.5	B		2000	1000	500	<=300			
1.85	C			2000	1000	500	<=300		
2.2	D				2000	1000	500	<=300	
2.55	E	a				2000	1000	500	<=300
			b	c	d	e	f	g	h

Luminance Table

Gama (deg)	45	50	55	60	65	70	75	80	85
C0	0	0	0	0	0	0	0	0	0
C90	0	0	0	0	0	0	0	0	0

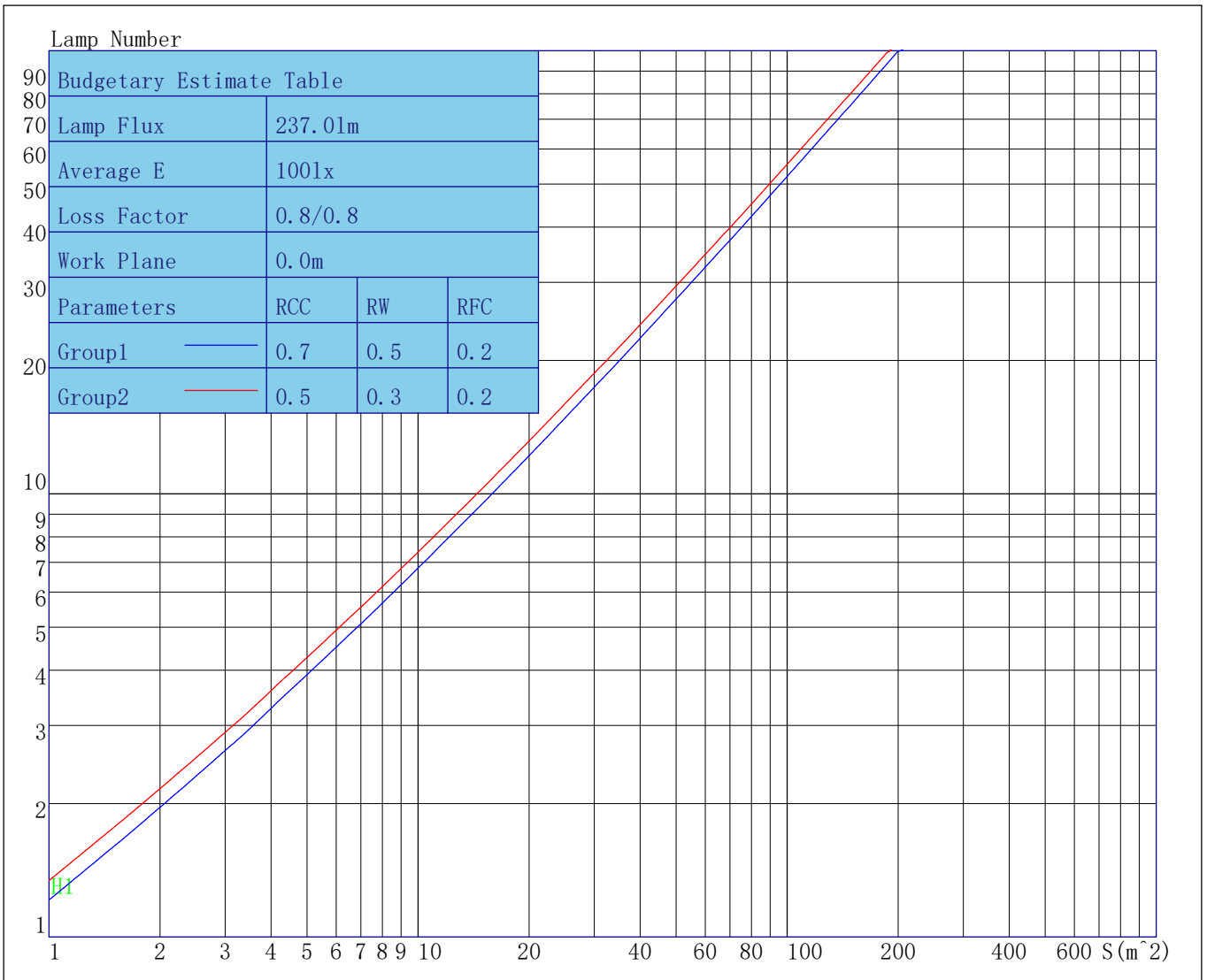
Luminance Limiting Curve



Luminous Size: Length(m)=0.000 Width(m)=0.000 Height(m)=0.000 Area(m^2)=0.000000
 Luminous Type: Without Luminous Side
 Luminous Curves: C0-C180 Color: — C90-C270 Color: —

Indoor Budgetary Estimate Table

Lum. Name: LED Lamp	Lum. Catalog:	Test ID: t001
Lamp Name: led	Lamp Catalog: LED	Test Lab: volnic
Manufacture:	Test Machine:GON-2000	Test Date: 2024/01/26



Parameters1: Rhocc = 0.7 Rhow = 0.5 Rhofc = 0.2 LLF = 0.8
 Parameters2: Rhocc = 0.5 Rhow = 0.3 Rhofc = 0.2 LLF = 0.8
 Average Illuminance(lx): 100 Cavity Height: H1(m) = 2

Indoor Coefficient of Utilization Table

Lum. Name: LED Lamp	Lum. Catalog:	Test ID: t001
Lamp Name: led	Lamp Catalog: LED	Test Lab: volnic
Manufacture:	Test Machine:GON-2000	Test Date: 2024/01/26

Coefficients of Utilization - Zonal Cavity Method																		
Coef.	Effective Floor Cavity Reflectance RFC=0.20																	
RhoCC (%)	80				70				50			30			10			0
RhoW (%)	70	50	30	10	70	50	30	10	50	30	10	50	30	10	50	30	10	0
RCR	Coefficient of Utilization (%)																	
0	134	134	134	134	131	131	131	131	125	125	125	120	120	120	115	115	115	113
1	128	125	122	120	125	123	120	118	118	116	114	114	112	111	110	109	108	106
2	122	117	112	109	120	115	111	107	111	108	105	108	105	103	105	103	101	99
3	116	109	104	99	114	108	103	99	105	100	97	102	98	95	99	96	94	92
4	111	102	96	92	109	101	95	91	99	94	90	96	92	89	94	91	88	86
5	105	96	90	85	104	95	89	85	93	88	84	91	87	83	90	86	83	81
6	101	91	84	80	99	90	84	79	88	83	79	87	82	78	85	81	78	76
7	96	86	79	75	94	85	79	75	84	78	74	82	78	74	81	77	73	72
8	92	81	75	71	90	81	75	70	80	74	70	78	74	70	77	73	70	68
9	88	77	71	67	87	77	71	67	76	70	66	75	70	66	74	69	66	65
10	84	74	68	63	83	73	67	63	72	67	63	72	67	63	71	66	63	61

Unified Glare Rating Table

Lum. Name: LED Lamp	Lum. Catalog:	Test ID: t001
Lamp Name: led	Lamp Catalog: LED	Test Lab: volnic
Manufacture:	Test Machine:GON-2000	Test Date: 2024/01/26

Unified Glare Rating Table

Ceiling RCC	0.70	0.70	0.50	0.50	0.30	0.70	0.70	0.50	0.50	0.30
Wall RW	0.50	0.30	0.50	0.30	0.30	0.50	0.30	0.50	0.30	0.30
Floor RFC	0.20	0.20	0.20	0.20	0.20	0.20	0.20	0.20	0.20	0.20
Room Size	Vewed crosswise					Vewed endwise				
X=2H Y=2H	-6.6	-5.4	-6.2	-5.1	-4.7	-6.6	-5.4	-6.2	-5.1	-4.7
Y=3H	-6.8	-5.7	-6.4	-5.4	-5.0	-6.8	-5.7	-6.4	-5.4	-5.0
Y=4H	-6.9	-5.9	-6.5	-5.5	-5.1	-6.9	-5.9	-6.5	-5.5	-5.1
Y=6H	-7.0	-6.0	-6.6	-5.7	-5.3	-7.0	-6.0	-6.6	-5.7	-5.3
Y=8H	-7.1	-6.1	-6.7	-5.7	-5.3	-7.1	-6.1	-6.7	-5.7	-5.3
Y=12H	-7.1	-6.2	-6.7	-5.8	-5.4	-7.1	-6.2	-6.7	-5.8	-5.4
X=4H Y=2H	-6.9	-5.9	-6.5	-5.5	-5.1	-6.9	-5.9	-6.5	-5.5	-5.1
Y=3H	-7.1	-6.2	-6.7	-5.8	-5.4	-7.1	-6.2	-6.7	-5.8	-5.4
Y=4H	-7.3	-6.4	-6.8	-6.0	-5.5	-7.3	-6.4	-6.8	-6.0	-5.5
Y=6H	-7.4	-6.6	-6.9	-6.2	-5.7	-7.4	-6.6	-6.9	-6.2	-5.7
Y=8H	-7.4	-6.7	-7.0	-6.3	-5.8	-7.4	-6.7	-7.0	-6.3	-5.8
Y=12H	-7.5	-6.8	-7.0	-6.3	-5.9	-7.5	-6.8	-7.0	-6.3	-5.9
X=8H Y=4H	-7.4	-6.7	-7.0	-6.3	-5.8	-7.4	-6.7	-7.0	-6.3	-5.8
Y=6H	-7.6	-6.9	-7.1	-6.4	-5.9	-7.6	-6.9	-7.1	-6.4	-5.9
Y=8H	-7.7	-7.1	-7.2	-6.5	-6.1	-7.7	-7.1	-7.2	-6.5	-6.1
Y=12H	-7.7	-7.2	-7.2	-6.7	-6.1	-7.7	-7.2	-7.2	-6.7	-6.1
X=12H Y=4H	-7.5	-6.8	-7.0	-6.3	-5.9	-7.5	-6.8	-7.0	-6.3	-5.9
Y=6H	-7.7	-7.0	-7.1	-6.6	-6.0	-7.7	-7.0	-7.1	-6.6	-6.0
Y=8H	-7.7	-7.2	-7.2	-6.7	-6.1	-7.7	-7.2	-7.2	-6.7	-6.1
Variations with the objerver position at spacings										
S=1.0H	0.0/0.0					0.0/0.0				
S=1.5H	0.0/0.0					0.0/0.0				
S=2.0H	0.0/0.0					0.0/0.0				
Reduced UGR Table:										
Nordic Standard Table:	BKO					BKO				
Correction Value	0.0					0.0				

o the CIE Pub. 117, data has been corrected, refers to the lamp's lumens 8.2flm.

IES Indoor Report

Photometric Filename:1117.IES

Candela Tabulation

V/H	C0.0	C90.0	C180.0	C270.0
γ 0.0	420.83	420.83	420.83	420.83
γ 1.0	430.43	418.32	408.02	422.35
γ 2.0	436.66	412.40	394.75	419.89
γ 3.0	438.81	404.32	381.49	415.85
γ 4.0	436.55	394.75	369.41	411.03
γ 5.0	430.48	384.27	359.08	406.07
γ 6.0	421.82	373.71	350.71	401.11
γ 7.0	411.57	363.14	343.81	396.56
γ 8.0	400.88	352.86	337.32	391.99
γ 9.0	390.36	342.74	330.15	386.52
γ 10.0	380.14	332.98	321.59	379.09
γ 11.0	370.13	323.10	311.22	368.95
γ 12.0	359.39	312.82	298.45	355.09
γ 13.0	347.08	301.32	283.33	338.18
γ 14.0	332.72	288.78	266.14	319.13
γ 15.0	316.48	274.68	248.14	299.13
γ 16.0	298.81	259.61	230.12	278.77
γ 17.0	280.34	243.47	212.88	258.61
γ 18.0	261.49	227.47	196.52	239.11
γ 19.0	242.74	211.49	181.49	220.58
γ 20.0	224.78	196.32	167.49	203.50
γ 21.0	207.24	181.81	155.10	187.59
γ 22.0	190.46	168.18	143.87	172.97
γ 23.0	174.87	155.52	133.96	159.25
γ 24.0	160.04	143.94	124.96	146.93
γ 25.0	146.32	133.40	116.71	135.59
γ 26.0	133.57	123.84	108.99	125.04
γ 27.0	121.74	115.04	101.56	115.39
γ 28.0	110.75	106.82	94.42	106.39
γ 29.0	100.36	99.15	87.77	97.98
γ 30.0	90.69	91.86	81.43	90.23
γ 31.0	81.75	85.00	75.28	82.81
γ 32.0	73.15	78.51	69.74	76.04
γ 33.0	65.18	72.19	64.62	70.07
γ 34.0	58.06	66.43	59.66	64.54
γ 35.0	51.81	61.31	55.04	59.47
γ 36.0	46.09	56.63	50.63	54.69
γ 37.0	40.99	52.16	46.36	49.94
γ 38.0	36.49	47.76	42.23	45.57
γ 39.0	32.32	43.64	38.37	41.45
γ 40.0	28.51	39.78	34.65	37.41
γ 41.0	25.22	36.13	31.31	33.81
γ 42.0	22.36	33.18	28.02	30.31
γ 43.0	20.10	30.55	24.83	27.39
γ 44.0	18.30	27.90	21.93	24.85
γ 45.0	16.73	25.34	19.24	22.35
γ 46.0	15.34	23.05	16.65	19.92

IES Indoor Report

Photometric Filename:1117.IES

Candela Tabulation - (Cont.)

V/H	C0.0	C90.0	C180.0	C270.0
γ 47.0	14.03	20.77	14.34	17.67
γ 48.0	12.95	18.53	12.12	15.41
γ 49.0	11.91	16.44	10.45	13.38
γ 50.0	11.12	14.39	8.60	11.63
γ 51.0	9.87	12.50	7.15	10.09
γ 52.0	8.82	10.77	6.11	9.12
γ 53.0	7.95	9.41	4.96	8.37
γ 54.0	7.14	8.05	4.07	7.36
γ 55.0	6.71	6.82	3.28	6.53
γ 56.0	6.20	5.72	2.70	5.71
γ 57.0	5.69	4.70	2.75	5.91
γ 58.0	5.15	3.82	3.31	6.41
γ 59.0	4.43	3.64	3.11	6.18
γ 60.0	4.26	4.09	2.71	5.67
γ 61.0	5.05	4.22	2.32	5.28
γ 62.0	4.99	3.87	1.82	4.90
γ 63.0	4.61	3.41	1.43	4.46
γ 64.0	4.20	2.93	1.04	4.11
γ 65.0	3.86	2.53	0.71	3.81
γ 66.0	3.53	2.10	0.39	3.48
γ 67.0	3.29	1.68	0.15	3.10
γ 68.0	2.96	1.34	0.00	2.74
γ 69.0	2.74	0.95	0.00	2.41
γ 70.0	2.49	0.57	0.00	2.12
γ 71.0	2.27	0.28	0.00	1.81
γ 72.0	2.04	0.02	0.00	1.56
γ 73.0	1.79	0.00	0.00	1.29
γ 74.0	1.48	0.00	0.00	1.00
γ 75.0	1.15	0.00	0.00	0.73
γ 76.0	0.81	0.00	0.00	0.51
γ 77.0	0.55	0.00	0.00	0.23
γ 78.0	0.25	0.00	0.00	0.00
γ 79.0	0.03	0.00	0.00	0.00
γ 80.0	0.00	0.00	0.00	0.00
γ 81.0	0.00	0.00	0.00	0.00
γ 82.0	0.00	0.00	0.00	0.00
γ 83.0	0.00	0.00	0.00	0.00
γ 84.0	0.00	0.00	0.00	0.00
γ 85.0	0.00	0.00	0.00	0.00
γ 86.0	0.00	0.00	0.00	0.00
γ 87.0	0.00	0.00	0.00	0.00
γ 88.0	0.00	0.00	0.00	0.00
γ 89.0	0.00	0.00	0.00	0.00
γ 90.0	0.00	0.00	0.00	0.00
γ 91.0	0.00	0.00	0.00	0.00
γ 92.0	0.00	0.00	0.00	0.00
γ 93.0	0.00	0.00	0.00	0.00

IES Indoor Report
Photometric Filename:1117.IES

Candela Tabulation - (Cont.)

V/H	C0.0	C90.0	C180.0	C270.0
γ 94.0	0.00	0.00	0.00	0.00
γ 95.0	0.00	0.00	0.00	0.00
γ 96.0	0.00	0.00	0.00	0.00
γ 97.0	0.00	0.00	0.00	0.00
γ 98.0	0.00	0.00	0.00	0.00
γ 99.0	0.00	0.00	0.00	0.00
γ 100.0	0.00	0.00	0.00	0.00
γ 101.0	0.00	0.00	0.00	0.00
γ 102.0	0.00	0.00	0.00	0.00
γ 103.0	0.00	0.00	0.00	0.00
γ 104.0	0.00	0.00	0.00	0.00
γ 105.0	0.00	0.00	0.00	0.00
γ 106.0	0.00	0.00	0.00	0.00
γ 107.0	0.00	0.00	0.00	0.00
γ 108.0	0.00	0.00	0.00	0.00
γ 109.0	0.00	0.00	0.00	0.00
γ 110.0	0.00	0.00	0.00	0.00
γ 111.0	0.00	0.00	0.00	0.00
γ 112.0	0.00	0.00	0.00	0.00
γ 113.0	0.00	0.00	0.00	0.00
γ 114.0	0.00	0.00	0.00	0.00
γ 115.0	0.00	0.00	0.00	0.00
γ 116.0	0.00	0.00	0.00	0.00
γ 117.0	0.00	0.00	0.00	0.00
γ 118.0	0.00	0.00	0.00	0.00
γ 119.0	0.00	0.00	0.00	0.00
γ 120.0	0.00	0.00	0.00	0.00
γ 121.0	0.00	0.00	0.00	0.00
γ 122.0	0.00	0.00	0.00	0.00
γ 123.0	0.00	0.00	0.00	0.00
γ 124.0	0.00	0.00	0.00	0.00
γ 125.0	0.00	0.00	0.00	0.00
γ 126.0	0.00	0.00	0.00	0.00
γ 127.0	0.00	0.00	0.00	0.00
γ 128.0	0.00	0.00	0.00	0.00
γ 129.0	0.00	0.00	0.00	0.00
γ 130.0	0.00	0.00	0.00	0.00
γ 131.0	0.00	0.00	0.00	0.00
γ 132.0	0.00	0.00	0.00	0.00
γ 133.0	0.00	0.00	0.00	0.00
γ 134.0	0.00	0.00	0.00	0.00
γ 135.0	0.00	0.00	0.00	0.00
γ 136.0	0.00	0.00	0.00	0.00
γ 137.0	0.00	0.00	0.00	0.00
γ 138.0	0.00	0.00	0.00	0.00
γ 139.0	0.00	0.00	0.00	0.00
γ 140.0	0.00	0.00	0.00	0.00

IES Indoor Report

Photometric Filename:1117.IES

Candela Tabulation - (Cont.)

V/H	C0.0	C90.0	C180.0	C270.0
γ 141.0	0.00	0.00	0.00	0.00
γ 142.0	0.00	0.00	0.00	0.00
γ 143.0	0.00	0.00	0.00	0.00
γ 144.0	0.00	0.00	0.00	0.00
γ 145.0	0.00	0.00	0.00	0.00
γ 146.0	0.00	0.00	0.00	0.00
γ 147.0	0.00	0.00	0.00	0.00
γ 148.0	0.00	0.00	0.00	0.00
γ 149.0	0.00	0.00	0.00	0.00
γ 150.0	0.00	0.00	0.00	0.00
γ 151.0	0.00	0.00	0.00	0.00
γ 152.0	0.00	0.00	0.00	0.00
γ 153.0	0.00	0.00	0.00	0.00
γ 154.0	0.00	0.00	0.00	0.00
γ 155.0	0.00	0.00	0.00	0.00
γ 156.0	0.00	0.00	0.00	0.00
γ 157.0	0.00	0.00	0.00	0.00
γ 158.0	0.00	0.00	0.00	0.00
γ 159.0	0.00	0.00	0.00	0.00
γ 160.0	0.00	0.00	0.00	0.00
γ 161.0	0.00	0.00	0.00	0.00
γ 162.0	0.00	0.00	0.00	0.00
γ 163.0	0.00	0.00	0.00	0.00
γ 164.0	0.00	0.00	0.00	0.00
γ 165.0	0.00	0.00	0.00	0.00
γ 166.0	0.00	0.00	0.00	0.00
γ 167.0	0.00	0.00	0.00	0.00
γ 168.0	0.00	0.00	0.00	0.00
γ 169.0	0.00	0.00	0.00	0.00
γ 170.0	0.00	0.00	0.00	0.00
γ 171.0	0.00	0.00	0.00	0.00
γ 172.0	0.00	0.00	0.00	0.00
γ 173.0	0.00	0.00	0.00	0.00
γ 174.0	0.00	0.00	0.00	0.00
γ 175.0	0.00	0.00	0.00	0.00
γ 176.0	0.00	0.00	0.00	0.00
γ 177.0	0.00	0.00	0.00	0.00
γ 178.0	0.00	0.00	0.00	0.00
γ 179.0	0.00	0.00	0.00	0.00
γ 180.0	0.00	0.00	0.00	0.00