

Floodlight Summary:

Report based on lamp delivering 1000 lumens.

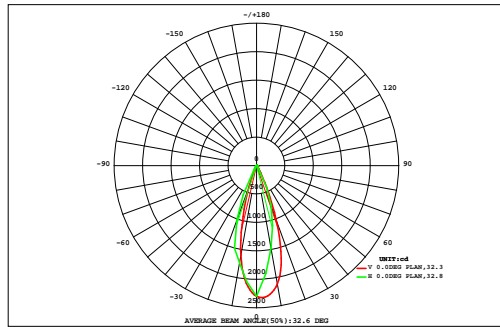
Maximum Intensity (Luminaire orientation as tested.)		3179.2 cd per klm. 0.0 degrees vertical -2.0 degrees horizontal
Beam Spread	At 10% of Imax	55.7V x 50.1H
	At 50% of Imax	32.9V x 32.3H
	At 90% of Imax	8.1V x 15.2H
Beam Flux	Total	991.6 lumens per klm.
	To 10% of Imax	876.5 lumens per klm.
	To 50% of Imax	512.3 lumens per klm.
	To 90% of Imax	65.8 lumens per klm.
	Upward LOR	0.0 %
	Downward LOR	99.2 %
Luminaire Efficiency(Light Output Ratio)		100.0 %

H(β) Range:-90 - 90DEG
H(β) Interval: 1.0DEG
Test Speed: HIGH
Temperature:25.3DEG
Operators:AED
Test Date:2023-06-30

V(B) Range:-45 - 45DEG
V(B) Interval: 5.0DEG
Test System:EVERFINE GO-2000B_V1 SYSTEM V2.00.411
Humidity:65.0%
Test Distance:5.780m [K=1.0000]
Remarks:

LUMINAIRE PHOTOMETRIC TEST REPORT

Test:U:220.33V I:0.1073A P:11.403W PF:0.4823 Freq:50.00Hz Lamp Flux:729.916x1 lm		
NAME: 6460	TYPE:Indoor Lighting	WEIGHT:0.3kg
SPEC.:12W	DIM.: φ4.7*10*15	SERIAL No.:12
MFR.: NORDECOR	SUR.:3cm	Shielding Angle:24°



DATA OF LAMP		Eff:64.01lm/W	
MODEL		Imax(cd)	2321
NOMINAL POWER(W)	12W	AVAILABILITY(%)	89.8
RATED VOLTAGE(V)	220	Avai. FLUX(lm)	655.2
NOMINAL FLUX(lm)	729.916	LOR(%)	100.0
LAMPS INSIDE	1	TOTAL FLUX(lm)	729.9
TEST VOLTAGE(V)	220.2	q @50%(H,V)	32,33DEG

VERTICAL(DEG)	AREA FLUX DIAGRAM																UNIT:lm		F t	F a
	90	80	70	60	50	40	30	20	10	0	10	20	30	40	50	60	70	80	90	
90	0.00	0.00	0.00	0.00	0.00	0.00	0.00	0.00	0.00	0.00	0.00	0.00	0.00	0.00	0.00	0.00	0.00	0.00	0.00	
80	0.00	0.00	0.00	0.00	0.00	0.00	0.00	0.00	0.00	0.00	0.00	0.00	0.00	0.00	0.00	0.00	0.00	0.00	0.00	
70	0.00	0.00	0.00	0.00	0.00	0.00	0.00	0.00	0.00	0.00	0.00	0.00	0.00	0.00	0.00	0.00	0.00	0.00	0.00	
60	0.00	0.00	0.00	0.00	0.00	0.00	0.00	0.00	0.00	0.00	0.00	0.00	0.00	0.00	0.00	0.00	0.00	0.00	0.00	
50	0.00	0.00	0.00	0.00	0.00	0.00	0.00	0.00	0.00	0.00	0.00	0.00	0.00	0.00	0.00	0.00	0.00	0.00	0.00	
40	0.00	0.00	0.01	0.03	0.09	0.16	0.23	0.30	0.35	0.36	0.31	0.25	0.17	0.09	0.02	0.00	0.00	0.00	2.36	0.00
30	0.00	0.01	0.03	0.09	0.20	0.34	0.65	1.33	2.11	2.06	1.31	0.67	0.35	0.18	0.07	0.01	0.00	0.00	9.42	0.00
20	0.00	0.01	0.04	0.14	0.28	0.52	1.47	5.67	12.4	12.8	6.67	1.74	0.57	0.27	0.11	0.02	0.01	0.00	42.7	31.0
10	0.00	0.02	0.06	0.19	0.38	0.89	4.02	19.5	41.1	40.1	18.5	3.75	0.91	0.36	0.16	0.04	0.01	0.00	130	121
0	0.00	0.02	0.07	0.21	0.44	1.21	7.17	33.8	58.4	56.2	30.3	6.53	1.13	0.41	0.18	0.04	0.01	0.00	196	188
-10	0.00	0.02	0.07	0.22	0.47	1.38	9.32	37.2	59.7	57.7	30.4	6.14	1.11	0.42	0.18	0.04	0.01	0.00	204	197
-20	0.00	0.02	0.06	0.19	0.39	0.98	4.59	16.4	30.1	28.4	11.3	2.50	0.77	0.36	0.15	0.03	0.01	0.00	96.2	88.5
-30	0.00	0.01	0.04	0.13	0.30	0.64	2.02	7.23	12.1	10.3	4.35	1.31	0.54	0.27	0.09	0.02	0.00	0.00	39.4	29.0
-40	0.00	0.01	0.02	0.08	0.20	0.37	0.60	0.68	0.81	0.92	0.74	0.51	0.35	0.17	0.05	0.01	0.00	0.00	5.52	0.00
-50	0.00	0.00	0.01	0.04	0.11	0.25	0.42	0.59	0.67	0.61	0.50	0.37	0.21	0.08	0.01	0.00	0.00	0.00	3.89	0.00
-60	0.00	0.00	0.00	0.00	0.00	0.00	0.00	0.00	0.00	0.00	0.00	0.00	0.00	0.00	0.00	0.00	0.00	0.00	0.00	0.00
-70	0.00	0.00	0.00	0.00	0.00	0.00	0.00	0.00	0.00	0.00	0.00	0.00	0.00	0.00	0.00	0.00	0.00	0.00	0.00	0.00
-80	0.00	0.00	0.00	0.00	0.00	0.00	0.00	0.00	0.00	0.00	0.00	0.00	0.00	0.00	0.00	0.00	0.00	0.00	0.00	0.00
-90	0.00	0.00	0.00	0.00	0.00	0.00	0.00	0.00	0.00	0.00	0.00	0.00	0.00	0.00	0.00	0.00	0.00	0.00	0.00	0.00
	-90	-80	-70	-60	-50	-40	-30	-20	HORIZONTAL(DEG)	20	30	40	50	60	70	80	90			
F t	0.02	0.12	0.41	1.33	2.87	6.76	30.5	123	218	209	104	23.8	6.11	2.62	1.01	0.23	0.06	0.01	730	---
F a	0.00	0.00	0.00	0.00	0.00	0.00	19.0	116	211	203	95.7	10.8	0.00	0.00	0.00	0.00	0.00	0.00	---	655

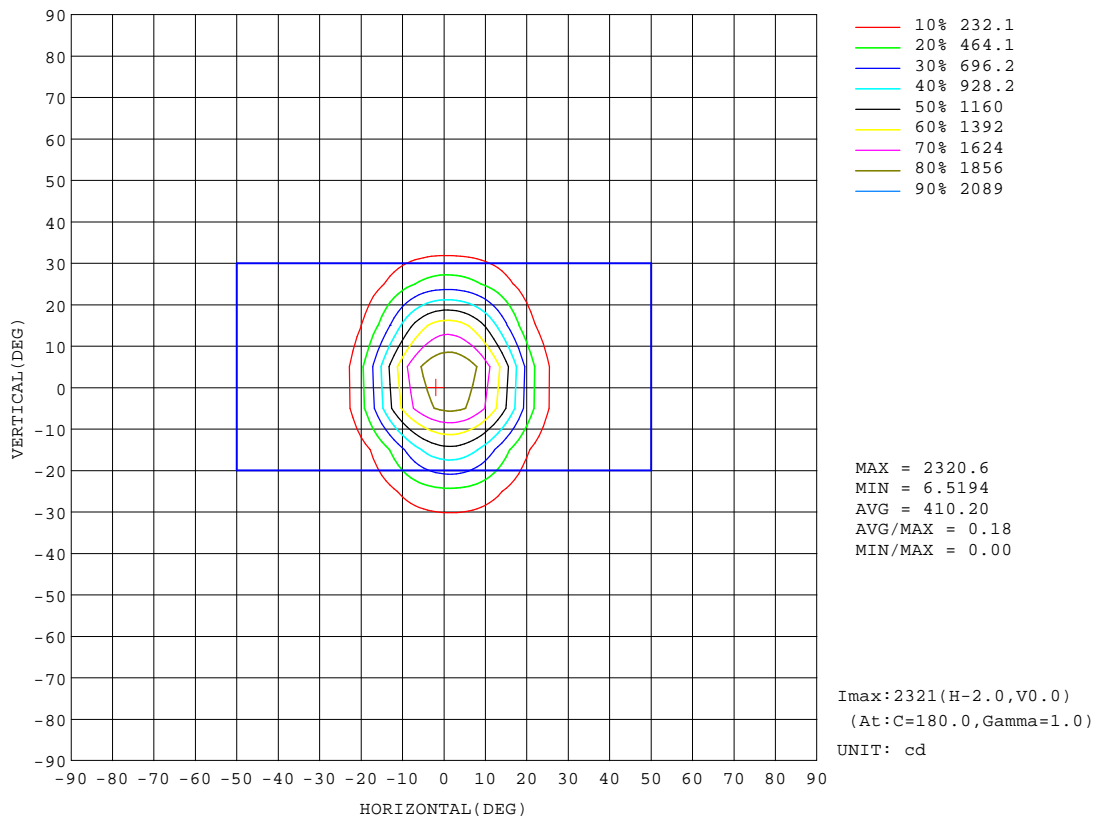
one-half-peak spread: U:14.4,D:18.7 , L:17.1,R:15.4 NEMA Beam Type: Type 4

H(h) Range:-90 - 90DEG
H(h) Interval: 1.0DEG
Test Speed: HIGH
Temperature:25.3DEG
Operators:AED
Test Date:2023-06-30

V(B) Range:-45 - 45DEG
V(B) Interval: 5.0DEG
Test System:EVERFINE GO-2000B_V1 SYSTEM V2.00.411
Humidity:65.0%
Test Distance:5.780m [K=1.0000]
Remarks:

ISOCANDELA DIAGRAM

Test:U:220.33V I:0.1073A P:11.403W PF:0.4823 Freq:50.00Hz Lamp Flux:729.916x1 lm		
NAME: 6460	TYPE:Indoor Lighting	WEIGHT:0.3kg
SPEC.:12W	DIM.: φ4.7*10*15	SERIAL No.:12
MFR.: NORDECOR	SUR.:3cm	Shielding Angle:24°

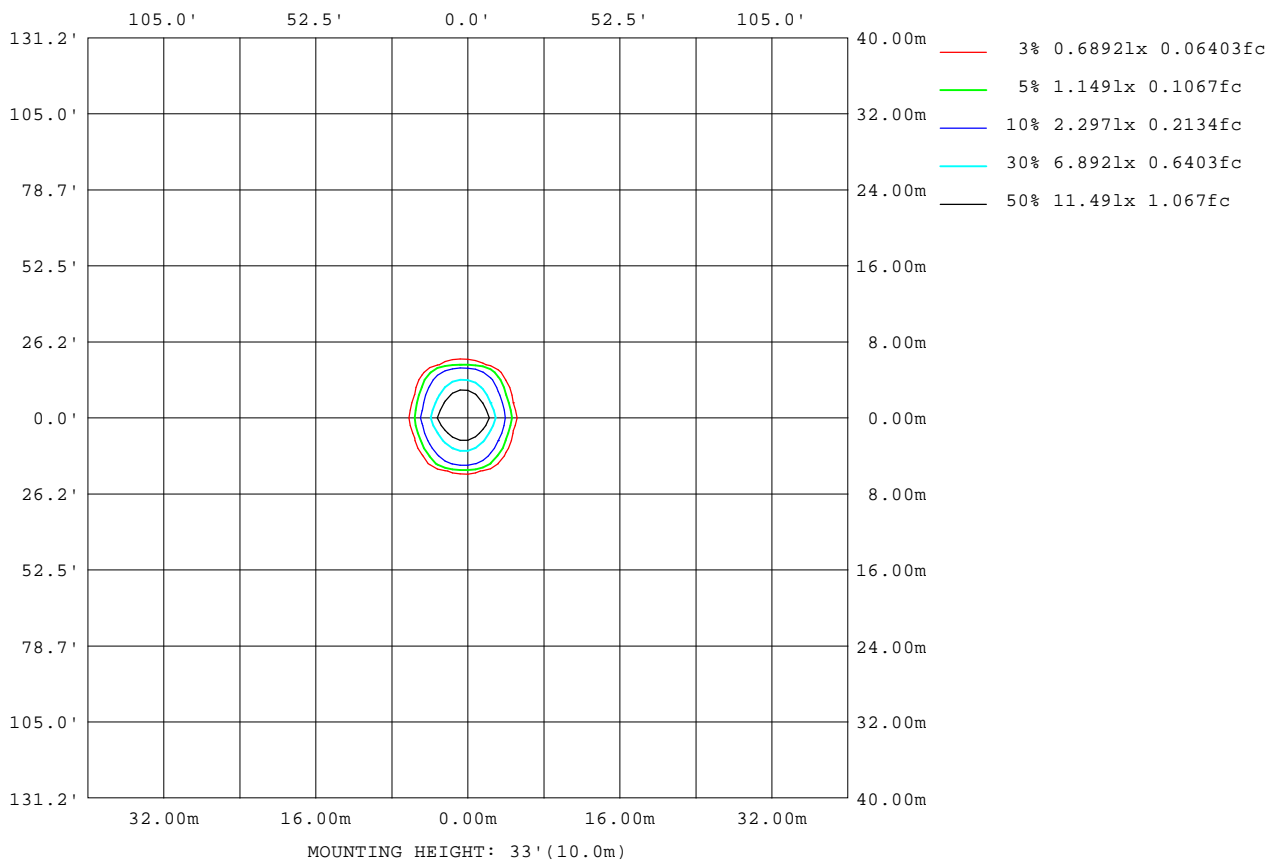


H(β) Range:-90 - 90DEG
 H(β) Interval: 1.0DEG
 Test Speed: HIGH
 Temperature:25.3DEG
 Operators:AED
 Test Date:2023-06-30

V(B) Range:-45 - 45DEG
 V(B) Interval: 5.0DEG
 Test System:EVERFINE GO-2000B_V1 SYSTEM V2.00.411
 Humidity:65.0%
 Test Distance:5.780m [K=1.0000]
 Remarks:

ISOLUX DIAGRAM

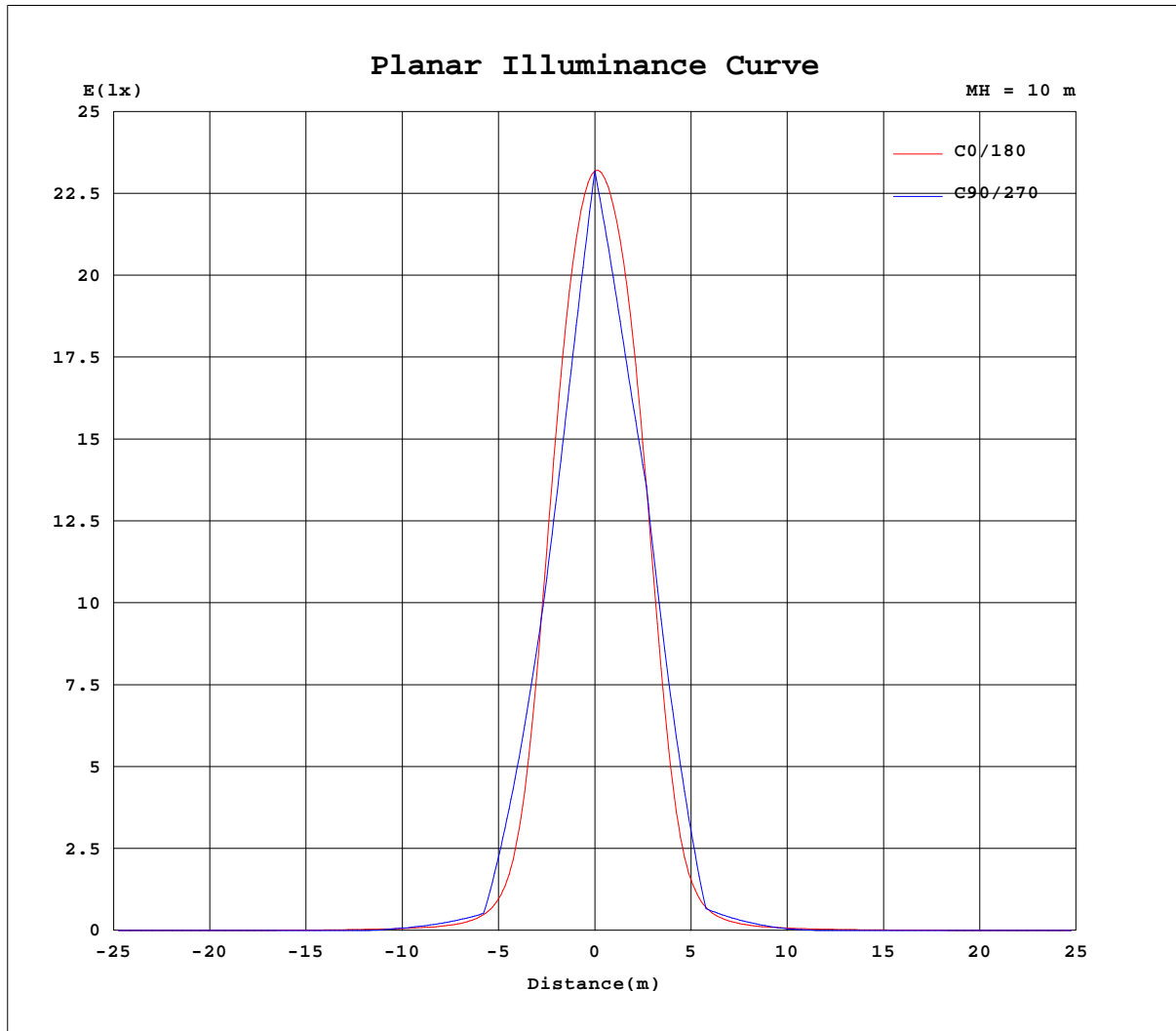
Test:U:220.33V I:0.1073A P:11.403W PF:0.4823 Freq:50.00Hz Lamp Flux:729.916x1 lm		
NAME: 6460	TYPE:Indoor Lighting	WEIGHT:0.3kg
SPEC.:12W	DIM.: φ4.7*10*15	SERIAL No.:12
MFR.: NORDECOR	SUR.:3cm	Shielding Angle:24°



H(β) Range:-90 - 90DEG
H(β) Interval: 1.0DEG
Test Speed: HIGH
Temperature:25.3DEG
Operators:AED
Test Date:2023-06-30

V(β) Range:-45 - 45DEG
V(β) Interval: 5.0DEG
Test System:EVERFINE GO-2000B_V1 SYSTEM V2.00.411
Humidity:65.0%
Test Distance:5.780m [K=1.0000]
Remarks:

Planar Illuminance Curve



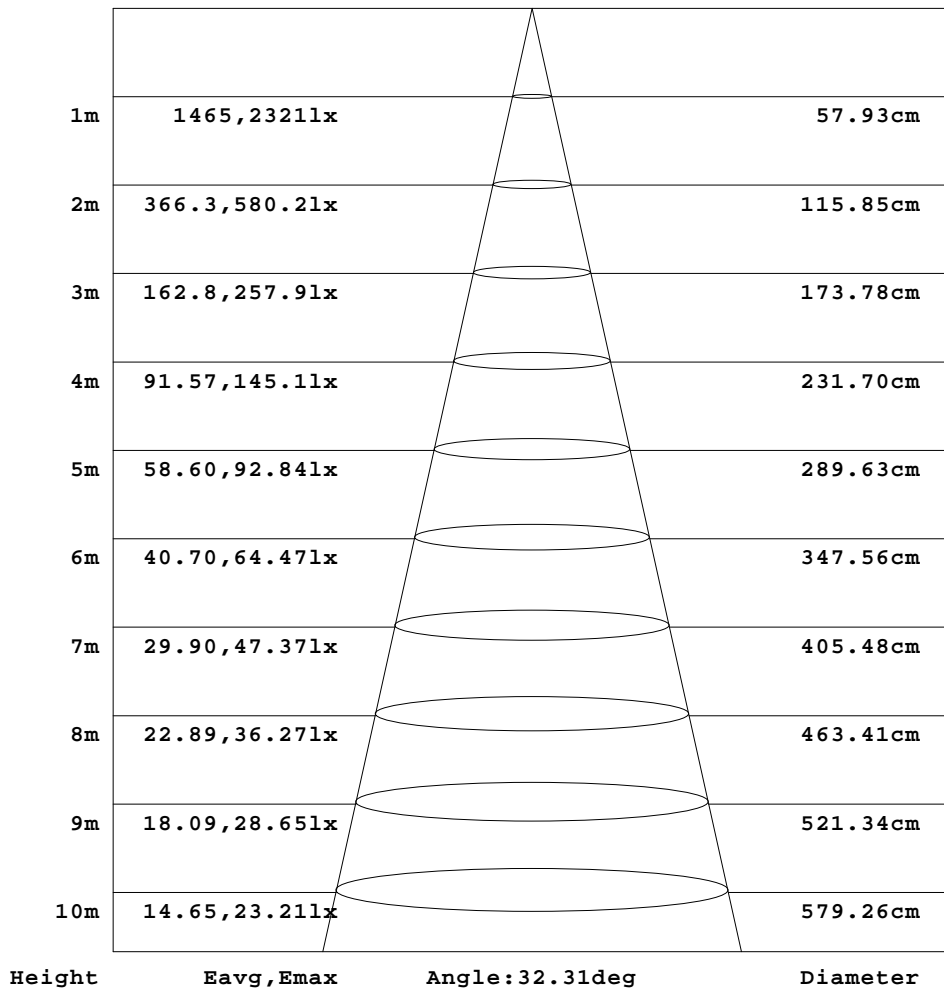
H(β) Range:-90 - 90DEG
H(β) Interval: 1.0DEG
Test Speed: HIGH
Temperature:25.3DEG
Operators:AED
Test Date:2023-06-30

V(B) Range:-45 - 45DEG
V(B) Interval: 5.0DEG
Test System:EVERFINE GO-2000B_V1 SYSTEM V2.00.411
Humidity:65.0%
Test Distance:5.780m [K=1.0000]
Remarks:

AAI Figure

Test:U:220.33V I:0.1073A P:11.403W PF:0.4823 Freq:50.00Hz Lamp Flux:729.916x1 lm		
NAME: 6460	TYPE:Indoor Lighting	WEIGHT:0.3kg
SPEC.:12W	DIM.: φ4.7*10*15	SERIAL No.:12
MFR.: NORDECOR	SUR.:3cm	Shielding Angle:24°

Flux out:403.8 lm



Note:The Curves indicate the illuminated area and the average illumination when the luminaire is at different distance.

H(β) Range:-90 - 90DEG
H(β) Interval: 1.0DEG
Test Speed: HIGH
Temperature:25.3DEG
Operators:AED
Test Date:2023-06-30

V(B) Range:-45 - 45DEG
V(B) Interval: 5.0DEG
Test System:EVERFINE GO-2000B_V1 SYSTEM V2.00.411
Humidity:65.0%
Test Distance:5.780m [K=1.0000]
Remarks:

LUMINOUS DISTRIBUTION INTENSITY DATA

Test:U:220.33V I:0.1073A P:11.403W PF:0.4823 Freq:50.00Hz Lamp Flux:729.916x1 lm		
NAME: 6460	TYPE:Indoor Lighting	WEIGHT:0.3kg
SPEC.:12W	DIM.: φ4.7*10*15	SERIAL No.:12
MFR.: NORDECOR	SUR.:3cm	Shielding Angle:24°

Table--1

UNIT: cd

H(DEG) V(DEG)	-90	-85	-80	-75	-70	-65	-60	-55	-50	-45	-40	-35	-30	-25	-20	-15	-10	-5	0
-90	0.00	0.00	0.00	0.00	0.00	0.00	0.00	0.00	0.00	0.00	0.00	0.00	0.00	0.00	0.00	0.00	0.00	0.00	0.00
-85	0.00	0.00	0.00	0.00	0.00	0.00	0.00	0.00	0.00	0.00	0.00	0.00	0.00	0.00	0.00	0.00	0.00	0.00	0.00
-80	0.00	0.00	0.00	0.00	0.00	0.00	0.00	0.00	0.00	0.00	0.00	0.00	0.00	0.00	0.00	0.00	0.00	0.00	0.00
-75	0.00	0.00	0.00	0.00	0.00	0.00	0.00	0.00	0.00	0.00	0.00	0.00	0.00	0.00	0.00	0.00	0.00	0.00	0.00
-70	0.00	0.00	0.00	0.00	0.00	0.00	0.00	0.00	0.00	0.00	0.00	0.00	0.00	0.00	0.00	0.00	0.00	0.00	0.00
-65	0.00	0.00	0.00	0.00	0.00	0.00	0.00	0.00	0.00	0.00	0.00	0.00	0.00	0.00	0.00	0.00	0.00	0.00	0.00
-60	0.00	0.00	0.00	0.00	0.00	0.00	0.00	0.00	0.00	0.00	0.00	0.00	0.00	0.00	0.00	0.00	0.00	0.00	0.00
-55	0.00	0.00	0.00	0.00	0.00	0.00	0.00	0.00	0.00	0.00	0.00	0.00	0.00	0.00	0.00	0.00	0.00	0.00	0.00
-50	0.00	0.00	0.00	0.00	0.00	0.00	0.00	0.00	0.00	0.00	0.00	0.00	0.00	0.00	0.00	0.00	0.00	0.00	0.00
-45	0.27	0.27	0.33	0.35	0.44	0.76	1.09	1.44	2.29	4.27	6.52	8.91	11.3	13.6	15.8	17.8	19.6	20.8	21.5
-40	0.42	0.49	0.55	0.73	1.07	1.46	2.34	3.65	5.81	8.15	10.7	13.6	17.0	21.2	26.4	32.0	37.2	40.7	41.2
-35	0.49	0.57	0.68	0.79	1.13	1.55	2.03	3.67	5.80	8.27	10.8	13.5	17.1	21.9	28.6	37.2	46.7	55.3	60.6
-30	0.70	0.83	0.98	1.36	1.85	2.33	4.25	7.00	9.74	12.3	15.2	19.0	24.6	32.9	44.3	57.6	70.4	79.1	80.5
-25	0.69	0.80	0.96	1.20	1.77	2.36	3.54	6.25	9.26	12.2	15.4	20.0	28.4	44.4	78.0	151	263	365	417
-20	0.83	1.03	1.30	1.93	2.63	4.06	7.05	10.3	13.4	17.0	22.5	33.6	56.0	105	222	420	626	743	740
-15	0.87	0.94	1.18	1.57	2.37	3.18	5.60	9.18	12.7	16.0	20.4	28.4	45.4	81.2	164	360	667	951	1090
-10	0.94	1.19	1.55	2.35	3.20	5.41	9.13	12.8	16.2	20.8	29.4	48.8	96.8	233	546	964	1305	1482	1479
-5	0.85	1.03	1.31	1.78	2.65	3.62	6.64	10.6	14.3	18.0	23.8	36.0	64.6	147	398	894	1419	1758	1904
0	1.02	1.30	1.73	2.61	3.56	6.37	10.5	14.4	18.1	23.9	35.9	64.5	147	418	1018	1687	2110	2296	2297
5	0.79	1.03	1.31	1.81	2.68	3.67	6.81	10.8	14.4	18.0	23.8	36.0	65.1	151	419	951	1518	1887	2042
10	0.94	1.20	1.58	2.41	3.27	5.74	9.55	13.1	16.2	20.7	29.5	49.3	102	266	645	1144	1555	1758	1738
15	0.71	0.94	1.20	1.65	2.47	3.33	6.12	9.80	13.0	15.9	20.2	28.5	46.9	92.8	229	531	962	1337	1502
20	0.83	1.05	1.36	2.06	2.78	4.55	7.81	10.9	13.5	16.7	22.2	33.8	61.3	139	322	606	882	1027	1006
25	0.62	0.80	1.00	1.30	1.94	2.56	4.19	7.13	9.88	12.2	14.8	19.3	28.2	48.5	102	214	372	510	571
30	0.71	0.87	1.07	1.57	2.08	2.82	5.27	7.86	10.0	11.7	14.1	17.8	24.5	35.6	52.0	72.3	93.0	105	101
35	0.50	0.60	0.73	0.90	1.33	1.76	2.56	4.44	6.69	8.66	10.4	12.6	15.8	21.2	29.8	41.7	56.0	69.5	75.4
40	0.46	0.53	0.64	0.89	1.28	1.72	2.77	4.64	6.59	8.34	10.1	12.2	15.3	19.9	26.3	33.8	41.3	45.4	44.3
45	0.34	0.34	0.39	0.43	0.62	0.93	1.23	1.72	3.40	5.25	6.97	8.43	9.70	11.0	12.3	13.6	14.8	15.6	15.9
50	0.00	0.00	0.00	0.00	0.00	0.00	0.00	0.00	0.00	0.00	0.00	0.00	0.00	0.00	0.00	0.00	0.00	0.00	0.00
55	0.00	0.00	0.00	0.00	0.00	0.00	0.00	0.00	0.00	0.00	0.00	0.00	0.00	0.00	0.00	0.00	0.00	0.00	0.00
60	0.00	0.00	0.00	0.00	0.00	0.00	0.00	0.00	0.00	0.00	0.00	0.00	0.00	0.00	0.00	0.00	0.00	0.00	0.00
65	0.00	0.00	0.00	0.00	0.00	0.00	0.00	0.00	0.00	0.00	0.00	0.00	0.00	0.00	0.00	0.00	0.00	0.00	0.00
70	0.00	0.00	0.00	0.00	0.00	0.00	0.00	0.00	0.00	0.00	0.00	0.00	0.00	0.00	0.00	0.00	0.00	0.00	0.00
75	0.00	0.00	0.00	0.00	0.00	0.00	0.00	0.00	0.00	0.00	0.00	0.00	0.00	0.00	0.00	0.00	0.00	0.00	0.00
80	0.00	0.00	0.00	0.00	0.00	0.00	0.00	0.00	0.00	0.00	0.00	0.00	0.00	0.00	0.00	0.00	0.00	0.00	0.00
85	0.00	0.00	0.00	0.00	0.00	0.00	0.00	0.00	0.00	0.00	0.00	0.00	0.00	0.00	0.00	0.00	0.00	0.00	0.00
90	0.00	0.00	0.00	0.00	0.00	0.00	0.00	0.00	0.00	0.00	0.00	0.00	0.00	0.00	0.00	0.00	0.00	0.00	0.00

H(h) Range:-90 - 90DEG
H(h) Interval: 1.0DEG
Test Speed: HIGH
Temperature:25.3DEG
Operators:AED
Test Date:2023-06-30

V(B) Range:-45 - 45DEG
V(B) Interval: 5.0DEG
Test System:EVERFINE GO-2000B_V1 SYSTEM V2.00.411
Humidity:65.0%
Test Distance:5.780m [K=1.0000]
Remarks:

LUMINOUS DISTRIBUTION INTENSITY DATA

Test:U:220.33V I:0.1073A P:11.403W PF:0.4823 Freq:50.00Hz Lamp Flux:729.916x1 lm		
NAME: 6460	TYPE:Indoor Lighting	WEIGHT:0.3kg
SPEC.:12W	DIM.: φ4.7*10*15	SERIAL No.:12
MFR.: NORDECOR	SUR.:3cm	Shielding Angle:24°

Table--2

UNIT: cd

H(DEG) V(DEG)	5	10	15	20	25	30	35	40	45	50	55	60	65	70	75	80	85	90
-90	0.00	0.00	0.00	0.00	0.00	0.00	0.00	0.00	0.00	0.00	0.00	0.00	0.00	0.00	0.00	0.00	0.00	0.00
-85	0.00	0.00	0.00	0.00	0.00	0.00	0.00	0.00	0.00	0.00	0.00	0.00	0.00	0.00	0.00	0.00	0.00	0.00
-80	0.00	0.00	0.00	0.00	0.00	0.00	0.00	0.00	0.00	0.00	0.00	0.00	0.00	0.00	0.00	0.00	0.00	0.00
-75	0.00	0.00	0.00	0.00	0.00	0.00	0.00	0.00	0.00	0.00	0.00	0.00	0.00	0.00	0.00	0.00	0.00	0.00
-70	0.00	0.00	0.00	0.00	0.00	0.00	0.00	0.00	0.00	0.00	0.00	0.00	0.00	0.00	0.00	0.00	0.00	0.00
-65	0.00	0.00	0.00	0.00	0.00	0.00	0.00	0.00	0.00	0.00	0.00	0.00	0.00	0.00	0.00	0.00	0.00	0.00
-60	0.00	0.00	0.00	0.00	0.00	0.00	0.00	0.00	0.00	0.00	0.00	0.00	0.00	0.00	0.00	0.00	0.00	0.00
-55	0.00	0.00	0.00	0.00	0.00	0.00	0.00	0.00	0.00	0.00	0.00	0.00	0.00	0.00	0.00	0.00	0.00	0.00
-50	0.00	0.00	0.00	0.00	0.00	0.00	0.00	0.00	0.00	0.00	0.00	0.00	0.00	0.00	0.00	0.00	0.00	0.00
-45	21.6	20.9	19.4	17.5	15.1	12.5	9.80	7.10	4.48	2.08	1.02	0.68	0.30	0.00	0.00	0.00	0.00	0.00
-40	38.4	33.2	27.3	21.9	17.4	13.7	10.4	7.45	4.67	2.59	1.32	0.66	0.27	0.11	0.06	0.06	0.06	0.06
-35	60.3	54.2	44.6	34.8	26.7	20.7	16.2	12.5	9.28	6.22	3.62	1.53	0.85	0.46	0.17	0.12	0.11	0.11
-30	73.2	60.1	46.1	34.4	26.0	20.4	16.0	12.4	8.96	5.59	2.47	1.22	0.78	0.32	0.19	0.17	0.17	0.17
-25	402	324	211	115	62.6	36.9	24.9	18.3	13.9	10.2	6.62	3.28	1.63	1.08	0.59	0.44	0.41	0.37
-20	615	408	216	106	55.1	33.0	22.7	17.1	12.9	9.10	5.31	2.45	1.58	1.01	0.71	0.66	0.59	0.48
-15	1046	831	518	259	123	61.2	35.9	24.5	18.4	14.1	10.0	5.93	2.63	1.84	1.24	0.95	0.88	0.77
-10	1283	921	510	223	92.1	46.7	28.8	20.6	15.7	11.6	7.38	3.51	2.14	1.53	1.12	1.04	0.93	0.74
-5	1863	1612	1155	619	248	96.8	47.8	28.9	20.5	15.7	11.5	7.16	3.33	2.17	1.57	1.26	1.18	1.02
0	2076	1599	929	384	137	61.3	34.2	22.9	17.4	13.1	8.68	4.39	2.46	1.86	1.43	1.34	1.18	0.95
5	1990	1715	1223	645	255	99.6	48.8	28.9	20.3	15.6	11.6	7.32	3.42	2.21	1.60	1.29	1.21	1.05
10	1500	1071	578	240	98.4	49.3	29.1	20.2	15.5	11.8	7.69	3.78	2.22	1.60	1.18	1.10	0.99	0.82
15	1424	1140	721	339	143	69.4	38.9	24.5	17.8	13.9	10.4	6.40	2.91	1.98	1.34	1.03	0.97	0.86
20	837	560	285	124	60.8	35.0	22.5	16.5	12.9	9.57	5.93	2.76	1.72	1.13	0.78	0.72	0.64	0.55
25	541	435	282	144	69.1	38.5	24.5	17.4	13.5	10.5	7.38	4.00	1.81	1.24	0.69	0.49	0.44	0.39
30	85.8	66.7	49.2	34.8	24.6	18.2	14.5	11.9	9.40	6.52	3.38	1.34	0.96	0.44	0.23	0.19	0.15	0.15
35	71.1	59.7	46.8	35.1	25.6	18.9	14.6	11.8	9.44	7.03	4.36	2.08	0.96	0.58	0.24	0.15	0.12	0.10
40	38.8	31.9	25.3	19.7	15.4	12.4	10.1	7.95	5.69	3.28	1.59	0.73	0.35	0.15	0.08	0.06	0.05	0.05
45	15.8	15.2	14.2	13.1	11.9	10.6	9.20	7.54	5.59	3.38	1.29	0.64	0.36	0.01	0.00	0.00	0.00	0.00
50	0.00	0.00	0.00	0.00	0.00	0.00	0.00	0.00	0.00	0.00	0.00	0.00	0.00	0.00	0.00	0.00	0.00	0.00
55	0.00	0.00	0.00	0.00	0.00	0.00	0.00	0.00	0.00	0.00	0.00	0.00	0.00	0.00	0.00	0.00	0.00	0.00
60	0.00	0.00	0.00	0.00	0.00	0.00	0.00	0.00	0.00	0.00	0.00	0.00	0.00	0.00	0.00	0.00	0.00	0.00
65	0.00	0.00	0.00	0.00	0.00	0.00	0.00	0.00	0.00	0.00	0.00	0.00	0.00	0.00	0.00	0.00	0.00	0.00
70	0.00	0.00	0.00	0.00	0.00	0.00	0.00	0.00	0.00	0.00	0.00	0.00	0.00	0.00	0.00	0.00	0.00	0.00
75	0.00	0.00	0.00	0.00	0.00	0.00	0.00	0.00	0.00	0.00	0.00	0.00	0.00	0.00	0.00	0.00	0.00	0.00
80	0.00	0.00	0.00	0.00	0.00	0.00	0.00	0.00	0.00	0.00	0.00	0.00	0.00	0.00	0.00	0.00	0.00	0.00
85	0.00	0.00	0.00	0.00	0.00	0.00	0.00	0.00	0.00	0.00	0.00	0.00	0.00	0.00	0.00	0.00	0.00	0.00
90	0.00	0.00	0.00	0.00	0.00	0.00	0.00	0.00	0.00	0.00	0.00	0.00	0.00	0.00	0.00	0.00	0.00	0.00

H(h) Range:-90 - 90DEG
H(h) Interval: 1.0DEG
Test Speed: HIGH
Temperature:25.3DEG
Operators:AED
Test Date:2023-06-30

V(B) Range:-45 - 45DEG
V(B) Interval: 5.0DEG
Test System:EVERFINE GO-2000B_V1 SYSTEM V2.00.411
Humidity:65.0%
Test Distance:5.780m [K=1.0000]
Remarks: