

Floodlight Summary:

Report based on lamp delivering 1000 lumens.

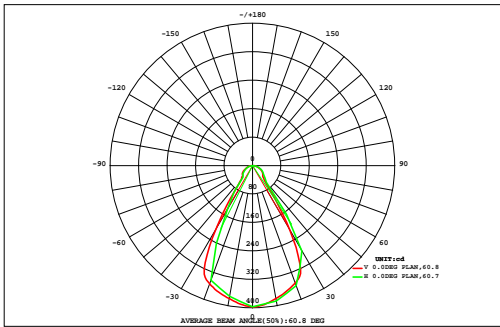
Maximum Intensity (Luminaire orientation as tested.)		886.3 cd per klm. 0.0 degrees vertical 0.0 degrees horizontal
Beam Spread	At 10% of Imax	91.9V x 93.3H
	At 50% of Imax	60.7V x 60.8H
	At 90% of Imax	37.4V x 37.2H
Beam Flux	Total	998.1 lumens per klm.
	To 10% of Imax	825.0 lumens per klm.
	To 50% of Imax	624.5 lumens per klm.
	To 90% of Imax	257.6 lumens per klm.
	Upward LOR	0.0 %
	Downward LOR	99.8 %
Luminaire Efficiency(Light Output Ratio)		100.0 %

H(β) Range:-90 - 90DEG
H(β) Interval: 1.0DEG
Test Speed: HIGH
Temperature:25.3DEG
Operators:NORDECOR
Test Date:2024-11-12

V(B) Range:-80 - 80DEG
V(B) Interval: 5.0DEG
Test System:EVERFINE GO-2000A_V1 SYSTEM V2.00.411
Humidity:65.0%
Test Distance:5.780m [K=1.0000]
Remarks:

LUMINAIRE PHOTOMETRIC TEST REPORT

Test:U:220.28V I:0.1000A P:10.492W PF:0.4763 Freq:50.00Hz Lamp Flux:447.574x1 lm		
NAME: 6453 60°	TYPE:	WEIGHT:320g
SPEC.:10W	DIM.: φ9.5*7.6cm	SERIAL No.:01
MFR.: NORDECOR	SUR.:	Shielding Angle:60°



DATA OF LAMP		Eff:42.66lm/W	
MODEL		Imax(cd)	396.7
NOMINAL POWER(W)		AVAILABILITY(%)	82.0
RATED VOLTAGE(V)		Avai. FLUX(lm)	366.9
NOMINAL FLUX(lm)	447.574	LOR(%)	100.0
LAMPS INSIDE	1	TOTAL FLUX(lm)	447.6
TEST VOLTAGE(V)	0	q @50%(H,V)	61,61DEG

VERTICAL(DEG)	AREA FLUX DIAGRAM															UNIT:lm		F t	F a	
	0.00	0.00	0.00	0.00	0.00	0.00	0.00	0.00	0.00	0.00	0.00	0.00	0.00	0.00	0.00	0.00	0.00	0.00	0.00	0.00
90	0.00	0.00	0.00	0.00	0.00	0.00	0.00	0.00	0.00	0.00	0.00	0.00	0.00	0.00	0.00	0.00	0.00	0.00	0.00	0.00
80	0.00	0.01	0.03	0.06	0.08	0.12	0.17	0.23	0.28	0.31	0.31	0.28	0.23	0.18	0.12	0.07	0.03	0.01	2.51	0.00
70	0.00	0.02	0.07	0.14	0.23	0.34	0.45	0.54	0.60	0.61	0.58	0.51	0.41	0.30	0.20	0.11	0.04	0.01	5.14	0.00
60	0.00	0.04	0.12	0.24	0.40	0.58	0.74	0.86	0.93	0.93	0.88	0.77	0.62	0.45	0.29	0.15	0.06	0.01	8.08	0.00
50	0.01	0.05	0.16	0.34	0.55	0.78	0.97	1.10	1.17	1.19	1.11	0.98	0.81	0.60	0.38	0.20	0.07	0.01	10.5	1.25
40	0.01	0.07	0.21	0.42	0.68	0.92	1.14	1.51	2.20	2.41	1.87	1.24	0.95	0.72	0.47	0.24	0.09	0.01	15.1	9.86
30	0.01	0.08	0.24	0.50	0.78	1.03	1.82	4.28	6.56	6.79	5.25	2.81	1.20	0.80	0.53	0.28	0.10	0.01	33.1	29.4
	0.01	0.09	0.27	0.55	0.83	1.29	4.45	9.45	11.4	11.4	10.1	6.14	1.97	0.87	0.58	0.31	0.11	0.01	59.8	56.8
	0.01	0.09	0.29	0.58	0.87	1.89	7.32	10.7	11.5	11.6	10.9	8.64	3.06	0.94	0.61	0.32	0.11	0.02	69.5	66.8
	0.01	0.10	0.29	0.58	0.89	2.23	7.78	10.6	11.7	11.9	10.9	8.95	3.38	0.96	0.62	0.33	0.12	0.02	71.4	68.6
	0.01	0.09	0.29	0.57	0.86	1.90	6.38	10.1	11.2	11.3	10.5	7.89	2.46	0.92	0.60	0.32	0.11	0.02	65.5	62.5
	0.01	0.09	0.26	0.53	0.81	1.26	3.69	7.65	9.45	9.77	8.53	4.66	1.35	0.85	0.57	0.30	0.10	0.01	49.9	46.4
-30	0.01	0.08	0.23	0.47	0.74	1.01	1.38	3.17	5.18	5.40	3.65	1.46	0.96	0.79	0.51	0.26	0.09	0.01	25.4	21.1
-40	0.01	0.06	0.19	0.39	0.64	0.88	1.05	1.00	0.94	0.95	0.90	0.96	0.92	0.70	0.44	0.22	0.08	0.01	10.3	3.96
-50	0.01	0.05	0.15	0.30	0.50	0.71	0.90	1.02	1.08	1.08	1.05	0.95	0.77	0.55	0.34	0.18	0.07	0.01	9.71	0.33
-60	0.00	0.03	0.10	0.21	0.34	0.49	0.64	0.75	0.82	0.83	0.78	0.67	0.53	0.38	0.25	0.13	0.05	0.01	7.01	0.00
-70	0.00	0.02	0.05	0.11	0.19	0.27	0.36	0.42	0.46	0.45	0.40	0.34	0.27	0.21	0.15	0.08	0.03	0.01	3.83	0.00
-80	0.00	0.00	0.01	0.02	0.04	0.07	0.09	0.10	0.10	0.08	0.06	0.05	0.04	0.05	0.04	0.02	0.01	0.00	0.78	0.00
-90	0.00	0.00	0.00	0.00	0.00	0.00	0.00	0.00	0.00	0.00	0.00	0.00	0.00	0.00	0.00	0.00	0.00	0.00	0.00	0.00
	-90	-80	-70	-60	-50	-40	-30	-20	HORIZONTAL(DEG)	20	30	40	50	60	70	80	90			
F t	0.12	0.97	2.96	5.99	9.43	15.8	39.3	63.5	75.5	77.0	67.8	47.3	19.9	10.3	6.69	3.51	1.27	0.18	448	---
F a	0.00	0.00	0.00	0.04	1.98	9.45	33.6	57.9	70.4	72.1	62.8	41.9	13.7	2.94	0.07	0.00	0.00	0.00	---	367

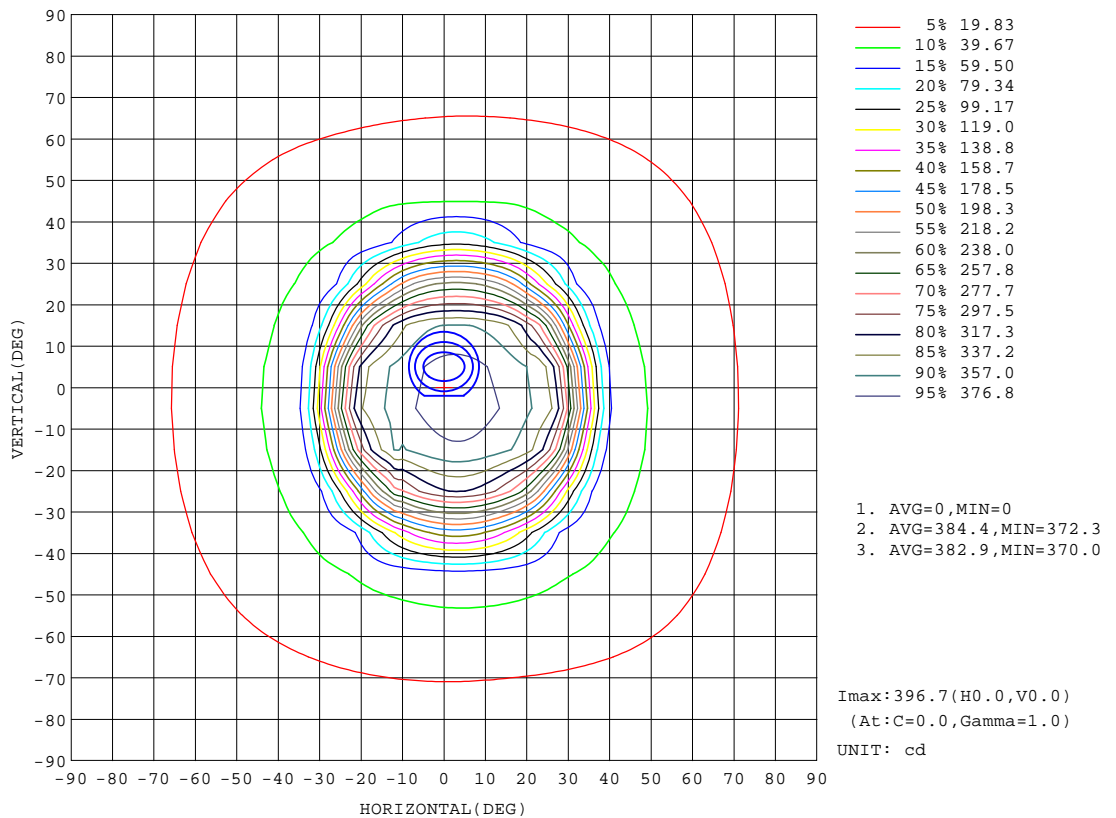
one-half-peak spread: U:33.9,D:27.0 , L:30.6,R:30.5 NEMA Beam Type: Type 5

H(h) Range:-90 - 90DEG
H(h) Interval: 1.0DEG
Test Speed: HIGH
Temperature:25.3DEG
Operators:NORDECOR
Test Date:2024-11-12

V(B) Range:-80 - 80DEG
V(B) Interval: 5.0DEG
Test System:EVERFINE GO-2000A_V1 SYSTEM V2.00.411
Humidity:65.0%
Test Distance:5.780m [K=1.0000]
Remarks:

ISOCANDELA DIAGRAM

Test:U:220.28V I:0.1000A P:10.492W PF:0.4763 Freq:50.00Hz Lamp Flux:447.574x1 lm		
NAME: 6453 60°	TYPE:	WEIGHT:320g
SPEC.:10W	DIM.: φ9.5*7.6cm	SERIAL No.:01
MFR.: NORDECOR	SUR.:	Shielding Angle:60°

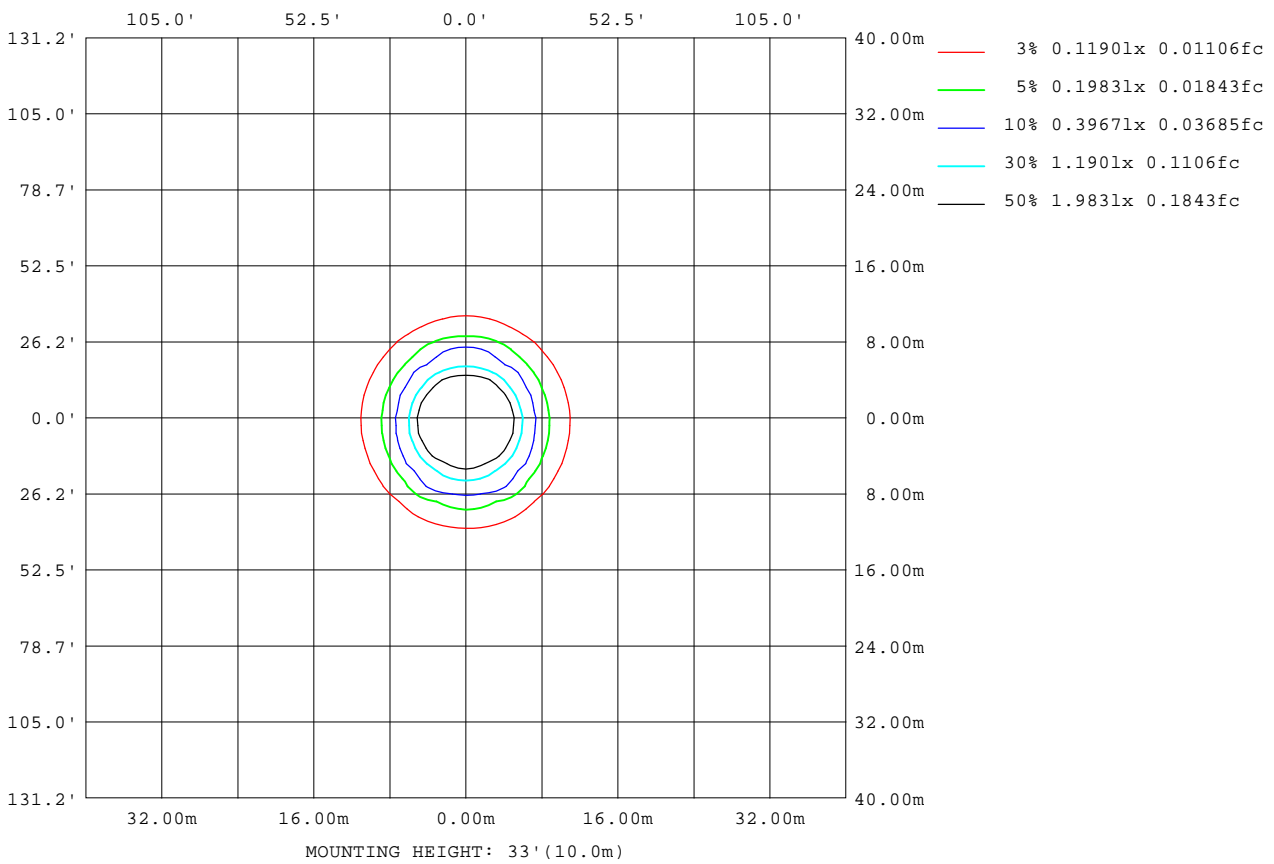


H(β) Range:-90 - 90DEG
 H(β) Interval: 1.0DEG
 Test Speed: HIGH
 Temperature:25.3DEG
 Operators:NORDECOR
 Test Date:2024-11-12

V(B) Range:-80 - 80DEG
 V(B) Interval: 5.0DEG
 Test System:EVERFINE GO-2000A_V1 SYSTEM V2.00.411
 Humidity:65.0%
 Test Distance:5.780m [K=1.0000]
 Remarks:

ISOLUX DIAGRAM

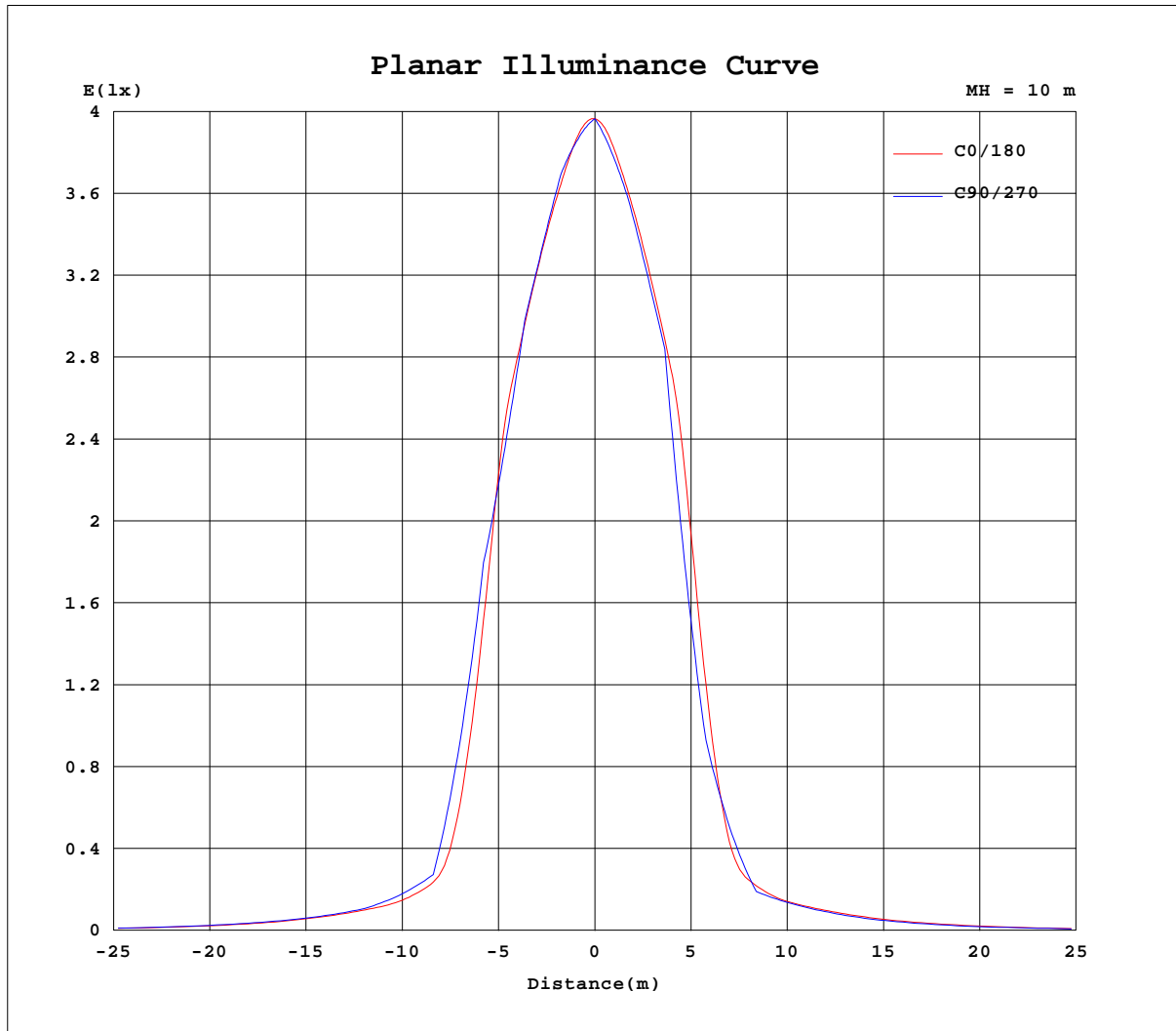
Test:U:220.28V I:0.1000A P:10.492W PF:0.4763 Freq:50.00Hz Lamp Flux:447.574x1 lm		
NAME: 6453 60°	TYPE:	WEIGHT:320g
SPEC.:10W	DIM.: ϕ 9.5*7.6cm	SERIAL No.:01
MFR.: NORDECOR	SUR.:	Shielding Angle:60°



H(β) Range:-90 - 90DEG
 H(β) Interval: 1.0DEG
 Test Speed: HIGH
 Temperature:25.3DEG
 Operators:NORDECOR
 Test Date:2024-11-12

V(B) Range:-80 - 80DEG
 V(B) Interval: 5.0DEG
 Test System:EVERFINE GO-2000A_V1 SYSTEM V2.00.411
 Humidity:65.0%
 Test Distance:5.780m [K=1.0000]
 Remarks:

Planar Illuminance Curve



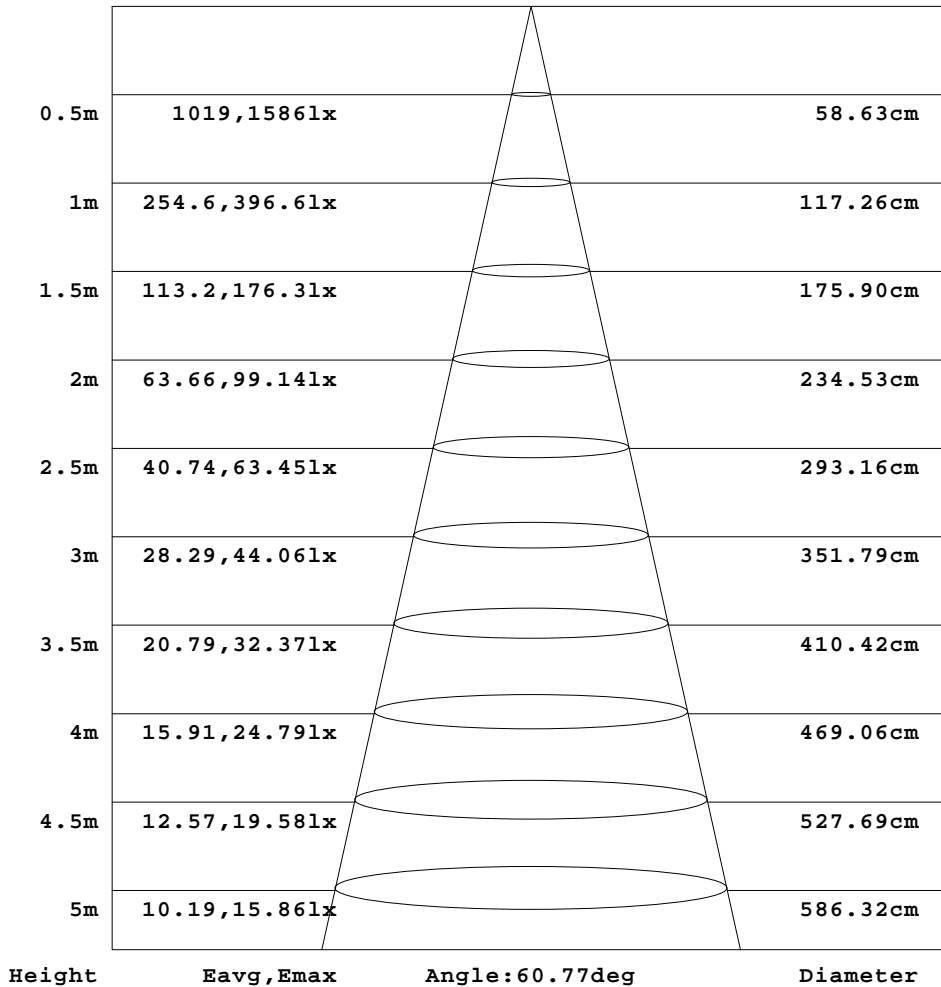
H(β) Range:-90 - 90DEG
 H(β) Interval: 1.0DEG
 Test Speed: HIGH
 Temperature:25.3DEG
 Operators:NORDECOR
 Test Date:2024-11-12

V(B) Range:-80 - 80DEG
 V(B) Interval: 5.0DEG
 Test System:EVERFINE GO-2000A_V1 SYSTEM V2.00.411
 Humidity:65.0%
 Test Distance:5.780m [K=1.0000]
 Remarks:

AAI Figure

Test:U:220.28V I:0.1000A P:10.492W PF:0.4763 Freq:50.00Hz Lamp Flux:447.574x1 lm		
NAME: 6453 60°	TYPE:	WEIGHT:320g
SPEC.:10W	DIM.: Φ9.5*7.6cm	SERIAL No.:01
MFR.: NORDECOR	SUR.:	Shielding Angle:60°

Flux out:277.6 lm



Note:The Curves indicate the illuminated area and the average illumination when the luminaire is at different distance.

H(β) Range:-90 - 90DEG
H(β) Interval: 1.0DEG
Test Speed: HIGH
Temperature:25.3DEG
Operators:NORDECOR
Test Date:2024-11-12

V(B) Range:-80 - 80DEG
V(B) Interval: 5.0DEG
Test System:EVERFINE GO-2000A_V1 SYSTEM V2.00.411
Humidity:65.0%
Test Distance:5.780m [K=1.0000]
Remarks:

LUMINOUS DISTRIBUTION INTENSITY DATA

Test:U:220.28V I:0.1000A P:10.492W PF:0.4763 Freq:50.00Hz Lamp Flux:447.574x1 lm		
NAME: 6453 60°	TYPE:	WEIGHT:320g
SPEC.:10W	DIM.: φ9.5*7.6cm	SERIAL No.:01
MFR.: NORDECOR	SUR.:	Shielding Angle:60°

Table--1

UNIT: cd

H(DEG) V(DEG)	-90	-85	-80	-75	-70	-65	-60	-55	-50	-45	-40	-35	-30	-25	-20	-15	-10	-5	0
-90	0.00	0.00	0.00	0.00	0.00	0.00	0.00	0.00	0.00	0.00	0.00	0.00	0.00	0.00	0.00	0.00	0.00	0.00	0.00
-85	0.00	0.00	0.00	0.00	0.00	0.00	0.00	0.00	0.00	0.00	0.00	0.00	0.00	0.00	0.00	0.00	0.00	0.00	0.00
-80	1.01	1.06	1.08	1.29	1.64	2.08	2.67	3.48	4.40	5.32	6.22	7.08	7.86	8.52	9.01	9.42	9.48	9.26	8.84
-75	1.02	1.05	1.20	1.68	2.55	3.57	4.64	5.75	6.98	8.23	9.45	10.6	11.7	12.7	13.6	14.3	14.8	15.0	15.1
-70	1.05	1.14	1.80	3.04	4.67	6.34	7.91	9.48	11.1	12.6	14.1	15.5	16.8	18.0	19.0	19.8	20.5	20.9	21.1
-65	1.09	1.10	1.66	3.15	5.00	6.96	8.97	11.0	13.0	15.1	17.1	19.0	20.8	22.3	23.7	24.9	25.8	26.5	26.9
-60	1.08	1.46	3.18	5.43	7.62	9.98	12.4	15.0	17.5	20.0	22.4	24.7	26.7	28.4	29.9	31.1	32.1	32.7	33.0
-55	1.13	1.14	2.50	4.93	7.47	10.2	13.0	16.0	19.0	22.0	24.8	27.4	29.8	31.7	33.4	34.7	35.7	36.5	37.0
-50	1.14	2.00	4.69	7.45	10.5	13.7	17.2	20.7	24.1	27.4	30.4	33.1	35.3	37.1	38.5	39.6	40.4	41.0	41.2
-45	1.11	1.18	3.49	6.46	9.68	13.2	17.0	20.9	24.7	28.4	31.6	34.4	36.6	38.6	41.4	44.0	46.2	48.5	50.7
-40	1.18	2.55	5.83	9.27	13.1	17.2	21.5	25.7	29.8	33.4	36.3	38.5	40.3	43.3	47.6	51.2	54.7	58.8	61.2
-35	1.16	1.22	4.36	7.83	11.7	16.0	20.6	25.2	29.6	33.4	36.5	39.0	43.2	48.5	66.7	98.7	130	154	167
-30	1.20	3.31	6.92	11.0	15.5	20.3	25.3	30.0	34.1	37.3	39.6	44.1	51.8	70.5	123	185	236	267	277
-25	1.24	1.26	5.00	8.93	13.4	18.3	23.5	28.6	33.1	36.7	39.4	44.4	57.0	100	168	236	276	302	316
-20	1.26	3.73	7.64	12.1	17.2	22.5	28.0	32.8	36.7	39.4	44.4	55.1	107	208	301	354	350	356	359
-15	1.25	1.30	5.45	9.70	14.6	20.0	25.6	30.9	35.3	38.5	42.1	52.2	95.5	194	290	338	355	365	372
-10	1.26	4.03	8.18	13.0	18.4	24.1	29.7	34.6	38.1	40.9	50.2	86.3	194	306	346	361	373	383	387
-5	1.27	1.31	5.65	10.0	15.1	20.7	26.5	31.9	36.2	39.2	44.1	57.4	130	252	335	355	369	381	390
0	1.27	3.96	8.20	13.0	18.4	24.2	29.9	34.7	38.2	41.1	51.0	95.2	211	320	351	367	379	392	397
5	1.28	1.29	5.57	9.92	14.9	20.4	26.1	31.5	35.9	38.9	43.1	55.1	117	231	321	351	365	376	384
10	1.23	3.90	7.99	12.6	17.9	23.5	28.9	33.8	37.5	40.0	47.2	68.9	157	267	335	354	365	371	373
15	1.25	1.27	5.20	9.32	14.0	19.2	24.6	29.8	34.2	37.6	40.4	47.2	74.3	144	234	296	333	352	357
20	1.21	3.43	7.27	11.5	16.3	21.4	26.5	31.3	35.3	38.2	40.6	47.5	65.9	131	215	286	328	341	343
25	1.20	1.22	4.57	8.34	12.6	17.1	22.0	26.8	31.2	34.9	37.6	40.5	45.9	65.6	108	156	201	229	241
30	1.14	2.93	6.38	10.1	14.3	18.7	23.3	27.8	31.8	35.1	37.6	39.4	42.1	48.0	58.1	82.9	113	135	143
35	1.14	1.16	3.77	7.12	10.7	14.6	18.7	22.9	26.9	30.6	33.7	36.1	38.1	40.9	44.8	52.9	67.6	82.3	91.4
40	1.15	2.27	5.14	8.30	11.7	15.3	19.1	22.9	26.6	30.0	32.9	35.3	37.0	38.2	39.2	40.0	40.8	41.9	42.5
45	1.13	1.15	2.88	5.63	8.56	11.6	14.9	18.2	21.6	24.8	27.8	30.4	32.6	34.3	35.6	36.7	37.5	38.2	38.8
50	1.12	1.74	3.77	6.42	9.05	11.8	14.7	17.6	20.5	23.3	25.9	28.2	30.3	32.0	33.4	34.3	35.0	35.4	35.5
55	1.12	1.13	2.07	3.87	6.15	8.53	10.9	13.3	15.7	18.1	20.4	22.7	24.6	26.3	27.7	28.9	29.7	30.3	30.6
60	1.13	1.33	2.37	4.02	6.06	8.15	9.96	11.8	13.7	15.7	17.7	19.5	21.0	22.4	23.6	24.5	25.2	25.6	25.8
65	1.13	1.14	1.46	2.31	3.52	5.01	6.51	7.91	9.31	10.7	12.0	13.6	14.9	16.2	17.3	18.4	19.2	19.8	20.2
70	1.15	1.16	1.49	2.01	2.70	3.70	4.76	5.69	6.52	7.09	8.34	9.37	10.4	11.4	12.4	13.2	13.9	14.5	14.8
75	1.13	1.16	1.19	1.44	1.72	2.20	2.75	3.27	3.73	4.09	4.42	5.13	5.76	6.42	7.15	7.93	8.67	9.32	9.85
80	1.15	1.17	1.18	1.19	1.27	1.37	1.41	1.42	1.39	1.32	1.42	1.64	1.93	2.32	2.87	3.54	4.22	4.83	5.32
85	0.00	0.00	0.00	0.00	0.00	0.00	0.00	0.00	0.00	0.00	0.00	0.00	0.00	0.00	0.00	0.00	0.00	0.00	0.00
90	0.00	0.00	0.00	0.00	0.00	0.00	0.00	0.00	0.00	0.00	0.00	0.00	0.00	0.00	0.00	0.00	0.00	0.00	0.00

H_(h) Range:-90 - 90DEG
H_(h) Interval: 1.0DEG
Test Speed: HIGH
Temperature:25.3DEG
Operators:NORDECOR
Test Date:2024-11-12

V(B) Range:-80 - 80DEG
V(B) Interval: 5.0DEG
Test System:EVERFINE GO-2000A_V1 SYSTEM V2.00.411
Humidity:65.0%
Test Distance:5.780m [K=1.0000]
Remarks:

LUMINOUS DISTRIBUTION INTENSITY DATA

Test:U:220.28V I:0.1000A P:10.492W PF:0.4763 Freq:50.00Hz Lamp Flux:447.574x1 lm		
NAME: 6453 60°	TYPE:	WEIGHT:320g
SPEC.:10W	DIM.: φ9.5*7.6cm	SERIAL No.:01
MFR.: NORDECOR	SUR.:	Shielding Angle:60°

Table--2

UNIT: cd

H(DEG) V(DEG)	5	10	15	20	25	30	35	40	45	50	55	60	65	70	75	80	85	90
-90	0.00	0.00	0.00	0.00	0.00	0.00	0.00	0.00	0.00	0.00	0.00	0.00	0.00	0.00	0.00	0.00	0.00	0.00
-85	0.00	0.00	0.00	0.00	0.00	0.00	0.00	0.00	0.00	0.00	0.00	0.00	0.00	0.00	0.00	0.00	0.00	0.00
-80	8.20	7.75	7.40	7.05	6.71	6.39	6.09	6.12	6.21	6.19	5.94	5.37	4.63	3.86	3.10	2.39	0.99	0.95
-75	14.9	14.4	13.9	13.3	12.8	12.1	11.4	10.7	10.2	9.55	8.87	8.03	6.92	5.76	4.62	3.52	2.21	0.98
-70	21.0	20.4	19.7	19.0	18.0	16.9	15.8	14.6	13.4	12.1	10.8	9.40	7.82	6.29	4.80	3.36	1.03	0.94
-65	27.0	26.8	26.2	25.4	24.5	23.2	21.7	20.1	18.4	16.6	14.7	12.8	10.7	8.72	6.78	4.94	2.91	0.98
-60	32.9	32.6	31.9	30.8	29.4	27.7	25.8	23.6	21.2	18.8	16.2	13.7	11.2	8.79	6.51	4.37	1.05	1.00
-55	37.1	37.0	36.6	35.8	34.7	33.2	31.3	29.0	26.4	23.6	20.6	17.6	14.6	11.6	8.87	6.27	3.66	1.01
-50	41.2	41.0	40.4	39.6	38.3	36.4	34.0	31.3	28.2	24.8	21.4	17.9	14.4	11.1	8.06	5.24	1.08	1.04
-45	51.2	49.7	47.3	45.1	42.7	40.2	38.1	35.8	33.1	29.7	26.1	22.2	18.3	14.5	10.8	7.52	4.41	1.03
-40	59.8	55.6	51.5	47.8	43.9	41.4	39.5	37.2	34.0	30.3	26.1	21.8	17.5	13.4	9.55	6.09	1.10	1.06
-35	168	158	136	107	75.3	51.4	44.5	40.4	37.6	34.5	30.6	26.2	21.6	17.0	12.6	8.63	5.05	1.06
-30	267	237	188	128	73.4	51.2	44.3	40.1	37.6	34.2	29.8	25.0	20.0	15.2	10.8	6.78	1.15	1.07
-25	317	307	284	248	186	114	64.4	46.0	40.5	37.4	33.8	29.3	24.2	19.0	14.1	9.56	5.54	1.12
-20	358	352	341	300	209	111	55.1	44.7	39.5	36.7	32.6	27.6	22.2	16.8	11.8	7.39	1.16	1.09
-15	373	368	360	345	305	215	111	54.8	43.4	38.8	35.7	31.3	26.0	20.5	15.1	10.2	5.88	1.16
-10	383	376	364	349	305	189	82.3	48.9	40.5	37.6	33.8	28.8	23.2	17.6	12.3	7.66	1.20	1.14
-5	391	384	373	361	344	272	150	62.4	45.4	39.2	36.4	32.0	26.8	21.1	15.5	10.5	6.01	1.16
0	391	380	368	354	321	208	93.5	50.0	40.7	37.7	34.1	29.1	23.5	17.8	12.5	7.75	1.19	1.18
5	384	378	369	357	334	251	134	58.9	44.0	38.7	35.9	31.6	26.4	20.8	15.3	10.3	5.91	1.14
10	371	365	356	345	266	150	64.9	46.0	39.2	36.7	32.9	28.0	22.6	17.1	12.0	7.44	1.17	1.15
15	358	353	340	307	252	160	81.6	48.5	40.5	37.4	34.3	30.0	24.9	19.6	14.5	9.77	5.63	1.11
20	340	329	290	216	131	65.9	47.5	39.9	37.5	34.7	30.8	26.0	20.9	15.9	11.2	7.00	1.07	1.10
25	242	232	209	167	117	73.2	47.3	41.0	37.4	34.9	31.5	27.3	22.6	17.8	13.2	8.92	4.98	1.06
30	135	112	82.1	58.0	48.5	42.4	38.6	36.9	34.6	31.3	27.4	23.0	18.4	14.0	9.89	6.20	1.05	1.07
35	92.2	84.7	70.7	55.1	45.7	41.7	38.2	36.0	33.9	31.0	27.6	23.7	19.5	15.4	11.4	7.83	4.26	1.02
40	42.3	41.5	40.0	38.6	37.6	36.5	35.0	32.7	29.9	26.7	23.2	19.4	15.6	12.0	8.54	5.42	1.00	1.00
45	39.0	38.6	37.8	36.6	35.6	34.3	32.8	30.9	28.5	25.7	22.6	19.3	16.0	12.7	9.54	6.62	3.60	1.01
50	35.3	34.9	34.2	33.2	31.9	30.4	28.5	26.2	23.8	21.0	18.2	15.3	12.4	9.60	6.97	4.53	1.02	1.03
55	30.6	30.4	29.9	29.2	28.2	27.0	25.4	23.7	21.6	19.4	17.1	14.7	12.2	9.84	7.53	5.35	2.86	1.03
60	25.7	25.4	24.9	24.1	23.0	21.8	20.3	18.7	16.9	15.1	13.1	11.2	9.19	7.28	5.43	3.67	1.03	1.04
65	20.3	20.2	19.9	19.4	18.7	17.9	16.9	15.7	14.4	13.0	11.6	10.1	8.53	7.01	5.52	4.07	2.24	1.07
70	14.8	14.7	14.4	14.0	13.5	12.8	12.1	11.2	10.3	9.27	8.22	7.13	6.03	4.93	3.85	2.78	1.10	1.06
75	10.2	10.2	10.1	9.97	9.70	9.34	8.88	8.37	7.80	7.17	6.49	5.77	5.04	4.30	3.57	2.85	1.64	1.12
80	5.66	5.72	5.67	5.59	5.48	5.31	5.11	4.87	4.58	4.25	3.93	3.57	3.18	2.77	2.40	2.02	1.13	1.14
85	0.00	0.00	0.00	0.00	0.00	0.00	0.00	0.00	0.00	0.00	0.00	0.00	0.00	0.00	0.00	0.00	0.00	0.00
90	0.00	0.00	0.00	0.00	0.00	0.00	0.00	0.00	0.00	0.00	0.00	0.00	0.00	0.00	0.00	0.00	0.00	0.00

H(h) Range:-90 - 90DEG
H(h) Interval: 1.0DEG
Test Speed: HIGH
Temperature:25.3DEG
Operators:NORDECOR
Test Date:2024-11-12

V(B) Range:-80 - 80DEG
V(B) Interval: 5.0DEG
Test System:EVERFINE GO-2000A_V1 SYSTEM V2.00.411
Humidity:65.0%
Test Distance:5.780m [K=1.0000]
Remarks: