

Floodlight Summary:

Report based on lamp delivering 1000 lumens.

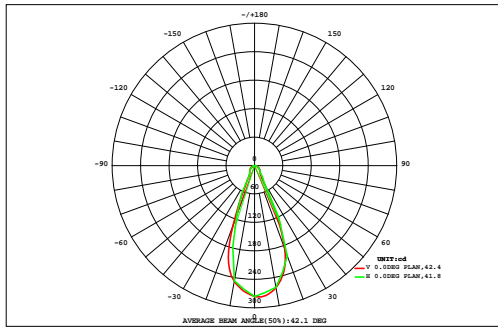
Maximum Intensity (Luminaire orientation as tested.)		1652.9 cd per klm. 0.0 degrees vertical -2.0 degrees horizontal
Beam Spread	At 10% of Imax At 50% of Imax At 90% of Imax	65.1V x 59.5H 41.8V x 42.4H 22.0V x 22.1H
Beam Flux	Total To 10% of Imax To 50% of Imax To 90% of Imax	995.1 lumens per klm. 730.1 lumens per klm. 540.2 lumens per klm. 161.8 lumens per klm.
	Upward LOR Downward LOR	0.0 % 99.5 %
Luminaire Efficiency(Light Output Ratio)		100.0 %

H(β) Range:-90 - 90DEG
H(β) Interval: 1.0DEG
Test Speed: HIGH
Temperature:25.3DEG
Operators:NORDECOR
Test Date:2024-11-12

V(B) Range:-80 - 80DEG
V(B) Interval: 5.0DEG
Test System:EVERFINE GO-2000A_V1 SYSTEM V2.00.411
Humidity:65.0%
Test Distance:5.780m [K=1.0000]
Remarks:

LUMINAIRE PHOTOMETRIC TEST REPORT

Test:U:220.29V I:0.0484A P:5.0300W PF:0.4716 Freq:50.00Hz Lamp Flux:167.714x1 lm		
NAME: 6451 45°	TYPE:	WEIGHT:150g
SPEC.:5W	DIM.: φ7.5*7cm	SERIAL No.:01
MFR.: NORDECOR	SUR.:	Shielding Angle:45°



DATA OF LAMP		Eff:33.34lm/W	
MODEL		Imax(cd)	277.2
NOMINAL POWER(W)		AVAILABILITY(%)	73.6
RATED VOLTAGE(V)		Avai. FLUX(lm)	123.4
NOMINAL FLUX(lm)	167.714	LOR(%)	100.0
LAMPS INSIDE	1	TOTAL FLUX(lm)	167.7
TEST VOLTAGE(V)	0	q @50%(H,V)	42,42DEG

VERTICAL(DEG)	AREA FLUX DIAGRAM																UNIT:lm		F t	F a
	90	80	70	60	50	40	30	20	10	0	10	20	30	40	50	60	70	80	90	
90	0.00	0.00	0.00	0.00	0.00	0.00	0.00	0.00	0.00	0.00	0.00	0.00	0.00	0.00	0.00	0.00	0.00	0.00	0.00	
80	0.00	0.01	0.02	0.03	0.04	0.05	0.06	0.06	0.06	0.05	0.05	0.05	0.04	0.03	0.02	0.01	0.00	0.61	0.00	
70	0.00	0.01	0.02	0.04	0.07	0.10	0.12	0.14	0.13	0.13	0.12	0.11	0.09	0.07	0.04	0.02	0.01	0.00	1.25	0.00
60	0.00	0.01	0.04	0.07	0.12	0.17	0.22	0.26	0.28	0.27	0.25	0.21	0.17	0.11	0.07	0.03	0.01	0.00	2.31	0.00
50	0.00	0.02	0.05	0.10	0.17	0.25	0.32	0.38	0.41	0.41	0.38	0.32	0.24	0.17	0.10	0.05	0.02	0.00	3.40	0.00
40	0.00	0.02	0.06	0.13	0.23	0.33	0.43	0.50	0.55	0.55	0.50	0.42	0.32	0.22	0.13	0.06	0.02	0.00	4.49	0.00
30	0.00	0.03	0.08	0.16	0.28	0.40	0.52	0.77	1.41	1.59	0.99	0.54	0.39	0.27	0.15	0.07	0.02	0.00	7.67	3.40
20	0.00	0.03	0.09	0.19	0.32	0.45	0.75	2.57	4.80	4.85	3.05	1.03	0.45	0.30	0.18	0.08	0.03	0.00	19.2	16.2
10	0.00	0.03	0.09	0.20	0.34	0.50	1.54	5.84	8.10	8.10	5.98	1.99	0.51	0.33	0.19	0.09	0.03	0.00	33.9	31.3
0	0.00	0.03	0.10	0.21	0.35	0.53	2.13	6.24	8.08	8.08	6.56	2.37	0.52	0.33	0.20	0.09	0.03	0.00	35.9	33.4
-10	0.00	0.03	0.09	0.20	0.33	0.50	1.65	4.70	6.86	6.98	5.08	1.39	0.46	0.32	0.19	0.09	0.03	0.00	28.9	26.5
-20	0.00	0.03	0.09	0.18	0.30	0.43	0.71	2.18	3.84	3.80	1.92	0.56	0.41	0.29	0.17	0.08	0.03	0.00	15.0	12.3
-30	0.00	0.02	0.07	0.16	0.26	0.37	0.47	0.45	0.47	0.50	0.38	0.40	0.36	0.25	0.15	0.07	0.02	0.00	4.44	0.23
-40	0.00	0.02	0.06	0.13	0.22	0.31	0.40	0.45	0.45	0.43	0.43	0.39	0.31	0.21	0.12	0.06	0.02	0.00	4.00	0.00
-50	0.00	0.02	0.05	0.10	0.16	0.24	0.31	0.37	0.39	0.39	0.36	0.30	0.23	0.15	0.09	0.04	0.02	0.00	3.24	0.00
-60	0.00	0.01	0.03	0.07	0.11	0.16	0.20	0.24	0.26	0.26	0.24	0.20	0.15	0.11	0.06	0.03	0.01	0.00	2.17	0.00
-70	0.00	0.01	0.02	0.04	0.07	0.09	0.10	0.11	0.12	0.13	0.12	0.11	0.09	0.06	0.04	0.02	0.01	0.00	1.13	0.00
-80	0.00	0.00	0.01	0.01	0.01	0.01	0.01	0.01	0.01	0.01	0.02	0.02	0.02	0.01	0.01	0.01	0.00	0.00	0.18	0.00
-90	0.00	0.00	0.00	0.00	0.00	0.00	0.00	0.00	0.00	0.00	0.00	0.00	0.00	0.00	0.00	0.00	0.00	0.00	0.00	0.00
F t	0.06	0.34	0.98	2.03	3.39	4.90	9.95	25.3	36.2	36.5	26.4	10.4	4.77	3.25	1.91	0.91	0.31	0.05	168	---
F a	0.00	0.00	0.00	0.00	0.00	0.19	5.66	21.8	32.8	33.2	23.2	6.38	0.18	0.00	0.00	0.00	0.00	0.00	---	123

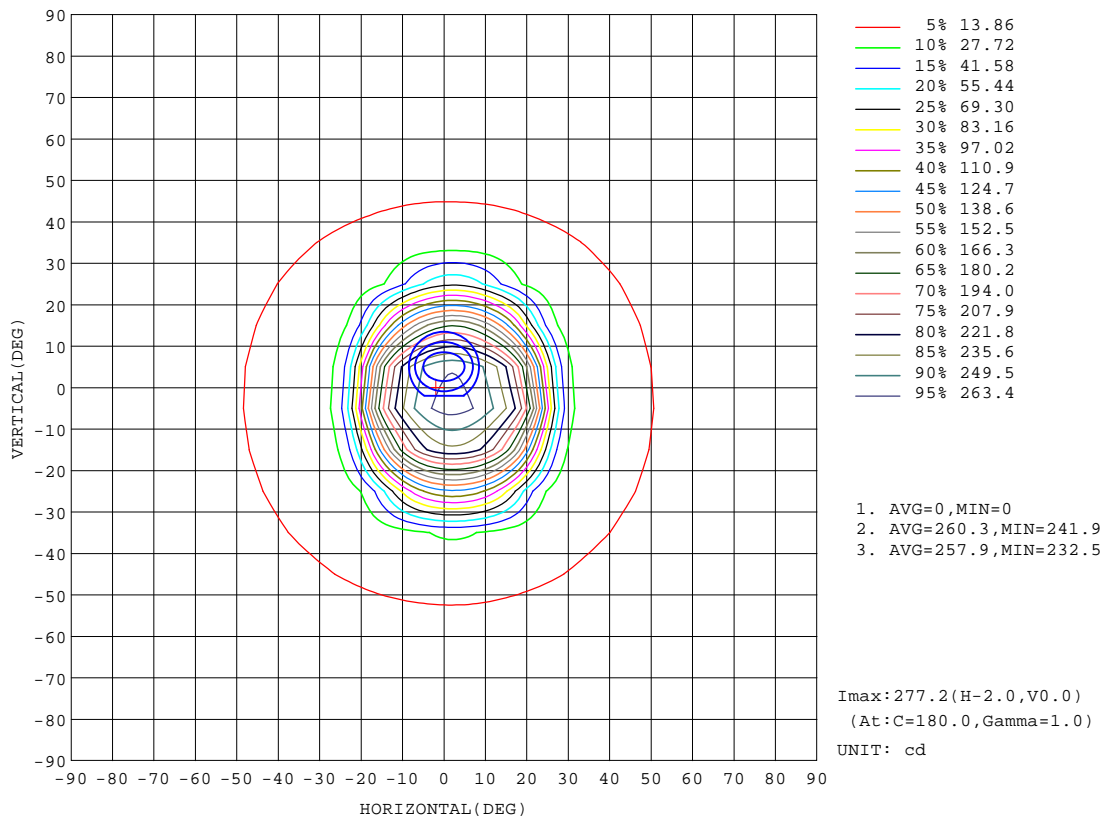
one-half-peak spread: U:24.2,D:17.8 , L:20.9,R:21.7 NEMA Beam Type: Type 4

H(h) Range:-90 - 90DEG
H(h) Interval: 1.0DEG
Test Speed: HIGH
Temperature:25.3DEG
Operators:NORDECOR
Test Date:2024-11-12

V(B) Range:-80 - 80DEG
V(B) Interval: 5.0DEG
Test System:EVERFINE GO-2000A_V1 SYSTEM V2.00.411
Humidity:65.0%
Test Distance:5.780m [K=1.0000]
Remarks:

ISOCANDELA DIAGRAM

Test:U:220.29V I:0.0484A P:5.0300W PF:0.4716 Freq:50.00Hz Lamp Flux:167.714x1 lm		
NAME: 6451 45°	TYPE:	WEIGHT:150g
SPEC.:5W	DIM.: Φ7.5*7cm	SERIAL No.:01
MFR.: NORDECOR	SUR.:	Shielding Angle:45°

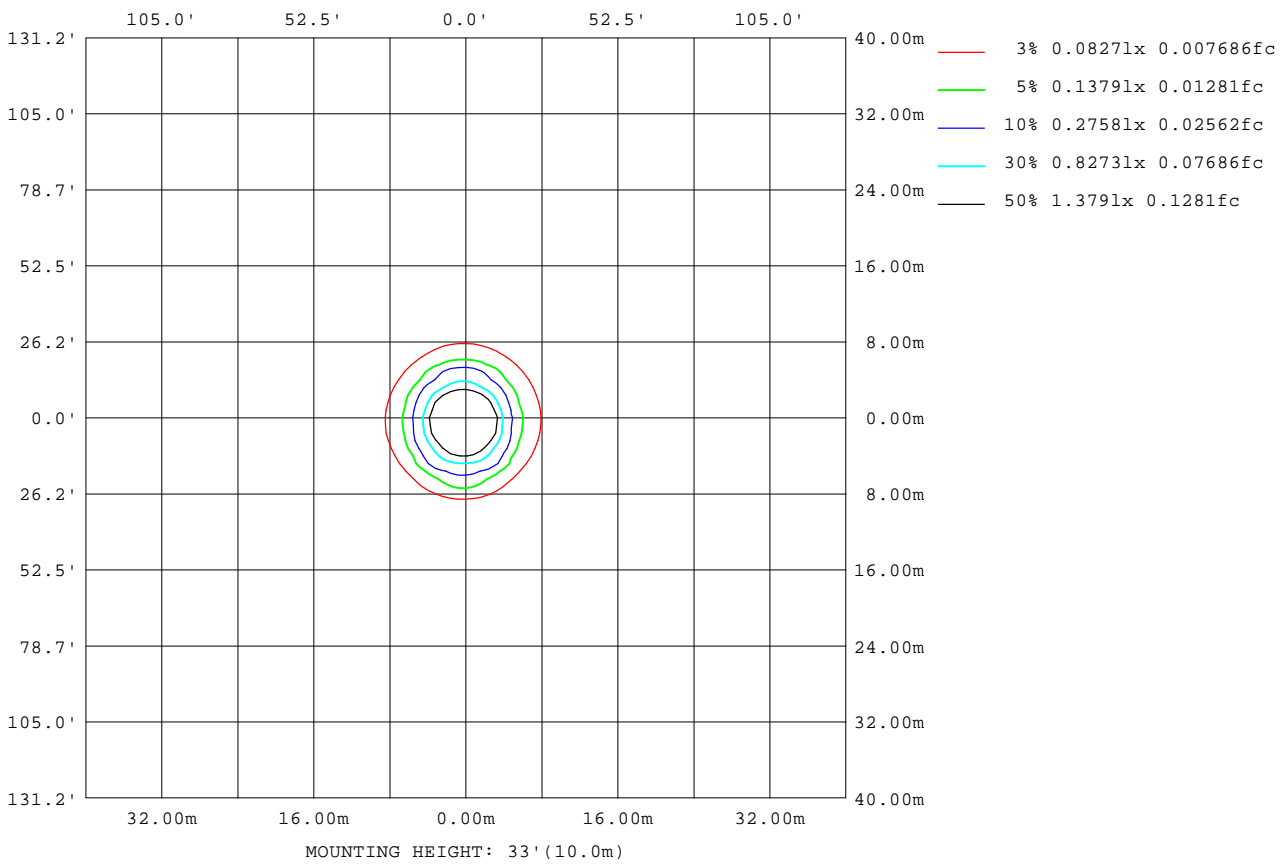


H(β) Range:-90 - 90DEG
 H(β) Interval: 1.0DEG
 Test Speed: HIGH
 Temperature:25.3DEG
 Operators:NORDECOR
 Test Date:2024-11-12

V(B) Range:-80 - 80DEG
 V(B) Interval: 5.0DEG
 Test System:EVERFINE GO-2000A_V1 SYSTEM V2.00.411
 Humidity:65.0%
 Test Distance:5.780m [K=1.0000]
 Remarks:

ISOLUX DIAGRAM

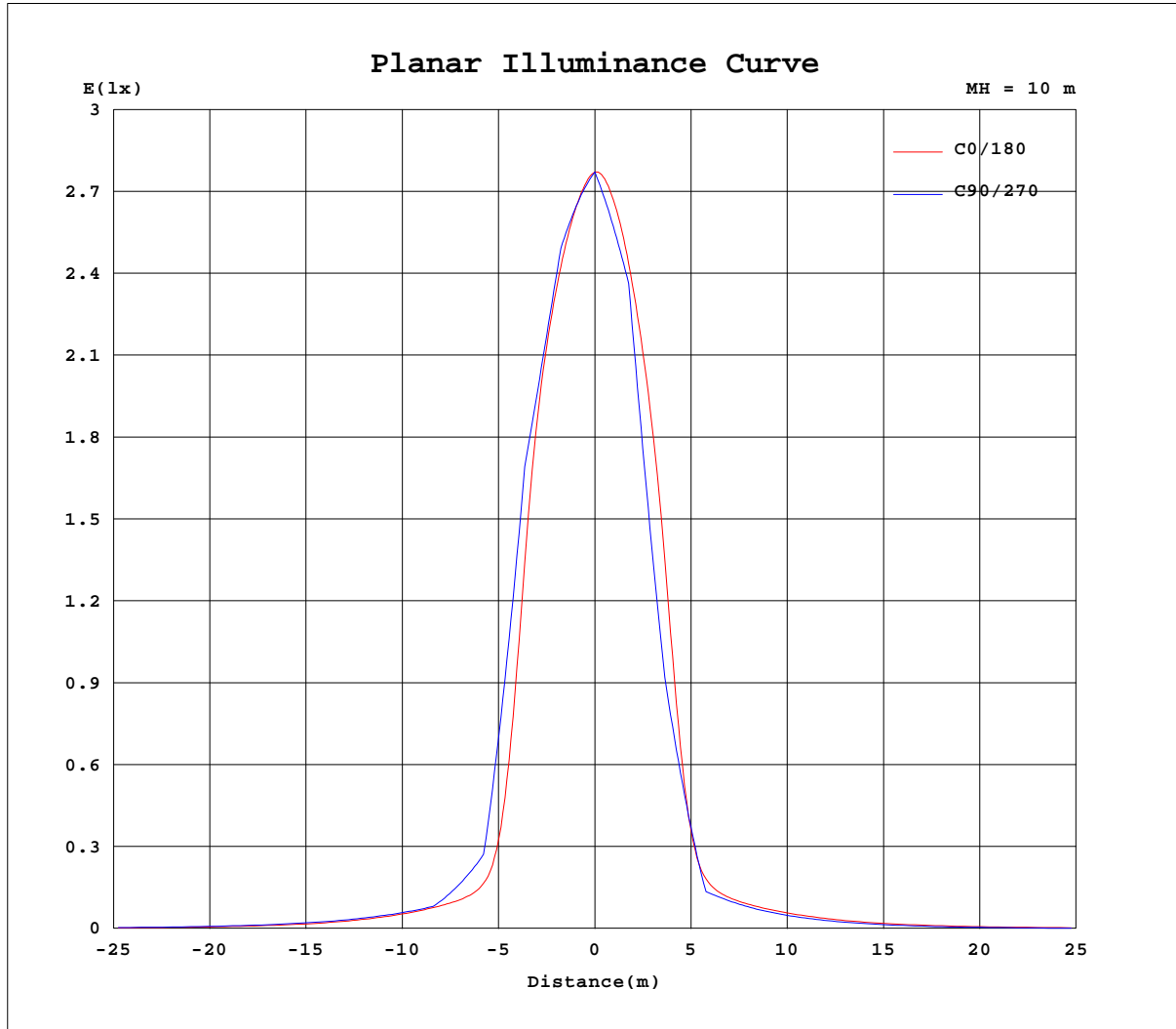
Test:U:220.29V I:0.0484A P:5.0300W PF:0.4716 Freq:50.00Hz Lamp Flux:167.714x1 lm		
NAME: 6451 45°	TYPE:	WEIGHT:150g
SPEC.:5W	DIM.: ϕ 7.5*7cm	SERIAL No.:01
MFR.: NORDECOR	SUR.:	Shielding Angle:45°



H(β) Range:-90 - 90DEG
 H(β) Interval: 1.0DEG
 Test Speed: HIGH
 Temperature:25.3DEG
 Operators:NORDECOR
 Test Date:2024-11-12

V(B) Range:-80 - 80DEG
 V(B) Interval: 5.0DEG
 Test System:EVERFINE GO-2000A_V1 SYSTEM V2.00.411
 Humidity:65.0%
 Test Distance:5.780m [K=1.0000]
 Remarks:

Planar Illuminance Curve



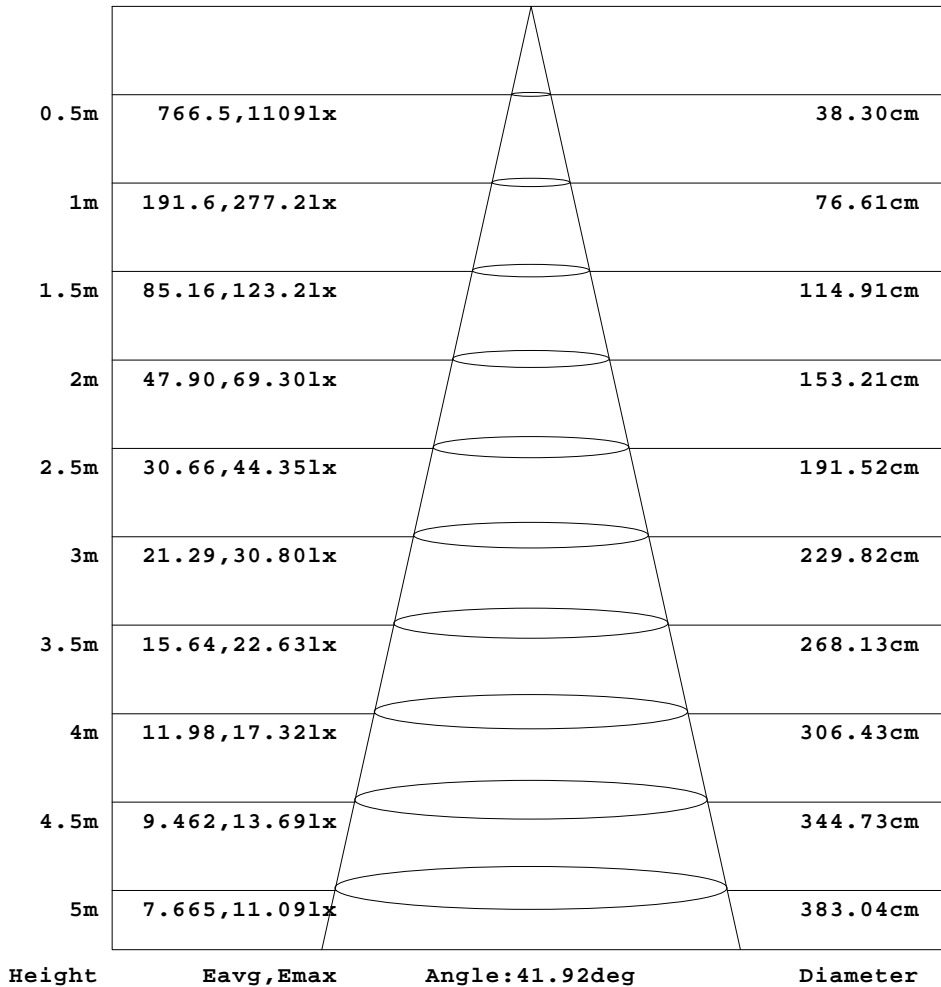
H(β) Range:-90 - 90DEG
 H(β) Interval: 1.0DEG
 Test Speed: HIGH
 Temperature:25.3DEG
 Operators:NORDECOR
 Test Date:2024-11-12

V(B) Range:-80 - 80DEG
 V(B) Interval: 5.0DEG
 Test System:EVERFINE GO-2000A_V1 SYSTEM V2.00.411
 Humidity:65.0%
 Test Distance:5.780m [K=1.0000]
 Remarks:

AAI Figure

Test:U:220.29V I:0.0484A P:5.0300W PF:0.4716 Freq:50.00Hz Lamp Flux:167.714x1 lm		
NAME: 6451 45°	TYPE:	WEIGHT:150g
SPEC.:5W	DIM.: ϕ 7.5*7cm	SERIAL No.:01
MFR.: NORDECOR	SUR.:	Shielding Angle:45°

Flux out:88.70 lm



Note:The Curves indicate the illuminated area and the average illumination when the luminaire is at different distance.

H(β) Range:-90 - 90DEG
H(β) Interval: 1.0DEG
Test Speed: HIGH
Temperature:25.3DEG
Operators:NORDECOR
Test Date:2024-11-12

V(B) Range:-80 - 80DEG
V(B) Interval: 5.0DEG
Test System:EVERFINE GO-2000A_V1 SYSTEM V2.00.411
Humidity:65.0%
Test Distance:5.780m [K=1.0000]
Remarks:

LUMINOUS DISTRIBUTION INTENSITY DATA

Test:U:220.29V I:0.0484A P:5.0300W PF:0.4716 Freq:50.00Hz Lamp Flux:167.714x1 lm		
NAME: 6451 45°	TYPE:	WEIGHT:150g
SPEC.:5W	DIM.: Φ7.5*7cm	SERIAL No.:01
MFR.: NORDECOR	SUR.:	Shielding Angle:45°

Table--1

UNIT: cd

H(DEG) V(DEG)	-90	-85	-80	-75	-70	-65	-60	-55	-50	-45	-40	-35	-30	-25	-20	-15	-10	-5	0
-90	0.00	0.00	0.00	0.00	0.00	0.00	0.00	0.00	0.00	0.00	0.00	0.00	0.00	0.00	0.00	0.00	0.00	0.00	0.00
-85	0.00	0.00	0.00	0.00	0.00	0.00	0.00	0.00	0.00	0.00	0.00	0.00	0.00	0.00	0.00	0.00	0.00	0.00	0.00
-80	0.72	0.83	0.97	1.11	1.24	1.38	1.52	1.63	1.73	1.81	1.87	1.86	1.77	1.62	1.46	1.41	1.41	1.49	1.60
-75	0.73	0.73	0.95	1.15	1.37	1.61	1.89	2.19	2.51	2.82	3.11	3.34	3.48	3.57	3.61	3.63	3.72	3.80	3.93
-70	0.74	0.98	1.25	1.55	1.89	2.28	2.73	3.26	3.79	4.30	4.74	5.07	5.35	5.58	5.79	5.99	6.16	6.32	6.48
-65	0.74	0.75	1.12	1.47	1.87	2.36	2.96	3.60	4.28	4.95	5.61	6.20	6.72	7.20	7.61	7.96	8.25	8.45	8.60
-60	0.75	1.13	1.53	2.02	2.62	3.39	4.20	5.03	5.85	6.66	7.44	8.19	8.87	9.48	10.00	10.4	10.7	10.8	10.8
-55	0.74	0.75	1.29	1.79	2.43	3.25	4.18	5.15	6.13	7.12	8.11	9.08	9.99	10.8	11.6	12.1	12.5	12.8	12.9
-50	0.76	1.27	1.82	2.55	3.53	4.59	5.70	6.84	8.01	9.15	10.3	11.4	12.5	13.4	14.1	14.6	14.9	15.0	15.0
-45	0.75	0.76	1.45	2.12	3.05	4.18	5.39	6.67	7.98	9.34	10.7	12.0	13.1	14.1	14.9	15.6	16.1	16.4	16.6
-40	0.76	1.40	2.10	3.13	4.37	5.69	7.11	8.59	10.1	11.7	13.2	14.4	15.4	16.2	16.9	17.5	17.9	18.1	18.1
-35	0.77	0.77	1.60	2.46	3.68	5.05	6.53	8.11	9.77	11.5	13.1	14.5	15.7	16.8	18.1	19.8	22.6	26.6	29.7
-30	0.77	1.52	2.41	3.70	5.17	6.75	8.46	10.3	12.2	14.0	15.4	16.6	17.8	19.4	21.9	26.5	33.6	40.4	41.4
-25	0.78	0.79	1.74	2.77	4.20	5.78	7.51	9.37	11.4	13.4	15.1	16.5	18.0	20.6	28.2	51.7	85.4	111	122
-20	0.79	1.63	2.64	4.10	5.75	7.55	9.52	11.6	13.8	15.6	17.2	18.8	21.9	32.1	69.3	131	180	201	203
-15	0.78	0.80	1.83	2.99	4.57	6.30	8.21	10.3	12.6	14.7	16.5	18.2	20.7	29.6	66.7	131	185	218	231
-10	0.79	1.68	2.79	4.38	6.13	8.08	10.2	12.6	14.8	16.7	18.5	21.3	31.1	80.1	167	221	247	259	260
-5	0.80	0.80	1.87	3.11	4.73	6.51	8.52	10.7	13.1	15.3	17.2	19.0	22.6	38.9	106	190	234	258	268
0	0.80	1.68	2.82	4.40	6.13	8.12	10.3	12.7	15.0	16.9	18.8	21.9	34.7	96.4	186	235	261	275	276
5	0.80	0.79	1.86	3.09	4.67	6.42	8.39	10.5	12.9	15.1	16.9	18.7	21.9	35.1	90.3	171	224	250	261
10	0.78	1.67	2.76	4.28	5.98	7.84	9.90	12.1	14.4	16.3	17.9	20.1	26.0	53.8	127	197	231	245	247
15	0.78	0.78	1.79	2.90	4.38	6.04	7.82	9.77	11.9	14.0	15.8	17.4	19.4	24.2	44.5	89.0	133	162	178
20	0.77	1.55	2.50	3.84	5.42	7.04	8.83	10.8	12.8	14.7	16.2	17.6	19.4	22.8	31.5	53.5	84.4	106	109
25	0.75	0.76	1.66	2.60	3.91	5.36	6.91	8.58	10.3	12.2	13.9	15.4	16.7	18.2	20.7	26.6	39.5	55.2	64.8
30	0.75	1.45	2.25	3.40	4.72	6.14	7.65	9.20	10.8	12.5	14.1	15.3	16.4	17.3	18.3	19.2	20.2	20.8	20.8
35	0.77	0.77	1.52	2.27	3.31	4.51	5.80	7.15	8.54	9.98	11.5	12.8	14.0	15.1	15.9	16.7	17.5	18.1	18.4
40	0.78	1.34	1.96	2.75	3.81	4.93	6.11	7.31	8.53	9.78	11.0	12.2	13.3	14.3	14.9	15.5	15.8	16.0	15.9
45	0.76	0.78	1.37	1.92	2.63	3.53	4.51	5.54	6.57	7.61	8.67	9.69	10.7	11.6	12.3	12.9	13.4	13.7	13.8
50	0.77	1.20	1.64	2.18	2.87	3.70	4.56	5.42	6.28	7.13	7.96	8.74	9.48	10.1	10.7	11.1	11.4	11.5	11.5
55	0.77	0.77	1.20	1.58	2.03	2.59	3.24	3.94	4.64	5.35	6.03	6.69	7.30	7.87	8.36	8.76	9.08	9.25	9.27
60	0.77	1.06	1.35	1.69	2.07	2.51	3.03	3.59	4.14	4.67	5.15	5.62	6.05	6.41	6.70	6.93	7.06	7.00	6.86
65	0.79	0.78	1.04	1.27	1.52	1.81	2.14	2.52	2.90	3.27	3.64	3.99	4.33	4.63	4.82	4.92	4.94	4.86	4.73
70	0.77	0.91	1.09	1.25	1.44	1.64	1.85	2.05	2.26	2.43	2.70	2.90	3.11	3.17	3.11	2.95	2.73	2.50	2.40
75	0.75	0.78	0.88	0.99	1.09	1.21	1.33	1.46	1.58	1.66	1.79	1.93	2.05	2.14	2.15	2.09	1.98	1.82	1.71
80	0.78	0.79	0.84	0.90	0.94	0.98	1.02	1.05	1.05	1.06	1.10	1.14	1.14	1.12	1.11	1.06	1.00	0.95	0.91
85	0.00	0.00	0.00	0.00	0.00	0.00	0.00	0.00	0.00	0.00	0.00	0.00	0.00	0.00	0.00	0.00	0.00	0.00	0.00
90	0.00	0.00	0.00	0.00	0.00	0.00	0.00	0.00	0.00	0.00	0.00	0.00	0.00	0.00	0.00	0.00	0.00	0.00	0.00

H(h) Range:-90 - 90DEG
H(h) Interval: 1.0DEG
Test Speed: HIGH
Temperature:25.3DEG
Operators:NORDECOR
Test Date:2024-11-12

V(B) Range:-80 - 80DEG
V(B) Interval: 5.0DEG
Test System:EVERFINE GO-2000A_V1 SYSTEM V2.00.411
Humidity:65.0%
Test Distance:5.780m [K=1.0000]
Remarks:

LUMINOUS DISTRIBUTION INTENSITY DATA

Test:U:220.29V I:0.0484A P:5.0300W PF:0.4716 Freq:50.00Hz Lamp Flux:167.714x1 lm		
NAME: 6451 45°	TYPE:	WEIGHT:150g
SPEC.:5W	DIM.: Φ7.5*7cm	SERIAL No.:01
MFR.: NORDECOR	SUR.:	Shielding Angle:45°

Table--2

UNIT: cd

H(DEG) V(DEG)	5	10	15	20	25	30	35	40	45	50	55	60	65	70	75	80	85	90
-90	0.00	0.00	0.00	0.00	0.00	0.00	0.00	0.00	0.00	0.00	0.00	0.00	0.00	0.00	0.00	0.00	0.00	0.00
-85	0.00	0.00	0.00	0.00	0.00	0.00	0.00	0.00	0.00	0.00	0.00	0.00	0.00	0.00	0.00	0.00	0.00	0.00
-80	1.81	2.01	2.18	2.29	2.29	2.23	2.14	2.04	1.90	1.76	1.60	1.44	1.29	1.14	0.95	0.75	0.71	0.67
-75	4.07	4.18	4.22	4.18	4.07	3.89	3.64	3.37	3.07	2.75	2.42	2.08	1.79	1.53	1.30	1.07	0.82	0.71
-70	6.52	6.42	6.19	5.92	5.56	5.16	4.71	4.24	3.73	3.21	2.70	2.26	1.88	1.55	1.26	0.98	0.71	0.73
-65	8.65	8.58	8.36	8.02	7.61	7.11	6.54	5.93	5.29	4.63	3.96	3.30	2.69	2.14	1.70	1.34	0.98	0.71
-60	10.7	10.4	10.00	9.48	8.86	8.17	7.41	6.61	5.80	4.97	4.16	3.36	2.60	2.01	1.54	1.14	0.71	0.71
-55	12.9	12.7	12.4	11.9	11.3	10.5	9.60	8.64	7.65	6.65	5.65	4.68	3.74	2.87	2.13	1.58	1.12	0.72
-50	14.9	14.5	14.0	13.4	12.5	11.4	10.3	9.08	7.90	6.73	5.60	4.50	3.46	2.51	1.81	1.28	0.72	0.75
-45	16.5	16.3	15.8	15.3	14.6	13.7	12.6	11.5	10.1	8.71	7.36	6.06	4.83	3.67	2.61	1.82	1.24	0.72
-40	17.8	17.3	16.7	16.0	15.2	14.3	13.1	11.6	10.1	8.52	7.03	5.63	4.33	3.10	2.11	1.41	0.72	0.73
-35	29.4	26.0	21.9	19.0	17.3	16.1	15.0	13.9	12.4	10.7	9.00	7.37	5.83	4.42	3.12	2.07	1.35	0.73
-30	35.9	28.1	22.2	19.1	17.4	16.2	15.1	13.8	12.1	10.2	8.33	6.63	5.06	3.63	2.39	1.55	0.75	0.75
-25	121	109	84.3	50.2	26.8	19.3	17.1	15.7	14.3	12.5	10.5	8.50	6.70	5.06	3.58	2.31	1.46	0.75
-20	189	153	91.6	40.8	22.8	18.5	16.8	15.4	13.6	11.6	9.43	7.48	5.69	4.09	2.67	1.67	0.76	0.76
-15	230	217	185	131	63.2	27.0	19.3	17.1	15.5	13.6	11.5	9.31	7.31	5.51	3.90	2.49	1.54	0.76
-10	252	234	196	110	38.9	21.4	18.1	16.3	14.5	12.3	10.0	7.91	6.01	4.32	2.81	1.74	0.77	0.82
-5	267	256	236	192	101	34.9	20.8	17.9	16.1	14.1	11.9	9.64	7.54	5.69	4.02	2.55	1.56	0.77
0	266	247	213	131	46.1	22.6	18.5	16.6	14.6	12.4	10.1	7.98	6.08	4.36	2.82	1.72	0.78	0.74
5	260	248	221	166	82.2	31.4	20.3	17.7	15.9	13.9	11.6	9.42	7.37	5.56	3.92	2.49	1.53	0.78
10	236	209	146	66.5	28.0	20.1	17.7	15.9	13.9	11.8	9.57	7.55	5.73	4.11	2.67	1.66	0.77	0.79
15	177	160	128	81.0	38.6	22.2	18.3	16.5	14.8	12.8	10.7	8.69	6.82	5.15	3.62	2.32	1.44	0.75
20	92.1	62.0	35.8	23.8	19.6	17.6	16.1	14.4	12.6	10.5	8.60	6.82	5.20	3.71	2.42	1.53	0.74	0.72
25	64.1	53.4	37.5	25.3	19.9	17.6	16.1	14.7	13.0	11.2	9.36	7.63	6.03	4.56	3.20	2.09	1.34	0.73
30	20.3	19.3	18.4	17.4	16.4	15.2	13.9	12.3	10.6	8.92	7.34	5.86	4.48	3.19	2.15	1.41	0.72	0.72
35	18.3	17.9	17.3	16.5	15.6	14.6	13.4	12.1	10.6	9.17	7.71	6.32	5.03	3.81	2.69	1.84	1.21	0.71
40	15.8	15.4	14.9	14.1	13.2	12.1	10.9	9.60	8.32	7.07	5.86	4.71	3.62	2.59	1.82	1.25	0.70	0.71
45	13.7	13.5	13.2	12.6	11.9	11.1	10.1	9.12	8.04	6.97	5.93	4.90	3.90	2.96	2.18	1.57	1.06	0.69
50	11.4	11.0	10.6	10.0	9.33	8.58	7.76	6.90	6.05	5.20	4.34	3.50	2.67	2.04	1.52	1.06	0.68	0.74
55	9.17	9.00	8.73	8.38	7.95	7.45	6.89	6.27	5.57	4.87	4.18	3.47	2.81	2.21	1.74	1.33	0.91	0.72
60	6.71	6.55	6.33	6.08	5.77	5.44	5.02	4.50	3.98	3.44	2.88	2.40	1.97	1.61	1.28	0.91	0.75	0.75
65	4.60	4.50	4.40	4.33	4.25	4.14	3.97	3.72	3.38	3.00	2.63	2.25	1.92	1.62	1.34	1.06	0.80	0.75
70	2.34	2.30	2.36	2.46	2.55	2.57	2.54	2.40	2.18	1.97	1.76	1.57	1.38	1.18	0.95	0.77	0.76	0.77
75	1.64	1.62	1.62	1.68	1.74	1.80	1.80	1.78	1.68	1.52	1.40	1.29	1.16	1.06	0.95	0.84	0.76	0.75
80	0.91	0.94	0.97	1.00	1.03	1.04	1.04	1.01	0.93	0.88	0.84	0.80	0.79	0.77	0.78	0.75	0.75	0.77
85	0.00	0.00	0.00	0.00	0.00	0.00	0.00	0.00	0.00	0.00	0.00	0.00	0.00	0.00	0.00	0.00	0.00	0.00
90	0.00	0.00	0.00	0.00	0.00	0.00	0.00	0.00	0.00	0.00	0.00	0.00	0.00	0.00	0.00	0.00	0.00	0.00

H(h) Range:-90 - 90DEG
H(h) Interval: 1.0DEG
Test Speed: HIGH
Temperature:25.3DEG
Operators:NORDECOR
Test Date:2024-11-12

V(B) Range:-80 - 80DEG
V(B) Interval: 5.0DEG
Test System:EVERFINE GO-2000A_V1 SYSTEM V2.00.411
Humidity:65.0%
Test Distance:5.780m [K=1.0000]
Remarks: