

Floodlight Summary:

Report based on lamp delivering 1000 lumens.

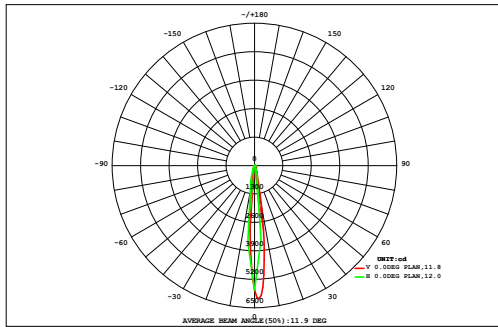
Maximum Intensity (Luminaire orientation as tested.)		11325.5 cd per klm. 0.0 degrees vertical -2.0 degrees horizontal
Beam Spread	At 10% of Imax At 50% of Imax At 90% of Imax	28.3V x 25.0H 12.0V x 11.9H 4.4V x 4.6H
Beam Flux	Total To 10% of Imax To 50% of Imax To 90% of Imax	978.3 lumens per klm. 567.1 lumens per klm. 234.4 lumens per klm. 19.3 lumens per klm.
	Upward LOR Downward LOR	0.0 % 97.8 %
Luminaire Efficiency(Light Output Ratio)		100.0 %

H (h) Range:-90 - 90DEG
H (h) Interval: 1.0DEG
Test Speed: HIGH
Temperature:25.3DEG
Operators:AED
Test Date:2024-04-11

V(B) Range:-80 - 80DEG
V(B) Interval: 5.0DEG
Test System:EVERFINE GO-2000A_V1 SYSTEM V2.00.411
Humidity:65.0%
Test Distance:5.780m [K=1.0000]
Remarks:

LUMINAIRE PHOTOMETRIC TEST REPORT

Test:U:220.15V I:0.1958A P:18.649W PF:0.4326 Freq:50.00Hz Lamp Flux:537.375x1 lm		
NAME: 6420	TYPE:	WEIGHT:730g
SPEC.:20W	DIM.: φ130*9cm	SERIAL No.:01
MFR.: NORDECOR	SUR.:	Shielding Angle:12°



DATA OF LAMP		Eff:28.82lm/W	
MODEL		Imax (cd)	6086
NOMINAL POWER (W)		AVAILABILITY (%)	61.6
RATED VOLTAGE (V)		Avai. FLUX (lm)	330.9
NOMINAL FLUX (lm)	537.375	LOR (%)	100.0
LAMPS INSIDE	1	TOTAL FLUX (lm)	537.4
TEST VOLTAGE (V)	0	q @50% (H,V)	12,12DEG

VERTICAL (DEG)	AREA FLUX DIAGRAM																UNIT:lm		F t	F a
	90	80	70	60	50	40	30	20	10	0	10	20	30	40	50	60	70	80	90	
90	0.00	0.00	0.00	0.00	0.00	0.00	0.00	0.00	0.00	0.00	0.00	0.00	0.00	0.00	0.00	0.00	0.00	0.00	0.00	
80	0.00	0.02	0.03	0.04	0.05	0.05	0.06	0.07	0.07	0.07	0.06	0.05	0.04	0.03	0.02	0.01	0.00	0.75	0.00	
70	0.00	0.01	0.02	0.03	0.04	0.05	0.06	0.07	0.08	0.08	0.07	0.06	0.05	0.04	0.03	0.02	0.01	0.00	0.72	0.00
60	0.00	0.01	0.02	0.03	0.04	0.07	0.11	0.17	0.22	0.21	0.17	0.11	0.06	0.04	0.03	0.02	0.01	0.00	1.32	0.00
50	0.00	0.01	0.02	0.03	0.05	0.14	0.32	0.53	0.69	0.68	0.52	0.32	0.15	0.05	0.03	0.02	0.01	0.00	3.56	0.00
40	0.00	0.01	0.02	0.04	0.13	0.38	0.78	1.34	1.80	1.77	1.36	0.83	0.40	0.12	0.03	0.02	0.01	0.00	9.06	0.00
30	0.00	0.01	0.03	0.07	0.28	0.71	1.65	3.25	4.75	4.72	3.30	1.79	0.77	0.25	0.06	0.02	0.01	0.00	21.7	0.00
20	0.00	0.02	0.04	0.12	0.41	1.12	3.01	6.96	14.1	15.6	7.37	3.08	1.11	0.37	0.10	0.03	0.01	0.00	53.5	15.2
10	0.00	0.02	0.04	0.15	0.49	1.44	4.17	12.2	55.4	65.2	12.7	4.03	1.32	0.42	0.12	0.03	0.01	0.00	158	124
0	0.00	0.02	0.04	0.15	0.49	1.46	4.33	15.4	101	77.5	12.3	3.90	1.28	0.41	0.12	0.03	0.01	0.01	219	190
-10	0.00	0.02	0.04	0.13	0.41	1.15	3.09	7.68	9.48	7.71	6.26	2.73	0.99	0.34	0.09	0.03	0.01	0.00	40.2	1.67
-20	0.00	0.01	0.03	0.08	0.28	0.72	1.61	2.83	3.34	3.17	2.74	1.48	0.64	0.23	0.05	0.02	0.01	0.00	17.2	0.00
-30	0.00	0.01	0.02	0.04	0.14	0.37	0.71	1.10	1.36	1.34	1.02	0.60	0.33	0.11	0.03	0.02	0.01	0.00	7.22	0.00
-40	0.00	0.01	0.02	0.03	0.06	0.16	0.31	0.46	0.56	0.53	0.41	0.26	0.12	0.04	0.02	0.02	0.01	0.00	2.99	0.00
-50	0.00	0.01	0.02	0.03	0.04	0.06	0.12	0.19	0.23	0.22	0.15	0.09	0.05	0.04	0.03	0.02	0.01	0.00	1.31	0.00
-60	0.00	0.01	0.02	0.03	0.04	0.05	0.06	0.06	0.06	0.06	0.06	0.05	0.04	0.03	0.03	0.02	0.01	0.00	0.65	0.00
-70	0.00	0.01	0.02	0.02	0.03	0.04	0.04	0.04	0.05	0.05	0.04	0.04	0.03	0.03	0.02	0.02	0.01	0.00	0.49	0.00
-80	0.00	0.00	0.01	0.01	0.01	0.01	0.02	0.02	0.02	0.02	0.02	0.02	0.01	0.01	0.01	0.01	0.00	0.00	0.20	0.00
-90	0.00	0.00	0.00	0.00	0.00	0.00	0.00	0.00	0.00	0.00	0.00	0.00	0.00	0.00	0.00	0.00	0.00	0.00	0.00	0.00
F t	0.06	0.21	0.43	1.02	2.99	7.98	20.4	52.3	194	179	48.5	19.4	7.40	2.57	0.83	0.36	0.19	0.06	537	---
F a	0.00	0.00	0.00	0.00	0.00	0.00	0.00	11.7	163	149	7.11	0.00	0.00	0.00	0.00	0.00	0.00	0.00	---	331

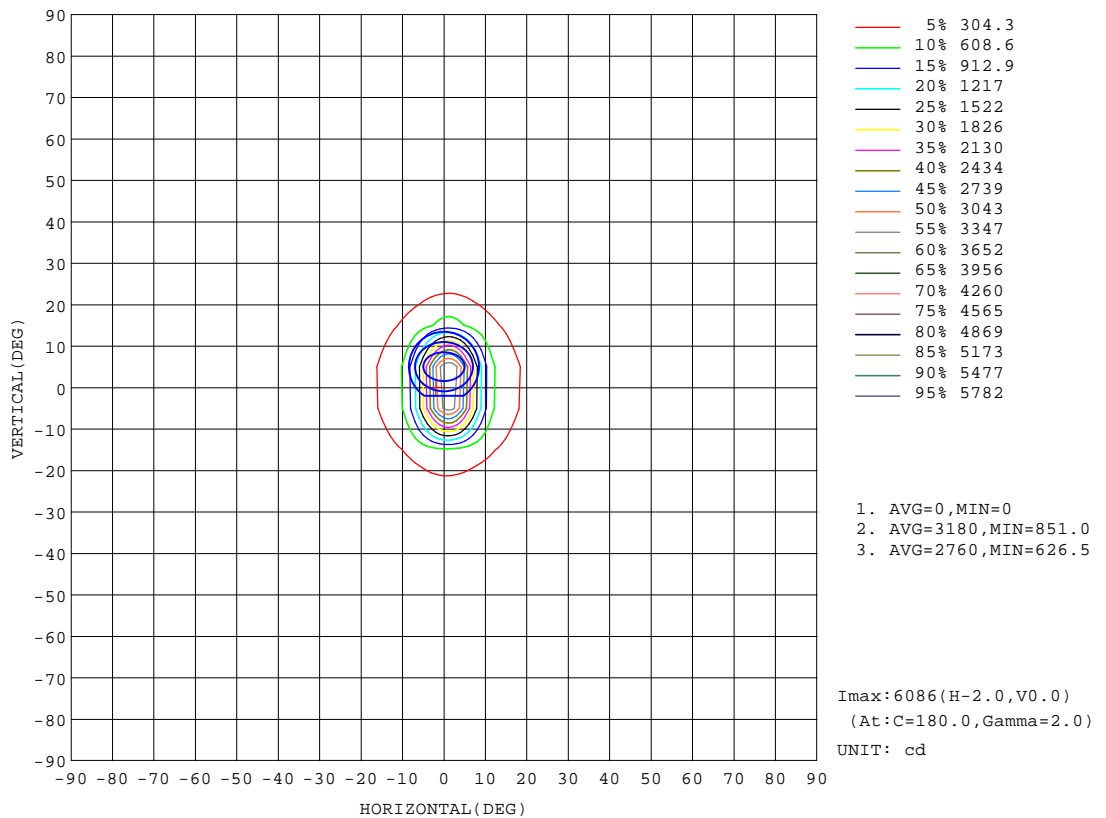
one-half-peak spread: U:5.9,D:6.2 , L:5.9,R:6.0 NEMA Beam Type: Type 2

H(h) Range:-90 - 90DEG
H(h) Interval: 1.0DEG
Test Speed: HIGH
Temperature:25.3DEG
Operators:AED
Test Date:2024-04-11

V(B) Range:-80 - 80DEG
V(B) Interval: 5.0DEG
Test System:EVERFINE GO-2000A_V1 SYSTEM V2.00.411
Humidity:65.0%
Test Distance:5.780m [K=1.0000]
Remarks:

ISOCANDELA DIAGRAM

Test:U:220.15V I:0.1958A P:18.649W PF:0.4326 Freq:50.00Hz Lamp Flux:537.375x1 lm		
NAME: 6420	TYPE:	WEIGHT:730g
SPEC.:20W	DIM.: ϕ 130*9cm	SERIAL No.:01
MFR.: NORDECOR	SUR.:	Shielding Angle:12°

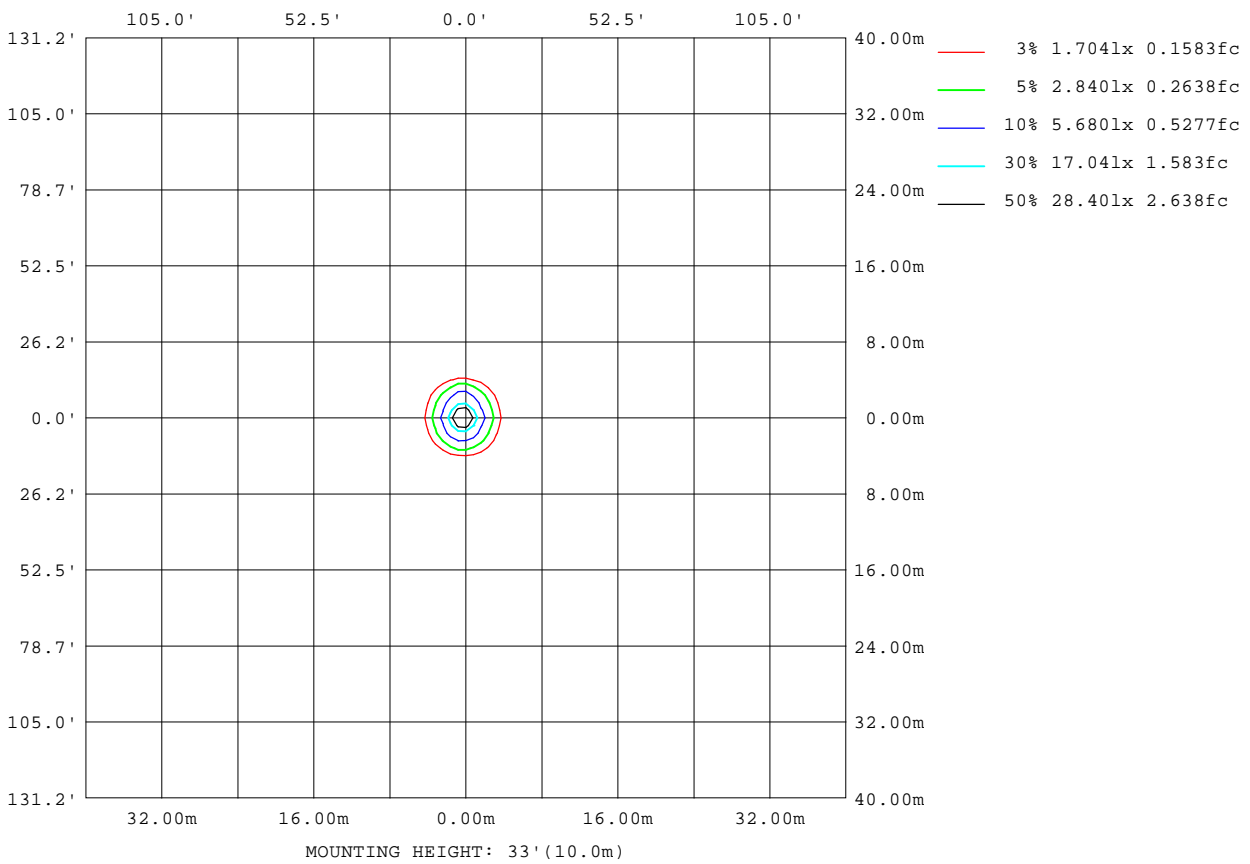


H(β) Range:-90 - 90DEG
 H(β) Interval: 1.0DEG
 Test Speed: HIGH
 Temperature:25.3DEG
 Operators:AED
 Test Date:2024-04-11

V(B) Range:-80 - 80DEG
 V(B) Interval: 5.0DEG
 Test System:EVERFINE GO-2000A_V1 SYSTEM V2.00.411
 Humidity:65.0%
 Test Distance:5.780m [K=1.0000]
 Remarks:

ISOLUX DIAGRAM

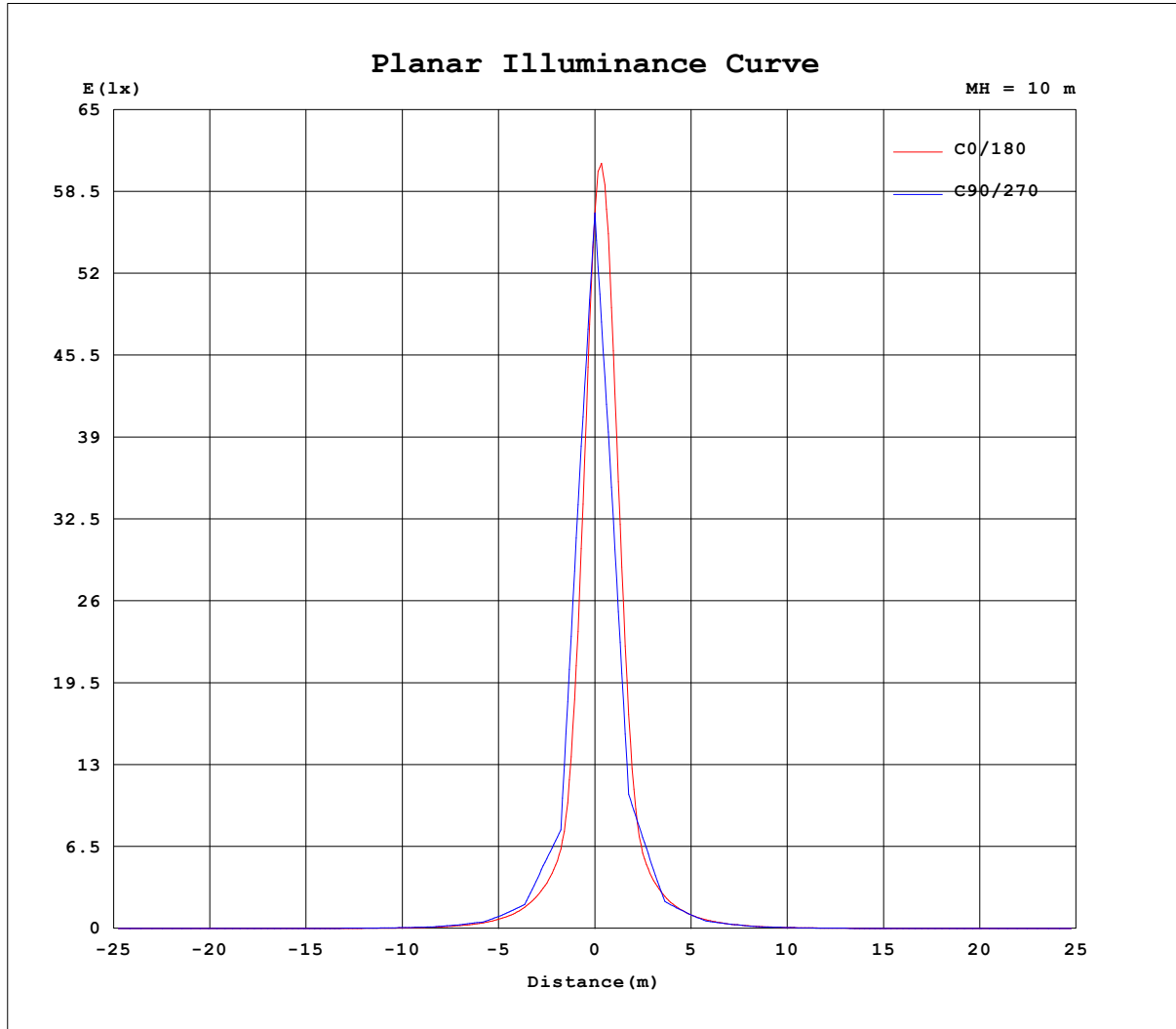
Test:U:220.15V I:0.1958A P:18.649W PF:0.4326 Freq:50.00Hz Lamp Flux:537.375x1 lm		
NAME: 6420	TYPE:	WEIGHT:730g
SPEC.:20W	DIM.: ϕ 130*9cm	SERIAL No.:01
MFR.: NORDECOR	SUR.:	Shielding Angle:12°



H(β) Range:-90 - 90DEG
H(β) Interval: 1.0DEG
Test Speed: HIGH
Temperature:25.3DEG
Operators:AED
Test Date:2024-04-11

V(β) Range:-80 - 80DEG
V(β) Interval: 5.0DEG
Test System:EVERFINE GO-2000A_V1 SYSTEM V2.00.411
Humidity:65.0%
Test Distance:5.780m [K=1.0000]
Remarks:

Planar Illuminance Curve



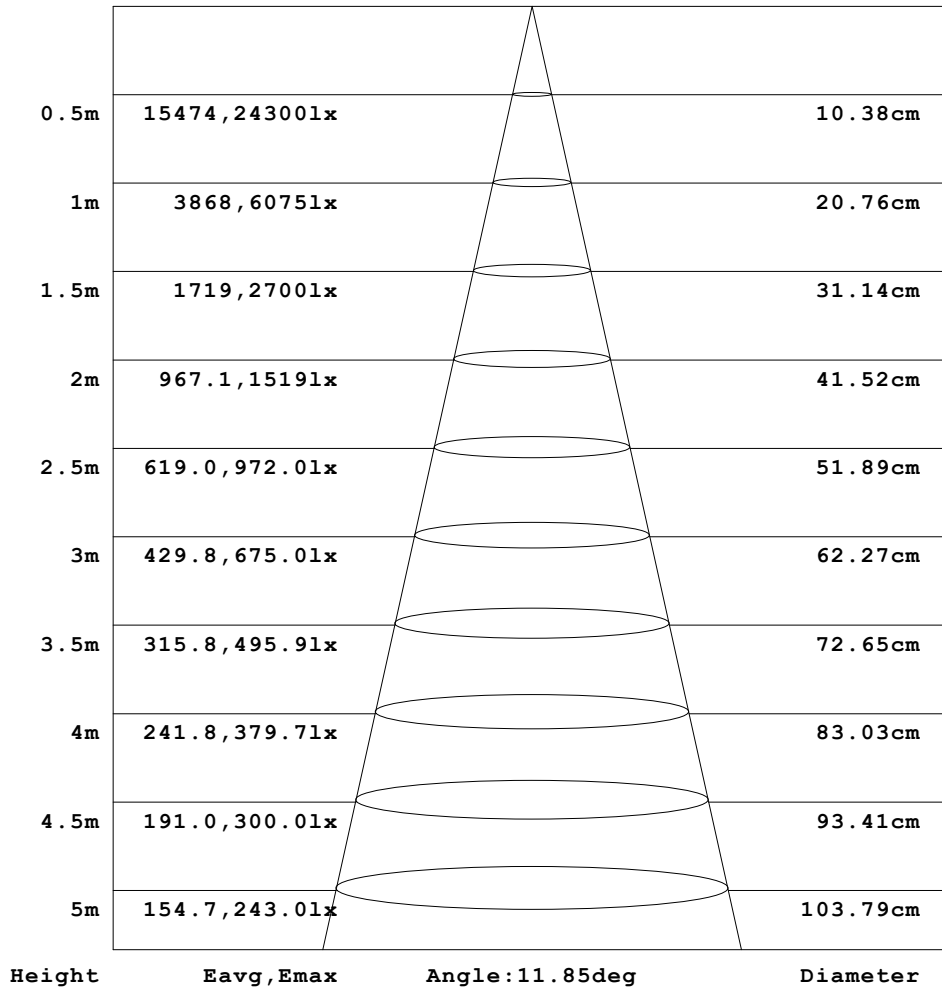
H (h) Range:-90 - 90DEG
 H (h) Interval: 1.0DEG
 Test Speed: HIGH
 Temperature:25.3DEG
 Operators:AED
 Test Date:2024-04-11

V(B) Range:-80 - 80DEG
 V(B) Interval: 5.0DEG
 Test System:EVERFINE GO-2000A_V1 SYSTEM V2.00.411
 Humidity:65.0%
 Test Distance:5.780m [K=1.0000]
 Remarks:

AAI Figure

Test:U:220.15V I:0.1958A P:18.649W PF:0.4326 Freq:50.00Hz Lamp Flux:537.375x1 lm		
NAME: 6420	TYPE:	WEIGHT:730g
SPEC.:20W	DIM.: ϕ 130*9cm	SERIAL No.:01
MFR.: NORDECOR	SUR.:	Shielding Angle:12°

Flux out:134.3 lm



Note:The Curves indicate the illuminated area and the average illumination when the luminaire is at different distance.

H_(b) Range:-90 - 90DEG
H_(b) Interval: 1.0DEG
Test Speed: HIGH
Temperature:25.3DEG
Operators:AED
Test Date:2024-04-11

V(B) Range:-80 - 80DEG
V(B) Interval: 5.0DEG
Test System:EVERFINE GO-2000A_V1 SYSTEM V2.00.411
Humidity:65.0%
Test Distance:5.780m [K=1.0000]
Remarks:

LUMINOUS DISTRIBUTION INTENSITY DATA

Test:U:220.15V I:0.1958A P:18.649W PF:0.4326 Freq:50.00Hz Lamp Flux:537.375x1 lm		
NAME: 6420	TYPE:	WEIGHT:730g
SPEC.:20W	DIM.: φ130*9cm	SERIAL No.:01
MFR.: NORDECOR	SUR.:	Shielding Angle:12°

Table--1

UNIT: cd

H (DEG) \ V (DEG)	-90	-85	-80	-75	-70	-65	-60	-55	-50	-45	-40	-35	-30	-25	-20	-15	-10	-5	0
-90	0.00	0.00	0.00	0.00	0.00	0.00	0.00	0.00	0.00	0.00	0.00	0.00	0.00	0.00	0.00	0.00	0.00	0.00	0.00
-85	0.00	0.00	0.00	0.00	0.00	0.00	0.00	0.00	0.00	0.00	0.00	0.00	0.00	0.00	0.00	0.00	0.00	0.00	0.00
-80	1.05	1.11	1.15	1.14	1.11	1.14	1.18	1.19	1.21	1.25	1.23	1.24	1.25	1.27	1.30	1.31	1.35	1.37	1.41
-75	1.17	1.19	1.25	1.27	1.29	1.29	1.29	1.33	1.34	1.37	1.39	1.44	1.46	1.51	1.55	1.58	1.63	1.67	1.69
-70	1.26	1.33	1.38	1.41	1.43	1.45	1.48	1.49	1.54	1.57	1.61	1.67	1.72	1.79	1.85	1.91	1.97	2.00	2.01
-65	1.28	1.34	1.39	1.44	1.48	1.50	1.53	1.58	1.63	1.70	1.80	1.95	2.11	2.29	2.49	2.68	2.85	2.97	3.01
-60	1.39	1.41	1.46	1.51	1.56	1.59	1.65	1.70	1.80	1.95	2.16	2.42	2.70	3.02	3.37	3.65	3.89	4.01	4.01
-55	1.27	1.28	1.32	1.37	1.42	1.47	1.55	1.64	1.78	1.97	2.24	2.65	3.51	4.55	5.64	6.78	7.74	8.48	8.85
-50	1.18	1.21	1.25	1.30	1.36	1.43	1.56	1.73	1.96	2.31	2.76	3.85	5.58	7.38	9.32	11.1	12.5	13.5	13.6
-45	1.23	1.24	1.28	1.34	1.39	1.44	1.54	1.67	1.86	2.22	3.85	5.63	8.19	11.0	13.8	16.8	19.5	21.6	22.8
-40	1.28	1.34	1.38	1.43	1.48	1.56	1.69	1.83	2.04	3.98	6.96	10.5	14.0	18.0	21.9	25.8	29.1	31.6	31.9
-35	1.32	1.36	1.43	1.51	1.59	1.71	1.89	2.12	2.95	4.99	8.62	12.8	18.2	24.5	31.8	39.6	47.4	54.0	57.7
-30	1.38	1.46	1.56	1.68	1.83	2.07	2.36	2.95	6.11	10.2	15.1	21.5	29.7	39.6	51.0	62.9	74.1	81.9	83.8
-25	1.41	1.47	1.58	1.71	1.87	2.13	2.52	3.37	5.94	10.4	16.1	23.8	34.9	50.3	70.2	93.9	120	144	158
-20	1.49	1.60	1.74	1.91	2.18	2.62	3.39	6.10	11.0	17.0	25.7	38.4	57.4	83.9	117	157	197	227	233
-15	1.47	1.54	1.68	1.86	2.10	2.50	3.22	5.20	9.43	15.6	23.9	36.5	57.1	87.8	136	208	306	437	554
-10	1.51	1.63	1.81	2.07	2.45	3.14	4.85	8.71	15.0	23.1	35.7	56.9	90.5	144	235	371	565	822	822
-5	1.46	1.56	1.72	1.94	2.23	2.73	3.73	6.46	11.5	18.8	28.9	46.0	75.3	120	200	336	615	1810	3402
0	1.52	1.66	1.86	2.14	2.54	3.31	5.32	9.52	16.4	25.3	40.1	66.6	109	181	309	564	1778	4988	5680
5	1.44	1.55	1.71	1.94	2.24	2.74	3.73	6.47	11.6	19.0	29.3	46.9	76.9	123	204	344	629	1848	3544
10	1.49	1.62	1.81	2.08	2.46	3.18	4.86	8.83	15.4	23.8	37.0	59.5	95.2	149	247	390	607	1020	1118
15	1.45	1.53	1.67	1.88	2.14	2.57	3.31	5.27	9.74	16.1	24.7	38.3	60.9	95.3	150	227	333	491	711
20	1.49	1.60	1.77	1.98	2.26	2.77	3.57	6.49	11.5	17.8	27.0	41.2	64.0	97.7	139	181	226	257	260
25	1.45	1.49	1.60	1.75	1.93	2.21	2.67	3.52	6.28	11.2	17.1	25.7	38.4	56.9	82.6	112	141	169	180
30	1.39	1.50	1.58	1.71	1.88	2.17	2.53	3.22	6.76	11.2	16.8	24.1	33.0	45.0	61.1	77.3	91.2	97.7	95.4
35	1.36	1.38	1.45	1.54	1.64	1.77	1.99	2.25	3.14	5.59	9.39	14.2	20.2	27.4	37.1	47.1	57.2	64.5	66.5
40	1.31	1.35	1.41	1.46	1.52	1.63	1.76	1.91	2.18	4.28	7.50	11.3	15.8	20.7	25.2	29.5	33.0	35.3	35.7
45	1.24	1.27	1.31	1.36	1.40	1.46	1.57	1.71	1.88	2.31	3.90	5.91	8.66	11.9	15.3	18.6	21.7	24.0	25.0
50	1.22	1.25	1.28	1.30	1.34	1.41	1.53	1.68	1.89	2.13	2.49	3.66	5.41	7.20	9.23	11.6	13.3	14.3	14.0
55	1.27	1.28	1.31	1.36	1.39	1.43	1.50	1.62	1.76	1.94	2.15	2.52	3.38	4.36	5.36	6.55	7.75	8.47	8.74
60	1.34	1.37	1.41	1.44	1.48	1.53	1.61	1.71	1.83	1.98	2.16	2.34	2.53	2.71	2.89	3.04	3.13	3.19	3.17
65	1.37	1.39	1.43	1.46	1.50	1.53	1.59	1.66	1.73	1.83	1.94	2.05	2.18	2.29	2.41	2.52	2.59	2.64	2.67
70	1.43	1.47	1.49	1.53	1.56	1.59	1.63	1.65	1.75	1.81	1.86	1.93	1.97	2.02	2.08	2.10	2.12	2.13	2.12
75	1.44	1.47	1.50	1.52	1.55	1.57	1.60	1.63	1.67	1.71	1.74	1.78	1.82	1.84	1.87	1.90	1.92	1.92	1.92
80	1.49	1.51	1.53	1.54	1.55	1.58	1.59	1.61	1.63	1.65	1.67	1.69	1.70	1.70	1.71	1.72	1.72	1.71	1.71
85	0.00	0.00	0.00	0.00	0.00	0.00	0.00	0.00	0.00	0.00	0.00	0.00	0.00	0.00	0.00	0.00	0.00	0.00	0.00
90	0.00	0.00	0.00	0.00	0.00	0.00	0.00	0.00	0.00	0.00	0.00	0.00	0.00	0.00	0.00	0.00	0.00	0.00	0.00

H (h) Range:-90 - 90DEG
H (h) Interval: 1.0DEG
Test Speed: HIGH
Temperature:25.3DEG
Operators:AED
Test Date:2024-04-11

V (B) Range:-80 - 80DEG
V (B) Interval: 5.0DEG
Test System:EVERFINE GO-2000A_V1 SYSTEM V2.00.411
Humidity:65.0%
Test Distance:5.780m [K=1.0000]
Remarks:

LUMINOUS DISTRIBUTION INTENSITY DATA

Test:U:220.15V I:0.1958A P:18.649W PF:0.4326 Freq:50.00Hz Lamp Flux:537.375x1 lm		
NAME: 6420	TYPE:	WEIGHT:730g
SPEC.:20W	DIM.: φ130*9cm	SERIAL No.:01
MFR.: NORDECOR	SUR.:	Shielding Angle:12°

Table--2

UNIT: cd

H (DEG) \ V (DEG)	5	10	15	20	25	30	35	40	45	50	55	60	65	70	75	80	85	90
-90	0.00	0.00	0.00	0.00	0.00	0.00	0.00	0.00	0.00	0.00	0.00	0.00	0.00	0.00	0.00	0.00	0.00	0.00
-85	0.00	0.00	0.00	0.00	0.00	0.00	0.00	0.00	0.00	0.00	0.00	0.00	0.00	0.00	0.00	0.00	0.00	0.00
-80	1.38	1.33	1.31	1.28	1.26	1.23	1.22	1.19	1.18	1.17	1.14	1.15	1.12	1.12	1.12	1.12	1.08	1.00
-75	1.69	1.66	1.61	1.55	1.50	1.44	1.40	1.36	1.32	1.30	1.27	1.25	1.21	1.20	1.18	1.18	1.15	1.11
-70	1.97	1.91	1.83	1.75	1.66	1.59	1.53	1.49	1.43	1.39	1.35	1.32	1.28	1.26	1.24	1.22	1.18	1.18
-65	2.98	2.89	2.72	2.51	2.28	2.08	1.90	1.75	1.64	1.54	1.48	1.42	1.37	1.35	1.33	1.32	1.30	1.26
-60	3.90	3.67	3.35	2.99	2.64	2.33	2.09	1.88	1.72	1.63	1.53	1.48	1.44	1.42	1.40	1.39	1.37	1.38
-55	8.64	7.97	6.90	5.75	4.64	3.67	2.73	2.18	1.91	1.70	1.56	1.45	1.38	1.33	1.30	1.28	1.26	1.24
-50	12.7	11.0	9.08	7.16	5.49	3.82	2.57	2.13	1.83	1.61	1.45	1.33	1.26	1.21	1.16	1.15	1.12	1.17
-45	22.3	20.5	18.1	15.1	11.9	8.91	6.38	4.20	2.52	1.76	1.56	1.42	1.30	1.23	1.19	1.17	1.15	1.14
-40	29.9	27.2	23.7	19.2	14.7	10.9	7.46	4.16	1.97	1.65	1.47	1.34	1.26	1.20	1.19	1.17	1.15	1.11
-35	57.1	53.2	46.2	37.2	27.9	21.1	15.5	10.5	6.06	3.24	1.89	1.67	1.50	1.38	1.31	1.27	1.24	1.22
-30	80.5	71.7	58.1	43.6	32.3	24.6	17.4	11.4	6.22	2.69	2.00	1.76	1.59	1.47	1.39	1.33	1.29	1.28
-25	155	139	116	89.2	62.6	42.6	28.9	19.3	12.0	6.74	3.47	2.23	1.90	1.67	1.53	1.44	1.38	1.32
-20	211	182	142	101	66.7	43.2	28.1	17.9	11.0	6.20	2.97	2.25	1.91	1.68	1.55	1.46	1.39	1.36
-15	477	357	256	172	111	69.7	43.6	27.5	17.2	10.4	5.78	3.01	2.29	1.91	1.69	1.58	1.53	1.47
-10	591	407	262	163	101	61.8	38.0	23.6	14.4	8.73	4.52	2.70	2.17	1.84	1.68	1.63	1.61	1.50
-5	2596	955	424	252	150	91.0	54.9	33.6	20.6	12.7	7.37	3.75	2.54	2.07	1.80	1.70	1.89	2.05
0	2385	661	356	206	121	72.1	43.8	26.7	16.2	10.00	5.32	2.98	2.29	1.92	1.76	1.93	2.49	2.23
5	2705	983	435	258	154	93.4	56.3	34.4	21.0	12.9	7.51	3.84	2.55	2.09	1.82	1.71	1.89	2.05
10	687	432	277	171	107	65.5	39.9	24.8	14.9	9.02	4.74	2.76	2.21	1.88	1.72	1.62	1.61	1.52
15	599	395	271	181	118	75.4	47.1	29.4	18.0	10.8	6.08	3.14	2.32	1.94	1.72	1.59	1.53	1.47
20	233	194	148	109	73.7	48.4	31.1	19.3	11.6	6.72	3.20	2.30	1.93	1.70	1.55	1.46	1.39	1.34
25	172	151	124	95.8	69.9	48.8	32.8	21.0	12.8	7.16	3.67	2.28	1.92	1.67	1.53	1.44	1.38	1.32
30	87.9	76.9	64.6	50.9	39.3	29.0	19.8	11.9	6.63	2.95	2.03	1.78	1.60	1.48	1.40	1.35	1.30	1.25
35	64.1	58.4	50.8	41.9	32.7	25.0	17.9	11.6	6.49	3.38	1.93	1.67	1.50	1.38	1.31	1.27	1.25	1.22
40	34.0	30.9	26.7	21.6	16.5	12.4	8.39	4.74	2.05	1.63	1.46	1.35	1.27	1.20	1.18	1.16	1.15	1.16
45	24.4	22.5	19.7	16.4	13.1	9.78	6.93	4.49	2.61	1.70	1.49	1.34	1.26	1.18	1.15	1.13	1.12	1.11
50	12.7	10.9	8.85	7.16	5.50	3.82	2.34	1.93	1.69	1.49	1.35	1.24	1.15	1.11	1.09	1.09	1.07	1.06
55	8.35	7.54	6.48	5.40	4.52	3.53	2.61	2.03	1.79	1.61	1.46	1.34	1.26	1.20	1.17	1.16	1.14	1.12
60	3.07	2.93	2.75	2.56	2.35	2.17	1.99	1.81	1.67	1.54	1.44	1.35	1.29	1.26	1.23	1.20	1.18	1.16
65	2.64	2.56	2.45	2.34	2.20	2.08	1.96	1.84	1.73	1.62	1.53	1.45	1.40	1.36	1.32	1.31	1.28	1.26
70	2.09	2.06	2.02	1.96	1.90	1.84	1.77	1.71	1.65	1.58	1.55	1.50	1.45	1.42	1.40	1.37	1.34	1.33
75	1.92	1.90	1.87	1.84	1.80	1.76	1.72	1.69	1.64	1.60	1.56	1.52	1.50	1.47	1.45	1.42	1.41	1.39
80	1.71	1.70	1.69	1.67	1.66	1.64	1.62	1.60	1.59	1.57	1.55	1.53	1.50	1.49	1.47	1.46	1.44	1.43
85	0.00	0.00	0.00	0.00	0.00	0.00	0.00	0.00	0.00	0.00	0.00	0.00	0.00	0.00	0.00	0.00	0.00	0.00
90	0.00	0.00	0.00	0.00	0.00	0.00	0.00	0.00	0.00	0.00	0.00	0.00	0.00	0.00	0.00	0.00	0.00	0.00

H(β) Range:-90 - 90DEG
H(β) Interval: 1.0DEG
Test Speed: HIGH
Temperature:25.3DEG
Operators:AED
Test Date:2024-04-11

V(B) Range:-80 - 80DEG
V(B) Interval: 5.0DEG
Test System:EVERFINE GO-2000A_V1 SYSTEM V2.00.411
Humidity:65.0%
Test Distance:5.780m [K=1.0000]
Remarks: