

Floodlight Summary:

Report based on lamp delivering 1000 lumens.

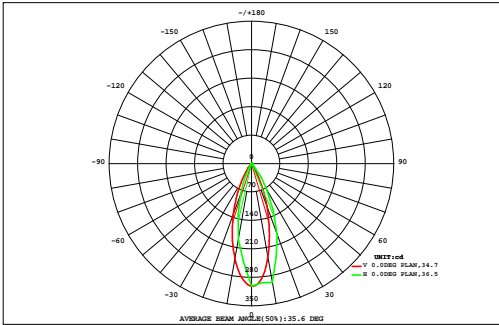
Maximum Intensity (Luminaire orientation as tested.)		2342.7 cd per klm. 0.0 degrees vertical 0.0 degrees horizontal
Beam Spread	At 10% of Imax	64.2V x 61.6H
	At 50% of Imax	36.5V x 34.7H
	At 90% of Imax	15.7V x 12.8H
Beam Flux	Total	996.8 lumens per klm.
	To 10% of Imax	893.3 lumens per klm.
	To 50% of Imax	506.6 lumens per klm.
	To 90% of Imax	108.0 lumens per klm.
	Upward LOR	0.0 %
	Downward LOR	99.7 %
Luminaire Efficiency(Light Output Ratio)		100.0 %

H( $\beta$ ) Range:-90 - 90DEG  
H( $\beta$ ) Interval: 1.0DEG  
Test Speed: HIGH  
Temperature:25.3DEG  
Operators:AED  
Test Date:2024-05-25

V(B) Range:-80 - 80DEG  
V(B) Interval: 5.0DEG  
Test System:EVERFINE GO-2000A\_V1 SYSTEM V2.00.411  
Humidity:65.0%  
Test Distance:5.780m [K=1.0000]  
Remarks:

LUMINAIRE PHOTOMETRIC TEST REPORT

Test:U:220.19V I:0.0229A P:2.4326W PF:0.4818 Freq:50.00Hz Lamp Flux:128.835x1 lm		
NAME: 6390	TYPE:	WEIGHT:320g
SPEC.:10W	DIM.: 13.7*3.5*7cm	SERIAL No.:01
MFR.: NORDECOR	SUR.:	Shielding Angle:38°



DATA OF LAMP		Eff:52.96lm/W	
MODEL		Imax(cd)	301.8
NOMINAL POWER(W)		AVAILABILITY(%)	90.4
RATED VOLTAGE(V)		Avai. FLUX(lm)	116.5
NOMINAL FLUX(lm)	128.835	LOR(%)	100.0
LAMPS INSIDE	1	TOTAL FLUX(lm)	128.8
TEST VOLTAGE(V)	0	q @50%(H,V)	35,37DEG

VERTICAL( DEG)	AREA FLUX DIAGRAM																UNIT:lm		F t	F a
	90	80	70	60	50	40	30	20	10	0	10	20	30	40	50	60	70	80		
90	0.00	0.00	0.00	0.00	0.00	0.00	0.00	0.00	0.00	0.00	0.00	0.00	0.00	0.00	0.00	0.00	0.00	0.00	0.00	
80	0.00	0.01	0.01	0.02	0.02	0.03	0.03	0.03	0.03	0.03	0.03	0.03	0.02	0.02	0.01	0.01	0.00	0.39	0.00	
70	0.00	0.01	0.01	0.02	0.02	0.02	0.03	0.03	0.03	0.03	0.03	0.03	0.02	0.02	0.01	0.01	0.00	0.32	0.00	
60	0.00	0.01	0.01	0.02	0.02	0.02	0.03	0.03	0.03	0.03	0.03	0.03	0.02	0.02	0.01	0.01	0.00	0.32	0.00	
50	0.00	0.01	0.01	0.02	0.02	0.02	0.03	0.03	0.03	0.03	0.03	0.03	0.02	0.02	0.01	0.01	0.00	0.32	0.00	
40	0.00	0.01	0.01	0.02	0.02	0.02	0.03	0.03	0.03	0.03	0.03	0.03	0.02	0.02	0.01	0.01	0.01	0.00	0.32	0.00
30	0.00	0.01	0.01	0.02	0.02	0.02	0.03	0.07	0.14	0.19	0.17	0.11	0.04	0.02	0.01	0.01	0.01	0.00	0.88	0.00
20	0.00	0.01	0.01	0.02	0.02	0.02	0.08	0.41	0.96	1.19	0.96	0.49	0.15	0.03	0.02	0.01	0.01	0.00	4.40	2.62
10	0.00	0.01	0.01	0.02	0.02	0.05	0.35	1.64	3.26	3.77	2.78	1.33	0.42	0.08	0.02	0.01	0.01	0.00	13.8	12.7
0	0.00	0.01	0.01	0.02	0.02	0.10	0.94	3.61	6.49	7.17	5.03	2.40	0.73	0.14	0.02	0.01	0.01	0.00	26.7	25.8
-10	0.00	0.01	0.01	0.02	0.03	0.14	1.39	4.67	8.41	8.98	6.12	2.86	0.86	0.17	0.02	0.01	0.01	0.00	33.7	32.9
-20	0.00	0.01	0.01	0.02	0.03	0.13	1.17	3.86	6.87	7.26	4.99	2.33	0.68	0.13	0.02	0.01	0.01	0.00	27.5	26.7
-30	0.00	0.01	0.01	0.02	0.02	0.07	0.54	1.90	3.46	3.79	2.71	1.29	0.38	0.07	0.02	0.01	0.01	0.00	14.3	13.3
-40	0.00	0.01	0.01	0.02	0.02	0.03	0.14	0.47	1.03	1.14	0.86	0.40	0.14	0.03	0.02	0.01	0.01	0.00	4.33	2.44
-50	0.00	0.01	0.01	0.02	0.02	0.02	0.02	0.07	0.11	0.14	0.12	0.08	0.03	0.02	0.01	0.01	0.01	0.00	0.71	0.00
-60	0.00	0.01	0.01	0.02	0.02	0.02	0.03	0.02	0.02	0.02	0.02	0.02	0.02	0.02	0.02	0.01	0.01	0.00	0.28	0.00
-70	0.00	0.01	0.01	0.02	0.02	0.02	0.03	0.03	0.03	0.03	0.03	0.03	0.03	0.02	0.02	0.01	0.01	0.00	0.34	0.00
-80	0.00	0.01	0.01	0.02	0.02	0.02	0.03	0.03	0.03	0.03	0.03	0.03	0.03	0.02	0.02	0.01	0.01	0.00	0.33	0.00
-90	0.00	0.00	0.01	0.01	0.01	0.01	0.01	0.01	0.01	0.01	0.01	0.01	0.01	0.01	0.01	0.01	0.00	0.00	0.16	0.00
	-90	-80	-70	-60	-50	-40	-30	-20	HORIZONTAL( DEG)	20	30	40	50	60	70	80	90			
F t	0.04	0.12	0.20	0.28	0.35	0.77	4.87	16.9	30.9	33.9	24.0	11.5	3.62	0.83	0.26	0.19	0.12	0.04	129	---
F a	0.00	0.00	0.00	0.00	0.00	0.00	3.38	15.7	30.0	32.8	22.9	10.1	1.61	0.00	0.00	0.00	0.00	0.00	---	117

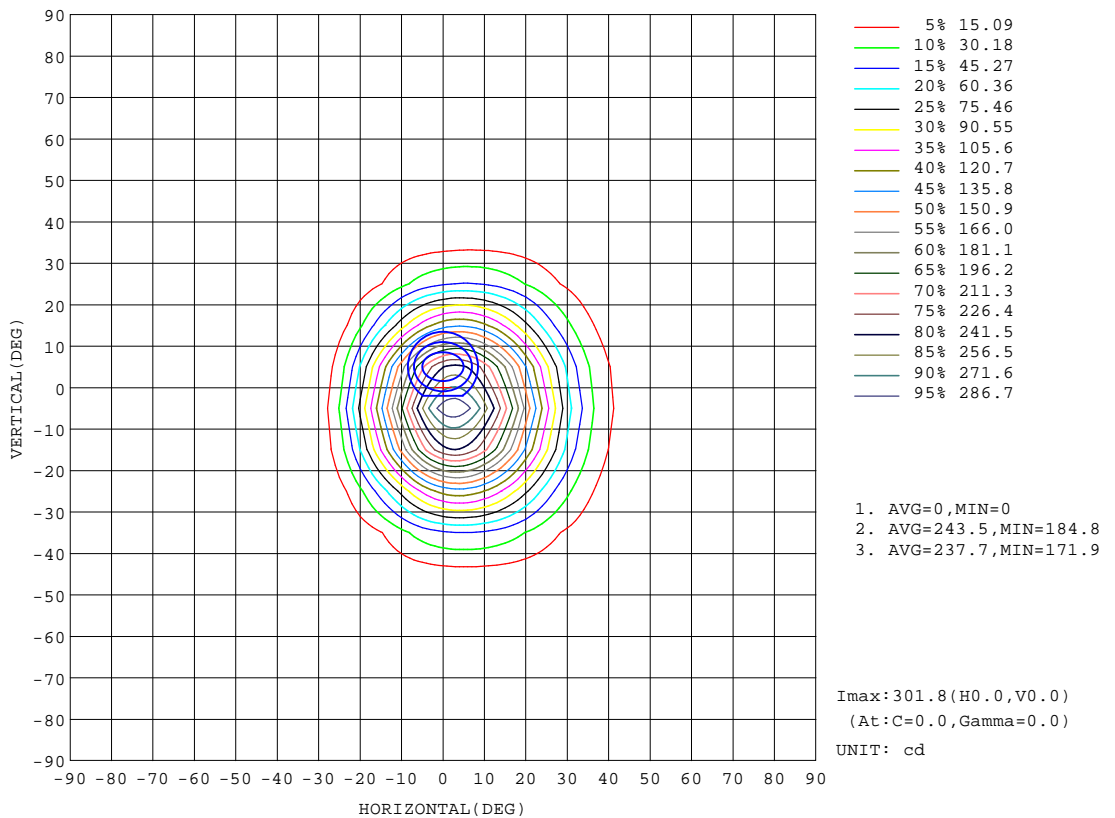
one-half-peak spread: U:23.4,D:13.4 , L:16.7,R:18.3 NEMA Beam Type: Type 4

H(h) Range:-90 - 90DEG  
H(h) Interval: 1.0DEG  
Test Speed: HIGH  
Temperature:25.3DEG  
Operators:AED  
Test Date:2024-05-25

V(B) Range:-80 - 80DEG  
V(B) Interval: 5.0DEG  
Test System:EVERFINE GO-2000A\_V1 SYSTEM V2.00.411  
Humidity:65.0%  
Test Distance:5.780m [K=1.0000]  
Remarks:

ISOCANDELA DIAGRAM

Test:U:220.19V I:0.0229A P:2.4326W PF:0.4818 Freq:50.00Hz Lamp Flux:128.835x1 lm		
NAME: 6390	TYPE:	WEIGHT:320g
SPEC.:10W	DIM.: 13.7*3.5*7cm	SERIAL No.:01
MFR.: NORDECOR	SUR.:	Shielding Angle:38°

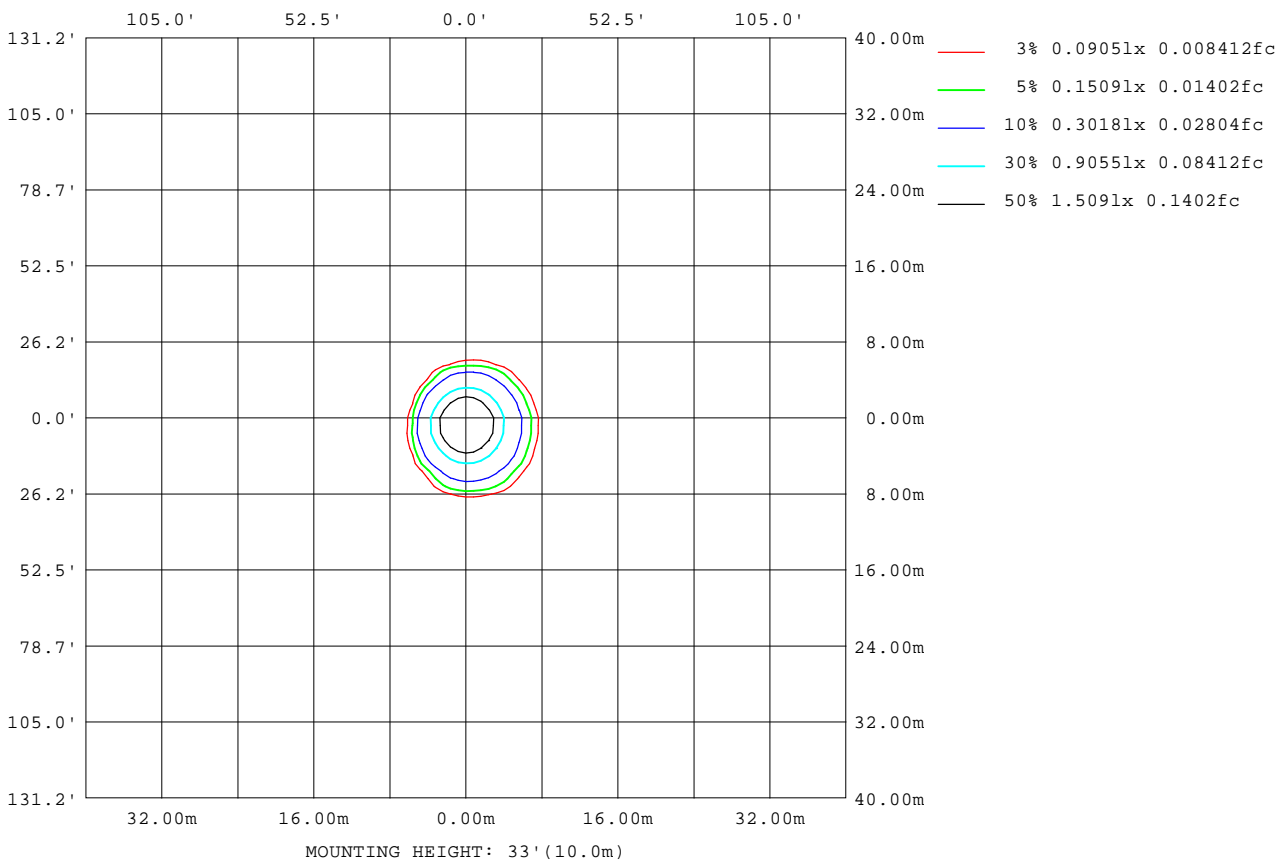


H(b) Range:-90 - 90DEG  
 H(b) Interval: 1.0DEG  
 Test Speed: HIGH  
 Temperature:25.3DEG  
 Operators:AED  
 Test Date:2024-05-25

V(B) Range:-80 - 80DEG  
 V(B) Interval: 5.0DEG  
 Test System:EVERFINE GO-2000A\_V1 SYSTEM V2.00.411  
 Humidity:65.0%  
 Test Distance:5.780m [K=1.0000]  
 Remarks:

ISOLUX DIAGRAM

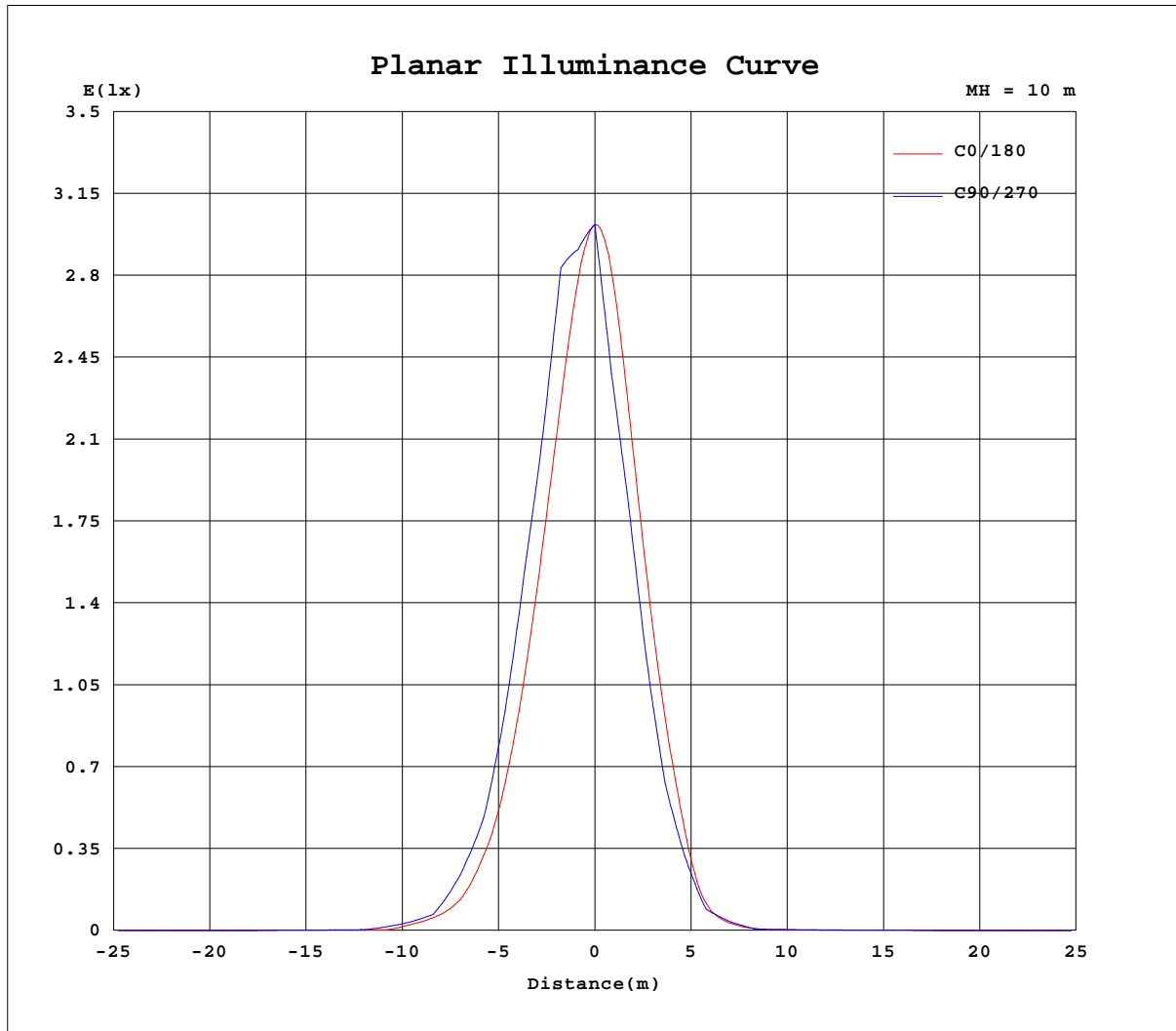
Test:U:220.19V I:0.0229A P:2.4326W PF:0.4818 Freq:50.00Hz Lamp Flux:128.835x1 lm		
NAME: 6390	TYPE:	WEIGHT:320g
SPEC.:10W	DIM.: 13.7*3.5*7cm	SERIAL No.:01
MFR.: NORDECOR	SUR.:	Shielding Angle:38°



H( $\beta$ ) Range:-90 - 90DEG  
H( $\beta$ ) Interval: 1.0DEG  
Test Speed: HIGH  
Temperature:25.3DEG  
Operators:AED  
Test Date:2024-05-25

V(B) Range:-80 - 80DEG  
V(B) Interval: 5.0DEG  
Test System:EVERFINE GO-2000A\_V1 SYSTEM V2.00.411  
Humidity:65.0%  
Test Distance:5.780m [K=1.0000]  
Remarks:

Planar Illuminance Curve



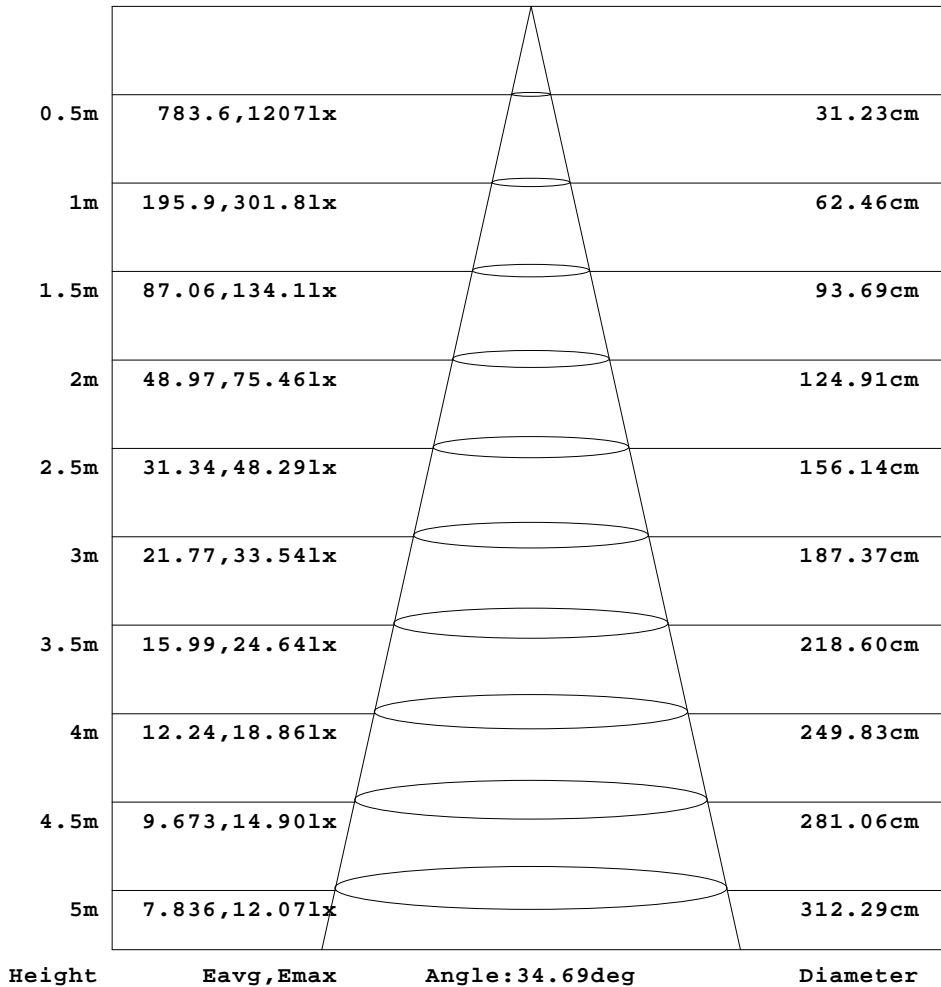
H( $\beta$ ) Range:-90 - 90DEG  
 H( $\beta$ ) Interval: 1.0DEG  
 Test Speed: HIGH  
 Temperature:25.3DEG  
 Operators:AED  
 Test Date:2024-05-25

V(B) Range:-80 - 80DEG  
 V(B) Interval: 5.0DEG  
 Test System:EVERFINE GO-2000A\_V1 SYSTEM V2.00.411  
 Humidity:65.0%  
 Test Distance:5.780m [K=1.0000]  
 Remarks:

AAI Figure

Test:U:220.19V I:0.0229A P:2.4326W PF:0.4818 Freq:50.00Hz Lamp Flux:128.835x1 lm		
NAME: 6390	TYPE:	WEIGHT:320g
SPEC.:10W	DIM.: 13.7*3.5*7cm	SERIAL No.:01
MFR.: NORDECOR	SUR.:	Shielding Angle:38°

Flux out:61.18 lm



Note:The Curves indicate the illuminated area and the average illumination when the luminaire is at different distance.

H(β) Range:-90 - 90DEG  
 H(β) Interval: 1.0DEG  
 Test Speed: HIGH  
 Temperature:25.3DEG  
 Operators:AED  
 Test Date:2024-05-25

V(B) Range:-80 - 80DEG  
 V(B) Interval: 5.0DEG  
 Test System:EVERFINE GO-2000A\_V1 SYSTEM V2.00.411  
 Humidity:65.0%  
 Test Distance:5.780m [K=1.0000]  
 Remarks:

LUMINOUS DISTRIBUTION INTENSITY DATA

Test:U:220.19V I:0.0229A P:2.4326W PF:0.4818 Freq:50.00Hz Lamp Flux:128.835x1 lm		
NAME: 6390	TYPE:	WEIGHT:320g
SPEC.:10W	DIM.: 13.7*3.5*7cm	SERIAL No.:01
MFR.: NORDECOR	SUR.:	Shielding Angle:38°

Table--1

UNIT: cd

H( DEG) V( DEG)	-90	-85	-80	-75	-70	-65	-60	-55	-50	-45	-40	-35	-30	-25	-20	-15	-10	-5	0
-90	0.00	0.00	0.00	0.00	0.00	0.00	0.00	0.00	0.00	0.00	0.00	0.00	0.00	0.00	0.00	0.00	0.00	0.00	0.00
-85	0.00	0.00	0.00	0.00	0.00	0.00	0.00	0.00	0.00	0.00	0.00	0.00	0.00	0.00	0.00	0.00	0.00	0.00	0.00
-80	0.85	0.86	0.87	0.86	0.87	0.87	0.87	0.88	0.88	0.90	0.90	0.90	0.91	0.91	0.93	0.93	0.94	0.94	0.94
-75	0.84	0.86	0.86	0.87	0.87	0.87	0.88	0.88	0.89	0.90	0.91	0.92	0.93	0.94	0.95	0.96	0.97	0.98	0.99
-70	0.86	0.87	0.86	0.88	0.87	0.88	0.89	0.89	0.92	0.92	0.93	0.94	0.97	0.97	1.00	1.01	1.02	1.03	1.03
-65	0.85	0.86	0.87	0.88	0.88	0.87	0.88	0.88	0.90	0.92	0.93	0.95	0.97	0.99	1.01	1.04	1.05	1.06	1.08
-60	0.85	0.87	0.88	0.88	0.88	0.88	0.88	0.91	0.92	0.93	0.95	0.97	1.00	1.02	1.06	1.08	1.09	1.11	1.11
-55	0.86	0.86	0.87	0.88	0.88	0.87	0.88	0.89	0.90	0.92	0.93	0.95	0.97	1.01	1.04	1.08	1.10	1.15	1.27
-50	0.86	0.87	0.88	0.88	0.88	0.88	0.88	0.90	0.91	0.92	0.93	0.96	0.99	1.03	1.08	1.12	1.16	1.30	1.63
-45	0.89	0.88	0.89	0.89	0.89	0.89	0.90	0.91	0.92	0.92	0.93	0.95	0.97	1.03	1.67	3.11	4.85	6.64	8.10
-40	0.88	0.87	0.88	0.89	0.92	0.91	0.92	0.92	0.94	0.94	0.95	0.96	1.00	1.59	3.93	7.17	10.7	13.9	15.6
-35	0.91	0.88	0.90	0.91	0.92	0.93	0.94	0.96	0.97	0.97	0.97	0.99	1.49	3.57	7.23	14.3	25.7	36.7	43.2
-30	0.90	0.90	0.92	0.94	0.94	0.97	0.97	1.00	1.00	1.01	1.02	1.24	4.22	9.42	18.0	34.7	54.8	68.4	74.2
-25	0.88	0.89	0.91	0.93	0.95	0.97	0.99	1.02	1.05	1.06	1.07	1.38	4.05	10.9	27.3	52.1	80.3	108	126
-20	0.89	0.90	0.92	0.95	0.98	1.01	1.05	1.08	1.12	1.14	1.21	3.87	10.7	29.1	65.5	103	140	172	186
-15	0.85	0.90	0.91	0.93	0.95	1.00	1.03	1.07	1.12	1.15	1.17	2.43	7.96	23.6	60.8	106	156	204	236
-10	0.88	0.89	0.92	0.94	0.98	1.04	1.07	1.12	1.16	1.20	1.79	6.49	19.2	58.8	109	168	231	282	296
-5	0.84	0.90	0.92	0.94	0.97	1.01	1.06	1.10	1.15	1.19	1.23	3.06	9.45	30.9	79.2	132	194	255	294
0	0.90	0.91	0.94	0.97	1.01	1.04	1.10	1.14	1.18	1.24	1.80	6.06	18.1	58.2	111	170	233	285	302
5	0.85	0.89	0.92	0.94	0.97	1.00	1.04	1.09	1.12	1.15	1.19	2.37	7.41	22.7	61.9	109	159	208	241
10	0.88	0.90	0.92	0.94	0.97	1.00	1.03	1.06	1.09	1.11	1.21	3.77	10.0	29.7	69.2	108	146	177	190
15	0.87	0.89	0.91	0.93	0.96	0.97	1.00	1.03	1.05	1.06	1.07	1.39	3.77	10.1	27.8	54.7	83.7	111	129
20	0.90	0.91	0.92	0.94	0.96	0.98	1.00	1.01	1.03	1.01	1.04	1.20	3.49	8.42	18.1	35.9	55.8	69.8	76.6
25	0.88	0.88	0.89	0.90	0.93	0.92	0.95	0.96	0.96	0.97	0.96	0.96	1.35	3.06	6.66	14.5	26.0	36.6	43.2
30	0.88	0.87	0.88	0.88	0.90	0.90	0.90	0.90	0.92	0.90	0.91	0.91	0.92	1.36	3.44	6.53	9.57	12.3	14.2
35	0.86	0.86	0.86	0.87	0.88	0.87	0.89	0.89	0.89	0.89	0.90	0.90	0.90	0.93	1.44	2.77	4.35	5.87	7.18
40	0.85	0.86	0.87	0.86	0.86	0.86	0.87	0.88	0.88	0.87	0.90	0.89	0.89	0.90	0.92	0.93	0.96	1.14	1.38
45	0.85	0.85	0.86	0.86	0.86	0.86	0.87	0.88	0.88	0.88	0.90	0.90	0.90	0.91	0.92	0.93	0.94	0.98	1.09
50	0.85	0.86	0.85	0.86	0.86	0.87	0.88	0.87	0.88	0.88	0.90	0.91	0.91	0.92	0.93	0.95	0.93	0.95	0.94
55	0.87	0.86	0.87	0.87	0.87	0.87	0.88	0.88	0.89	0.89	0.90	0.91	0.92	0.93	0.94	0.94	0.95	0.96	0.95
60	0.87	0.87	0.86	0.88	0.87	0.88	0.88	0.90	0.90	0.90	0.92	0.92	0.93	0.93	0.95	0.95	0.95	0.95	0.96
65	0.87	0.88	0.89	0.89	0.89	0.89	0.90	0.89	0.91	0.91	0.92	0.93	0.92	0.94	0.94	0.94	0.95	0.95	0.95
70	0.88	0.88	0.89	0.90	0.91	0.90	0.91	0.91	0.92	0.92	0.93	0.93	0.94	0.94	0.94	0.94	0.94	0.94	0.95
75	0.88	0.89	0.89	0.89	0.89	0.89	0.89	0.89	0.90	0.90	0.90	0.91	0.91	0.91	0.91	0.91	0.92	0.92	0.92
80	0.88	0.88	0.88	0.88	0.87	0.87	0.88	0.87	0.88	0.88	0.88	0.88	0.89	0.89	0.88	0.89	0.89	0.90	0.90
85	0.00	0.00	0.00	0.00	0.00	0.00	0.00	0.00	0.00	0.00	0.00	0.00	0.00	0.00	0.00	0.00	0.00	0.00	0.00
90	0.00	0.00	0.00	0.00	0.00	0.00	0.00	0.00	0.00	0.00	0.00	0.00	0.00	0.00	0.00	0.00	0.00	0.00	0.00

H<sub>(h)</sub> Range:-90 - 90DEG  
H<sub>(h)</sub> Interval: 1.0DEG  
Test Speed: HIGH  
Temperature:25.3DEG  
Operators:AED  
Test Date:2024-05-25

V<sub>(B)</sub> Range:-80 - 80DEG  
V<sub>(B)</sub> Interval: 5.0DEG  
Test System:EVERFINE GO-2000A\_V1 SYSTEM V2.00.411  
Humidity:65.0%  
Test Distance:5.780m [K=1.0000]  
Remarks:

LUMINOUS DISTRIBUTION INTENSITY DATA

Test:U:220.19V I:0.0229A P:2.4326W PF:0.4818 Freq:50.00Hz Lamp Flux:128.835x1 lm		
NAME: 6390	TYPE:	WEIGHT:320g
SPEC.:10W	DIM.: 13.7*3.5*7cm	SERIAL No.:01
MFR.: NORDECOR	SUR.:	Shielding Angle:38°

Table--2

UNIT: cd

H( DEG) V( DEG)	5	10	15	20	25	30	35	40	45	50	55	60	65	70	75	80	85	90
-90	0.00	0.00	0.00	0.00	0.00	0.00	0.00	0.00	0.00	0.00	0.00	0.00	0.00	0.00	0.00	0.00	0.00	0.00
-85	0.00	0.00	0.00	0.00	0.00	0.00	0.00	0.00	0.00	0.00	0.00	0.00	0.00	0.00	0.00	0.00	0.00	0.00
-80	0.94	0.94	0.93	0.93	0.93	0.92	0.91	0.91	0.90	0.89	0.89	0.88	0.88	0.88	0.87	0.87	0.86	0.82
-75	0.99	0.99	0.98	0.97	0.96	0.96	0.94	0.94	0.92	0.91	0.90	0.88	0.88	0.88	0.87	0.87	0.86	0.85
-70	1.04	1.02	1.01	1.01	0.99	0.98	0.96	0.93	0.92	0.91	0.89	0.89	0.88	0.88	0.86	0.86	0.86	0.85
-65	1.07	1.07	1.06	1.04	1.02	1.00	0.97	0.95	0.93	0.91	0.90	0.88	0.88	0.87	0.86	0.86	0.86	0.85
-60	1.11	1.10	1.07	1.05	1.03	1.00	0.96	0.94	0.92	0.90	0.88	0.86	0.86	0.86	0.86	0.85	0.85	0.84
-55	1.42	1.44	1.32	1.15	1.05	1.01	0.98	0.94	0.91	0.90	0.89	0.87	0.87	0.86	0.85	0.85	0.84	0.84
-50	1.80	1.70	1.37	1.11	1.04	0.98	0.94	0.90	0.88	0.87	0.86	0.86	0.86	0.85	0.84	0.85	0.84	0.85
-45	8.74	8.57	7.74	6.52	5.15	3.75	2.08	0.98	0.89	0.88	0.87	0.85	0.86	0.85	0.85	0.85	0.84	0.84
-40	15.7	14.6	12.7	10.3	7.57	4.64	1.52	0.90	0.87	0.86	0.86	0.86	0.86	0.86	0.86	0.86	0.85	0.87
-35	45.1	43.1	37.6	29.8	20.5	12.9	7.45	3.79	1.28	0.89	0.88	0.88	0.89	0.88	0.88	0.88	0.87	0.87
-30	73.1	65.9	53.6	38.0	23.7	14.3	8.42	3.60	0.94	0.90	0.91	0.90	0.91	0.90	0.90	0.89	0.88	0.86
-25	130	120	101	77.9	53.5	33.2	17.9	9.52	3.93	0.95	0.92	0.93	0.92	0.91	0.91	0.90	0.89	0.89
-20	178	154	121	88.2	57.3	32.1	16.1	8.41	1.72	0.95	0.94	0.94	0.94	0.92	0.91	0.90	0.90	0.93
-15	238	215	177	134	92.3	56.7	30.5	14.9	7.45	1.11	0.97	0.96	0.95	0.94	0.93	0.92	0.91	0.90
-10	275	234	181	129	82.3	47.8	23.2	11.6	4.08	1.00	0.98	0.97	0.97	0.94	0.94	0.92	0.91	0.90
-5	294	263	215	161	111	67.4	37.6	17.8	9.03	1.36	0.99	0.97	0.97	0.95	0.94	0.93	0.91	0.90
0	281	237	185	132	84.6	49.4	24.2	12.4	4.86	0.98	0.96	0.96	0.94	0.94	0.93	0.91	0.90	0.91
5	243	219	181	136	93.5	57.7	31.5	15.7	7.92	1.27	0.96	0.96	0.95	0.93	0.92	0.90	0.90	0.90
10	182	158	124	88.6	57.0	32.4	16.7	8.89	2.56	0.95	0.95	0.96	0.92	0.88	0.89	0.88	0.90	0.88
15	133	124	103	78.8	53.5	33.3	18.1	9.85	4.26	0.98	0.92	0.93	0.92	0.91	0.91	0.89	0.89	0.89
20	75.6	67.3	53.8	38.2	23.9	14.2	8.32	3.77	0.94	0.88	0.90	0.89	0.91	0.91	0.90	0.89	0.89	0.87
25	45.9	44.1	38.0	29.6	20.3	12.7	7.23	3.76	1.44	0.87	0.87	0.88	0.87	0.88	0.88	0.87	0.87	0.86
30	15.1	14.3	12.4	9.76	7.05	4.12	1.47	0.87	0.86	0.85	0.85	0.85	0.86	0.86	0.85	0.85	0.85	0.84
35	8.08	8.22	7.49	6.22	4.79	3.41	1.89	0.93	0.85	0.84	0.84	0.84	0.84	0.84	0.84	0.83	0.84	0.83
40	1.48	1.43	1.18	0.96	0.90	0.87	0.87	0.84	0.84	0.84	0.83	0.84	0.82	0.84	0.82	0.82	0.83	0.84
45	1.19	1.21	1.13	1.00	0.91	0.89	0.89	0.87	0.86	0.85	0.84	0.84	0.84	0.83	0.84	0.83	0.83	0.83
50	0.95	0.94	0.93	0.92	0.91	0.90	0.89	0.87	0.87	0.86	0.84	0.85	0.84	0.84	0.83	0.84	0.83	0.81
55	0.95	0.95	0.94	0.93	0.92	0.91	0.91	0.89	0.89	0.88	0.86	0.86	0.86	0.85	0.85	0.85	0.84	0.85
60	0.95	0.94	0.95	0.94	0.93	0.92	0.92	0.90	0.89	0.88	0.88	0.87	0.86	0.86	0.85	0.86	0.85	0.82
65	0.95	0.95	0.95	0.94	0.94	0.93	0.92	0.92	0.92	0.91	0.90	0.89	0.90	0.89	0.88	0.88	0.87	0.87
70	0.94	0.94	0.94	0.95	0.94	0.94	0.93	0.93	0.92	0.92	0.91	0.92	0.91	0.91	0.90	0.88	0.89	0.90
75	0.93	0.93	0.92	0.92	0.93	0.92	0.92	0.92	0.91	0.91	0.91	0.91	0.91	0.91	0.90	0.90	0.90	0.90
80	0.90	0.90	0.90	0.91	0.91	0.91	0.91	0.91	0.91	0.89	0.91	0.90	0.89	0.90	0.90	0.90	0.91	0.90
85	0.00	0.00	0.00	0.00	0.00	0.00	0.00	0.00	0.00	0.00	0.00	0.00	0.00	0.00	0.00	0.00	0.00	0.00
90	0.00	0.00	0.00	0.00	0.00	0.00	0.00	0.00	0.00	0.00	0.00	0.00	0.00	0.00	0.00	0.00	0.00	0.00

H(β) Range:-90 - 90DEG  
H(β) Interval: 1.0DEG  
Test Speed: HIGH  
Temperature:25.3DEG  
Operators:AED  
Test Date:2024-05-25

V(B) Range:-80 - 80DEG  
V(B) Interval: 5.0DEG  
Test System:EVERFINE GO-2000A\_V1 SYSTEM V2.00.411  
Humidity:65.0%  
Test Distance:5.780m [K=1.0000]  
Remarks: