

Report No.:

Test Time: 2022/5/7 9:06:57

## LUMINAIRE PHOTOMETRIC TEST REPORT

### Luminaire Property

Manufacturer: 0  
 Luminaire Type: 6382-6381-线条灯38° 18W  
 Lamp Type:  
 Luminous Width: 0 mm  
 Luminous Length: 0 mm  
 Luminous Height: 0 mm


Voltage(V): 220.00 V  
 Current(A): 0.0819 A  
 Power(W): 18.00 W  
 Power Factor: 0.5430  
 Lamp Luminous Flux: 882.10

### Photometric Results

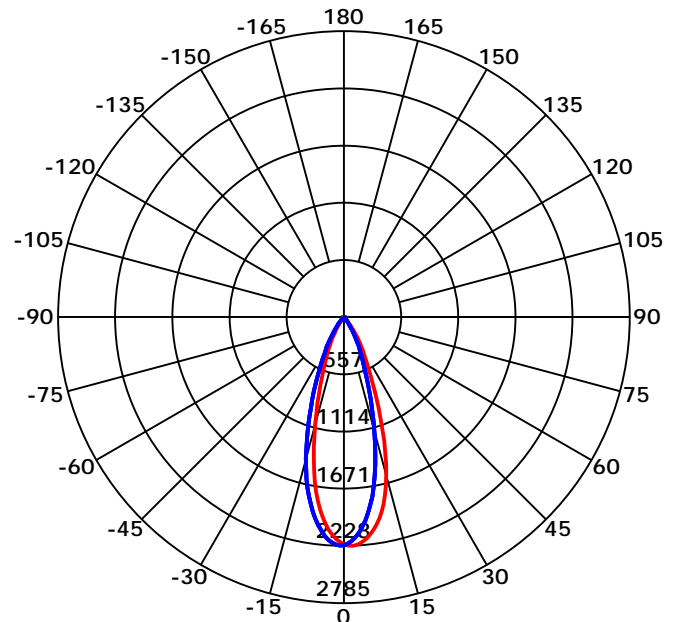
CIE Class: Direct  
 Luminaire Luminous Flux: 882.1029 lm  
 Downward Ratio: 0.00%  
 Luminaire Efficacy Rating(LER): 49.01 lm/W  
 Beam Angle(50%) C0-180,C90-270: 34.1,33.4  
 Field Angle(10%) C0-180,C90-270: 62.7,62.8  
 S/MH C0-180,C90-270: 0.573,0.573

Max. Intensity: 2228.09 cd  
 Max.Intensity Angle: C=0 Gamma=2  
 Upward Ratio: 100.00%  
 Efficacy: 100.00%  
 Center Intensity: 2212.20 cd  
 Effective Luminous Flux: 793.66 lm  
 ERP( $\varphi$ use)(120deg): 878.93 lm

Picture of Luminaire



Luminous Intensity Distribution Curve



Beam Angle(50%) C0-180,C90-270: 34.1 deg,33.4 deg

C0-180 ——— C90-270 ———

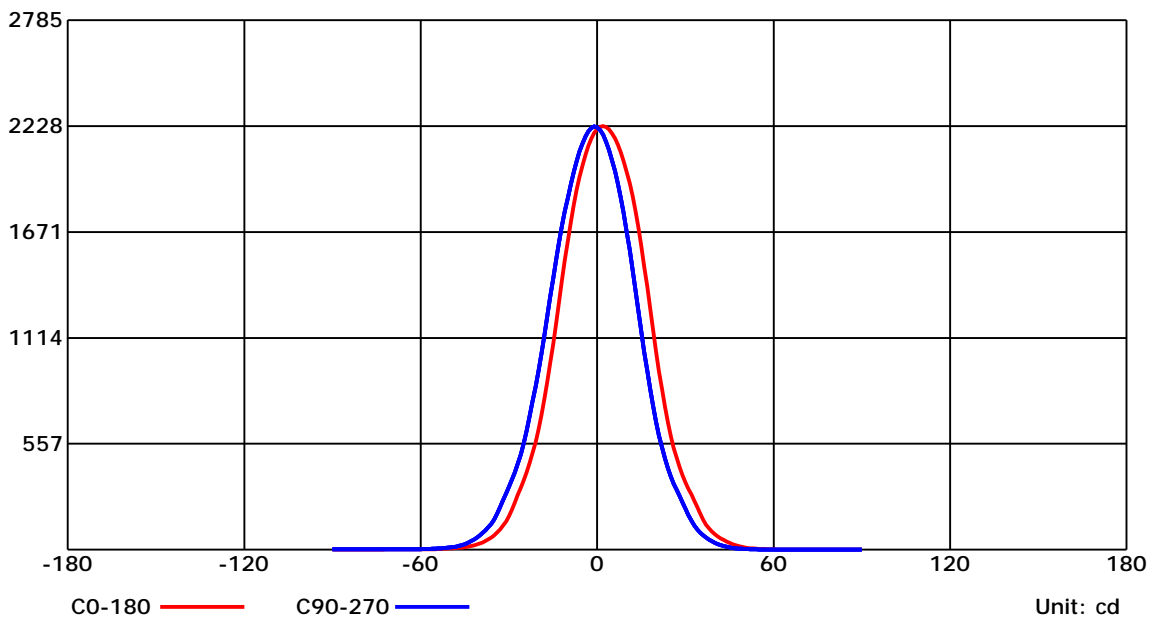
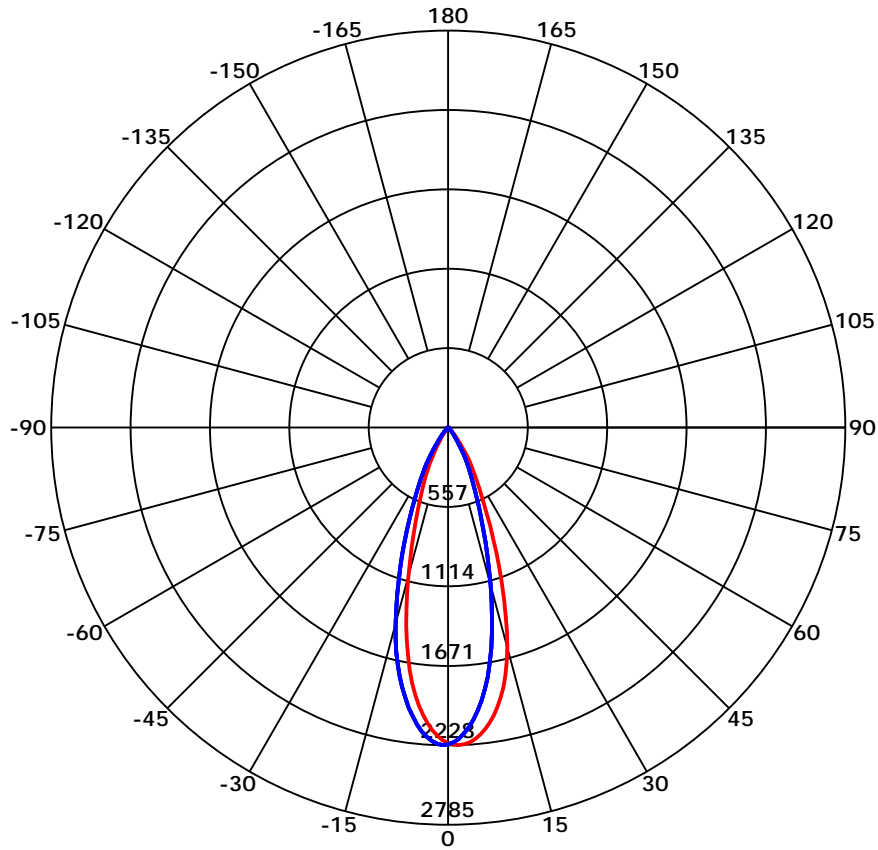
C Range: 0 - 360 Deg  
 C Interval: 30.0 Deg  
 Test Speed: High  
 Temperature: 6.15  
 Operators:  
 Test Date: 2022/5/7 9:06:57

G Range: 0 - 90 Deg  
 G Interval: 1.0 Deg  
 Test System: Huipu CPM-1800B Goniophotometer  
 Humidity: 1  
 Test Distance: 6.15 m  
 Remarks:

Report No.:

Test Time: 2022/5/7 9:06:57

## Luminous Intensity Distribution Curve



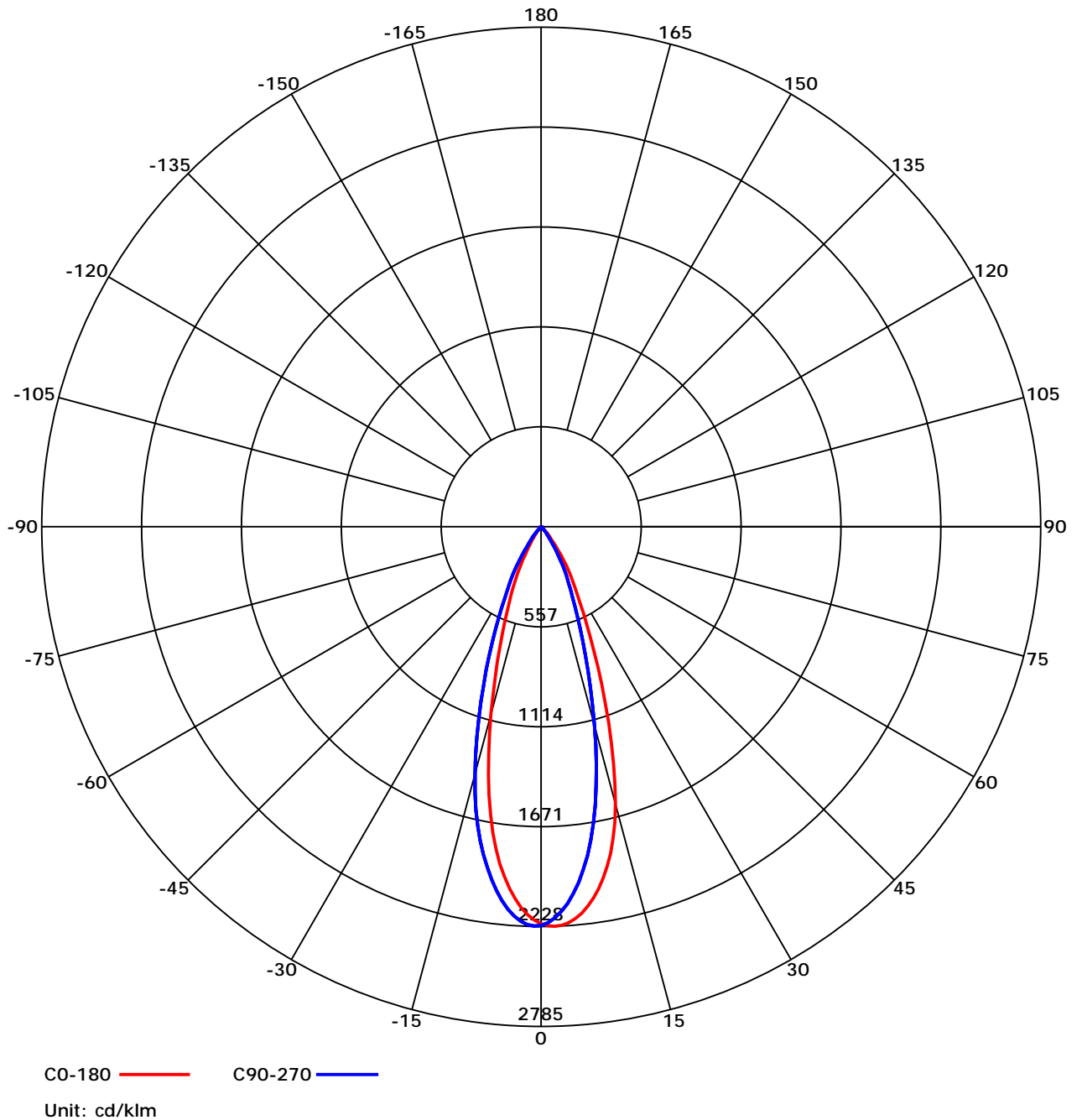
C Range: 0 - 360 Deg  
 C Interval: 30.0 Deg  
 Test Speed: High  
 Temperature: 6.15  
 Operators:  
 Test Date: 2022/5/7 9:06:57

G Range: 0 - 90 Deg  
 G Interval: 1.0 Deg  
 Test System: Huipu CPM-1800B Goniophotometer  
 Humidity: 1  
 Test Distance: 6.15 m  
 Remarks:

Report No.:

Test Time: 2022/5/7 9:06:57

## Luminous Intensity Distribution Curve



C Range: 0 - 360 Deg  
 C Interval: 30.0 Deg  
 Test Speed: High  
 Temperature: 6.15  
 Operators:  
 Test Date: 2022/5/7 9:06:57

G Range: 0 - 90 Deg  
 G Interval: 1.0 Deg  
 Test System: Huipu CPM-1800B Goniophotometer  
 Humidity: 1  
 Test Distance: 6.15 m  
 Remarks:

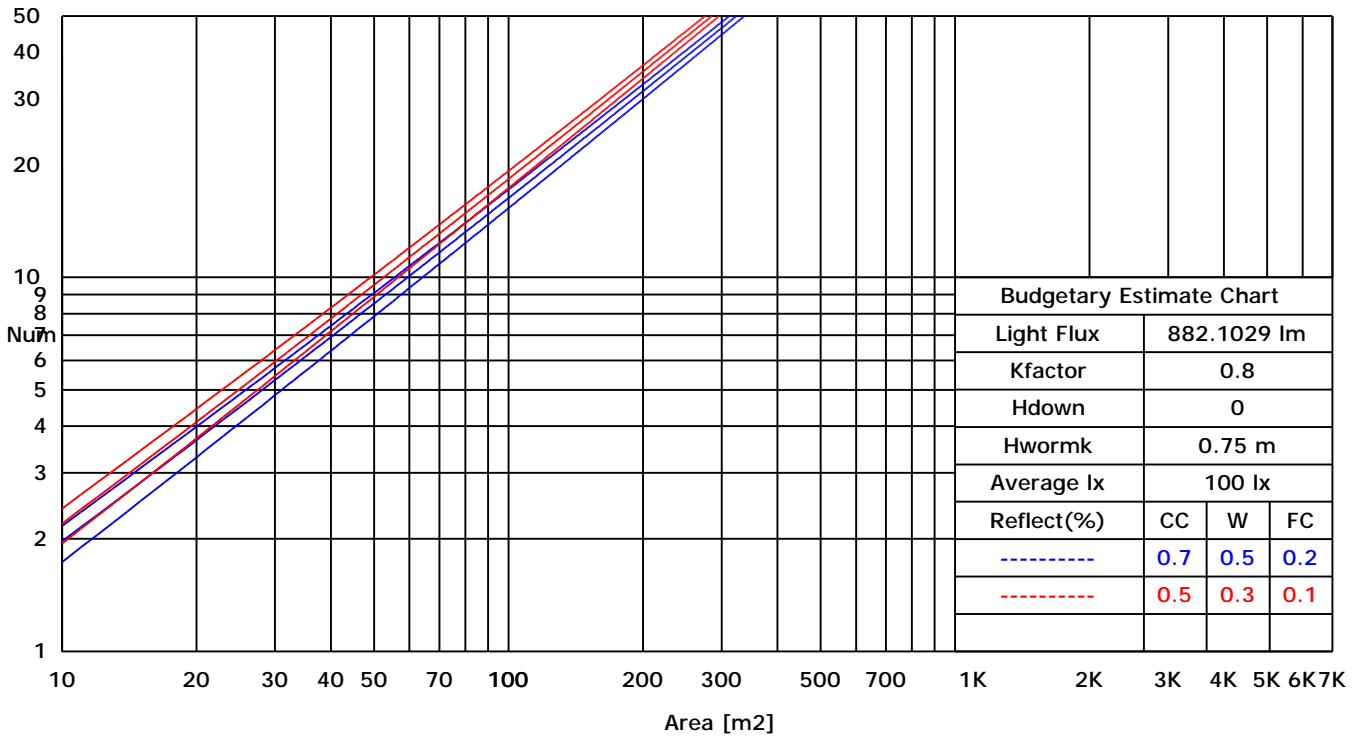
Report No.:

Test Time: 2022/5/7 9:06:57

### UTILIZATION FACTORS TABLE

RHOCC	80			70			50			30			10			0
RHOW	50	30	10	50	30	10	50	30	10	50	30	10	50	30	10	0
RCR	COEFFICIENTS OF UTILIZATION FOR RHOFC=20															
0	1.19	1.19	1.19	1.16	1.16	1.16	1.11	1.11	1.11	1.06	1.06	1.06	1.02	1.02	1.02	1.00
1	0.97	0.94	0.92	0.96	0.93	0.91	0.93	0.90	0.87	0.89	0.86	0.83	0.83	0.80	0.77	0.72
2	0.93	0.91	0.89	0.93	0.90	0.88	0.90	0.87	0.84	0.86	0.83	0.80	0.81	0.78	0.74	0.70
3	0.90	0.88	0.87	0.90	0.87	0.85	0.87	0.84	0.81	0.84	0.80	0.77	0.80	0.76	0.72	0.68
4	0.88	0.86	0.85	0.87	0.85	0.83	0.85	0.82	0.79	0.82	0.78	0.75	0.78	0.74	0.71	0.66
5	0.85	0.84	0.83	0.85	0.82	0.81	0.82	0.79	0.77	0.80	0.76	0.73	0.76	0.72	0.69	0.65
6	0.83	0.82	0.81	0.82	0.80	0.79	0.80	0.77	0.75	0.78	0.74	0.71	0.75	0.71	0.67	0.63
7	0.81	0.80	0.79	0.81	0.79	0.77	0.78	0.76	0.74	0.76	0.72	0.70	0.73	0.69	0.66	0.62
8	0.80	0.78	0.77	0.79	0.77	0.76	0.77	0.74	0.72	0.74	0.71	0.68	0.72	0.68	0.64	0.61
9	0.78	0.77	0.76	0.77	0.75	0.74	0.75	0.72	0.71	0.73	0.69	0.67	0.70	0.66	0.63	0.60
10	0.77	0.75	0.75	0.76	0.74	0.73	0.74	0.71	0.69	0.71	0.68	0.66	0.69	0.65	0.62	0.59

### LUMINAIRE BUDGETARY ESTIMATE DIAGRAM



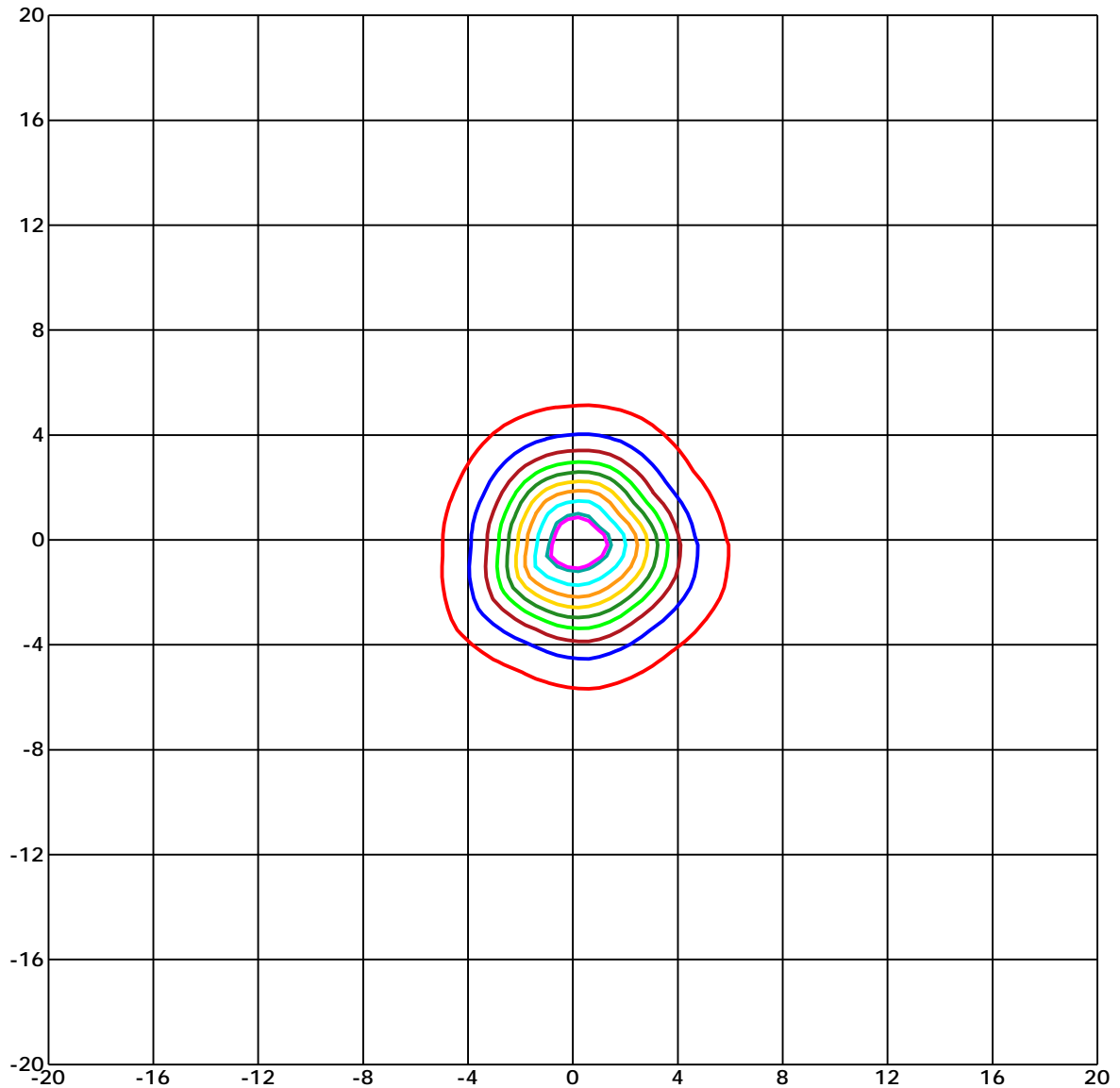
C Range: 0 - 360 Deg  
 C Interval: 30.0 Deg  
 Test Speed: High  
 Temperature: 6.15  
 Operators:  
 Test Date: 2022/5/7 9:06:57

G Range: 0 - 90 Deg  
 G Interval: 1.0 Deg  
 Test System: Huipu CPM-1800B Goniophotometer  
 Humidity: 1  
 Test Distance: 6.15 m  
 Remarks:

Report No.:

Test Time: 2022/5/7 9:06:57

## ISOLX DIAGRAM



Unit of illumination: lx      Height of plane: 10.0(m)/32.81(ft)

— 20.469(1%E <sub>max</sub> )	— 11.124(0%E <sub>max</sub> )
— 20.024(1%E <sub>max</sub> )	— 8.9(0%E <sub>max</sub> )
— 17.799(1%E <sub>max</sub> )	— 6.675(0%E <sub>max</sub> )
— 15.574(1%E <sub>max</sub> )	— 4.45(0%E <sub>max</sub> )
— 13.349(1%E <sub>max</sub> )	— 2.225(0%E <sub>max</sub> )

C Range: 0 - 360 Deg  
 C Interval: 30.0 Deg  
 Test Speed: High  
 Temperature: 6.15  
 Operators:  
 Test Date: 2022/5/7 9:06:57

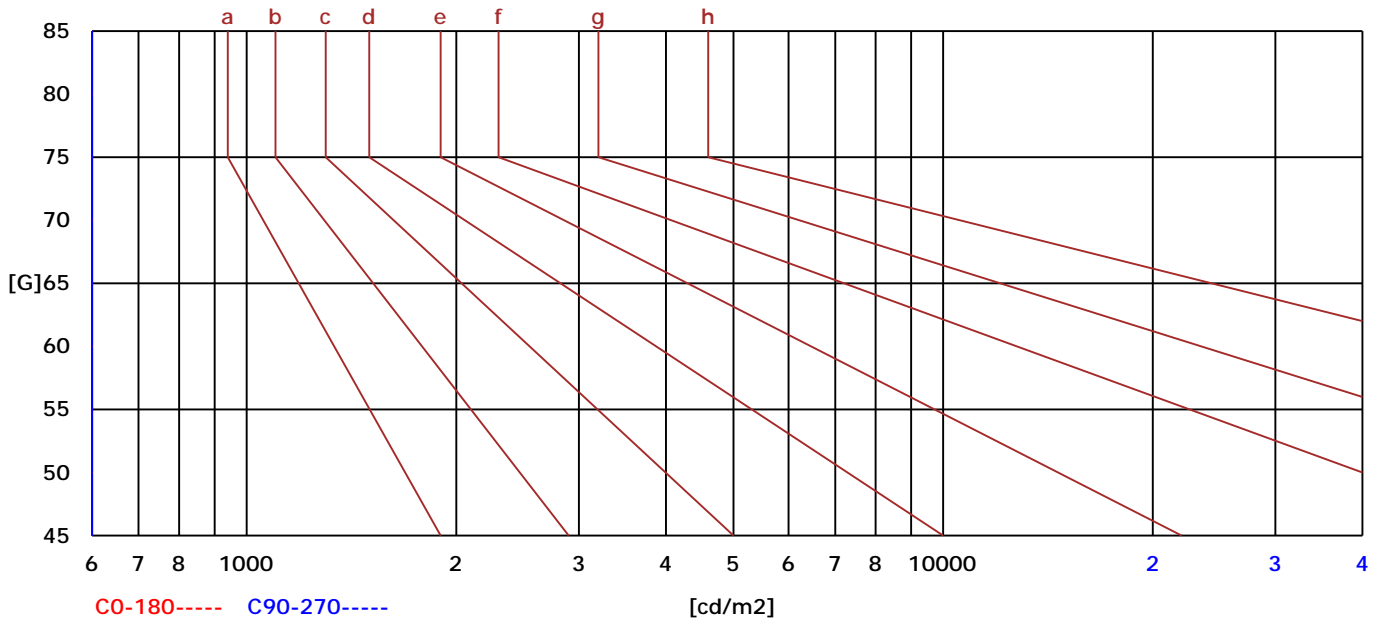
G Range: 0 - 90 Deg  
 G Interval: 1.0 Deg  
 Test System: Huipu CPM-1800B Goniophotometer  
 Humidity: 1  
 Test Distance: 6.15 m  
 Remarks:

Report No.:

Test Time: 2022/5/7 9:06:57

### BRIGHT LIMIT DIAGRAM

C/G	45	50	55	60	65	70	75	80	85
C0	587	221	89	11	12	14	18	27	43
C90	539	257	120	95	89	97	113	152	282
Dazzle	Quality	Illuminance	---	---	---	---	---	---	---
1.15	A	2000	1000	500	<=300				
1.5	B		2000	1000	500	<=300			
1.85	C			2000	1000	500	<=300		
2.2	D				2000	1000	500	<=300	
2.55	E					2000	1000	500	<=300
---	---	a	b	c	d	e	f	g	h



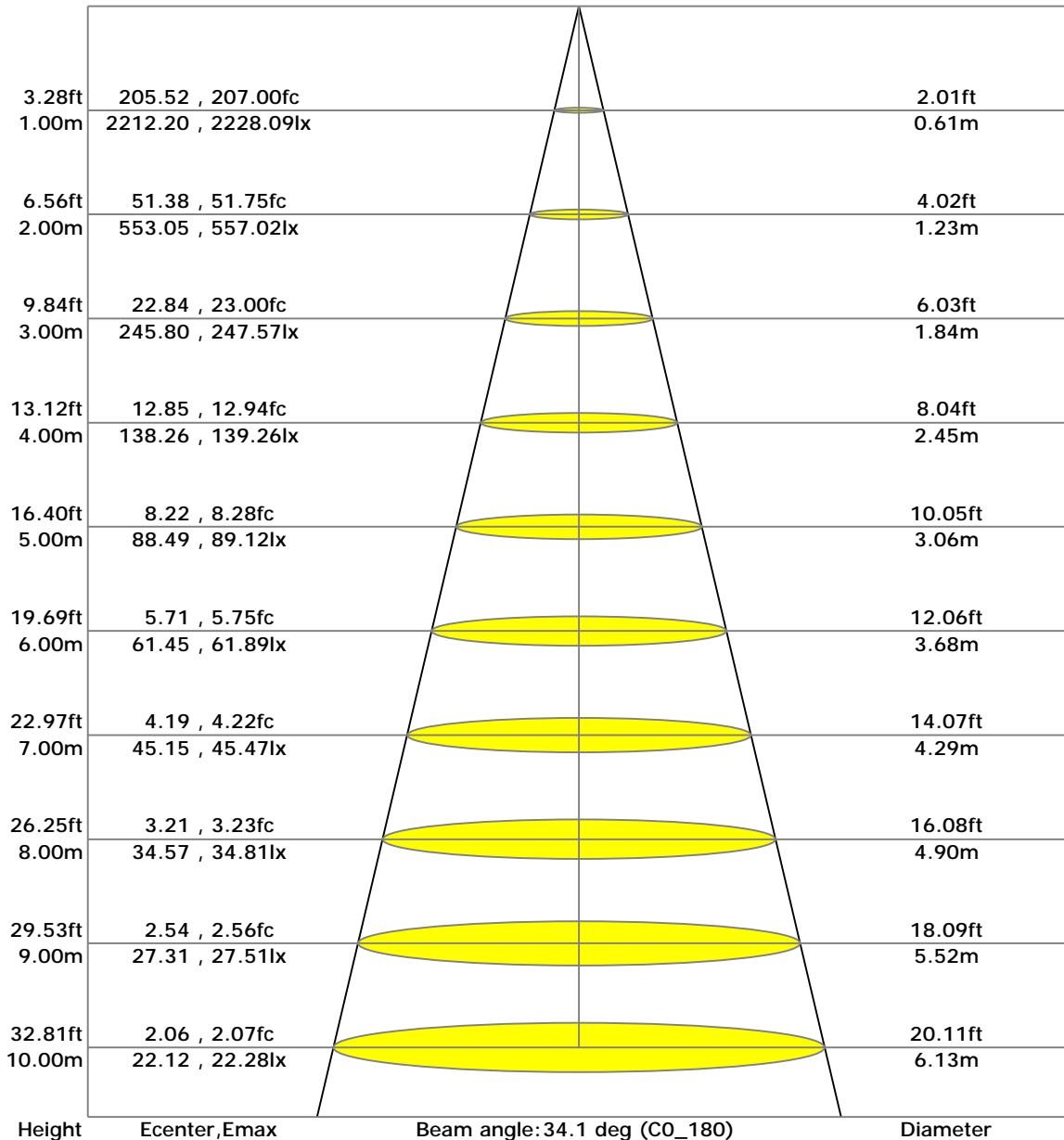
C Range: 0 - 360 Deg  
 C Interval: 30.0 Deg  
 Test Speed: High  
 Temperature: 6.15  
 Operators:  
 Test Date: 2022/5/7 9:06:57

G Range: 0 - 90 Deg  
 G Interval: 1.0 Deg  
 Test System: Huipu CPM-1800B Goniophotometer  
 Humidity: 1  
 Test Distance: 6.15 m  
 Remarks:

Report No.:

Test Time: 2022/5/7 9:06:57

### LX-DISTANCE DIAGRAM



C Range: 0 - 360 Deg  
 C Interval: 30.0 Deg  
 Test Speed: High  
 Temperature: 6.15  
 Operators:  
 Test Date: 2022/5/7 9:06:57

G Range: 0 - 90 Deg  
 G Interval: 1.0 Deg  
 Test System: Huipu CPM-1800B Goniophotometer  
 Humidity: 1  
 Test Distance: 6.15 m  
 Remarks:

Report No.:

Test Time: 2022/5/7 9:06:57

## UGR(Unified Glare Rating) TABLE

RHOCC		70	70	50	50	30	70	70	50	50	30
RHOW		50	30	50	30	30	50	30	50	30	30
RHOF		20	20	20	20	20	20	20	20	20	20
Room Size X Y		Viewed Endwise					Viewed Crosswise				
2H	2H	5.44	5.49	5.64	5.68	5.92	5.04	5.09	5.24	5.28	5.52
	3H	5.42	5.47	5.63	5.67	5.91	5.01	5.07	5.22	5.26	5.51
	4H	5.41	5.46	5.62	5.66	5.91	5.00	5.05	5.21	5.25	5.50
	6H	5.39	5.45	5.61	5.65	5.90	4.99	5.04	5.20	5.24	5.49
	8H	5.39	5.44	5.60	5.64	5.90	4.98	5.03	5.20	5.23	5.49
	12H	5.38	5.43	5.60	5.64	5.89	4.97	5.02	5.19	5.23	5.48
4H	2H	5.41	5.47	5.62	5.66	5.91	5.03	5.08	5.24	5.28	5.53
	3H	5.38	5.44	5.61	5.64	5.90	5.00	5.06	5.23	5.26	5.52
	4H	5.37	5.42	5.60	5.64	5.89	4.99	5.04	5.22	5.25	5.51
	6H	5.35	5.41	5.59	5.63	5.89	4.97	5.02	5.21	5.24	5.51
	8H	5.34	5.39	5.58	5.62	5.89	4.96	5.01	5.20	5.23	5.50
	12H	5.33	5.38	5.58	5.61	5.88	4.94	5.00	5.19	5.23	5.50
8H	4H	5.42	5.48	5.64	5.68	5.93	5.02	5.08	5.24	5.28	5.53
	6H	5.36	5.41	5.61	5.65	5.92	5.00	5.05	5.25	5.29	5.56
	8H	5.35	5.40	5.61	5.64	5.92	4.99	5.03	5.25	5.28	5.56
	12H	5.34	5.39	5.61	5.64	5.92	4.97	5.02	5.24	5.27	5.55
12H	4H	5.41	5.47	5.66	5.70	5.97	5.02	5.07	5.27	5.30	5.57
	6H	5.40	5.44	5.66	5.69	5.97	5.03	5.07	5.29	5.32	5.60

C Range: 0 - 360 Deg  
 C Interval: 30.0 Deg  
 Test Speed: High  
 Temperature: 6.15  
 Operators:  
 Test Date: 2022/5/7 9:06:57

G Range: 0 - 90 Deg  
 G Interval: 1.0 Deg  
 Test System: Huipu CPM-1800B Goniophotometer  
 Humidity: 1  
 Test Distance: 6.15 m  
 Remarks:

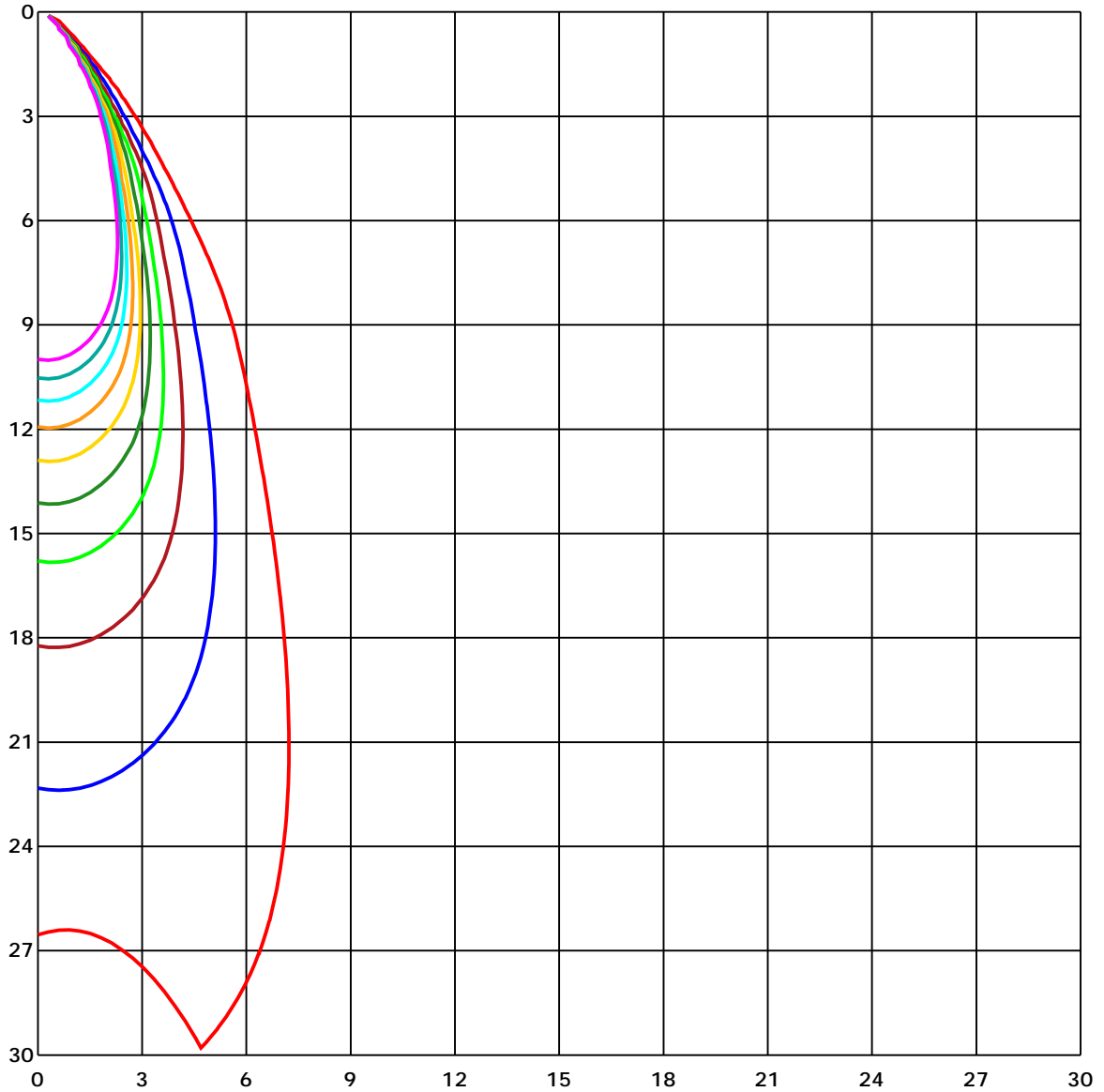




Report No.:

Test Time: 2022/5/7 9:06:57

### SPACE ISOLX DIAGRAM



Unit of illumination: lx

- |          |          |
|----------|----------|
| — 22.195 | — 11.098 |
| — 19.976 | — 8.878  |
| — 17.756 | — 6.659  |
| — 15.537 | — 4.439  |
| — 13.317 | — 2.22   |

C Range: 0 - 360 Deg  
 C Interval: 30.0 Deg  
 Test Speed: High  
 Temperature: 6.15  
 Operators:  
 Test Date: 2022/5/7 9:06:57

G Range: 0 - 90 Deg  
 G Interval: 1.0 Deg  
 Test System: Huipu CPM-1800B Goniophotometer  
 Humidity: 1  
 Test Distance: 6.15 m  
 Remarks:

Report No.:

Test Time: 2022/5/7 9:06:57

## LUMINOUS DISTRIBUTION INTENSITY DATA

Gamma/C	C0	C30	C60	C90	C120	C150	C180	C210	C240	C270
G0	2212.2	2214.96	2224.46	2221.81	2218.93	2205.2	2212.2	2214.96	2224.46	2221.81
G1	2224.12	2206.0	2217.53	2207.06	2203.09	2181.19	2192.19	2215.64	2220.75	2225.89
G2	2228.09	2188.22	2200.66	2181.94	2176.27	2148.66	2162.84	2206.98	2207.4	2218.48
G3	2223.85	2162.2	2175.55	2146.28	2141.36	2106.3	2125.66	2189.92	2184.67	2201.16
G4	2211.1	2128.46	2141.51	2104.1	2097.14	2057.28	2079.18	2165.91	2154.03	2173.92
G5	2191.1	2088.14	2099.19	2051.91	2045.1	1999.03	2023.96	2133.42	2115.15	2138.14
G6	2164.32	2040.6	2049.9	1993.02	1985.0	1933.71	1961.25	2092.83	2068.48	2094.53
G7	2129.86	1984.96	1993.55	1925.73	1917.6	1859.66	1892.41	2044.72	2014.16	2042.68
G8	2089.39	1922.48	1930.08	1850.81	1841.05	1775.5	1812.08	1989.8	1954.25	1984.96
G9	2043.06	1852.7	1858.37	1769.56	1756.55	1683.59	1723.16	1928.0	1888.06	1921.95
G10	1988.93	1771.95	1779.06	1675.95	1663.74	1583.48	1627.46	1859.73	1817.98	1853.49
G11	1928.72	1682.31	1688.25	1578.45	1562.86	1478.18	1522.89	1784.69	1740.74	1780.57
G12	1860.79	1579.39	1589.08	1471.33	1457.79	1365.73	1414.56	1701.71	1657.57	1702.16
G13	1782.65	1474.32	1483.13	1365.2	1347.31	1254.91	1301.74	1608.78	1563.43	1617.25
G14	1696.3	1365.13	1376.17	1256.77	1237.59	1143.26	1189.97	1506.7	1463.81	1524.85
G15	1597.7	1253.89	1268.72	1148.22	1129.53	1035.96	1081.57	1401.48	1358.21	1426.51
G16	1491.08	1146.21	1158.88	1041.33	1024.08	934.03	976.92	1291.22	1249.32	1325.6
G17	1382.22	1040.23	1053.05	940.04	924.0	838.87	879.83	1181.46	1140.42	1223.97
G18	1268.57	938.19	951.35	844.46	830.7	750.44	789.62	1074.58	1032.44	1124.16
G19	1154.99	843.63	855.17	756.3	744.01	671.5	706.56	973.78	927.94	1029.91
G20	1045.07	754.98	766.4	674.22	665.15	598.62	631.98	880.32	830.13	940.34
G21	940.76	674.53	685.23	601.64	594.38	535.0	565.26	795.82	741.13	857.21
G22	843.29	601.98	611.29	536.93	531.78	478.95	506.59	721.05	660.12	778.69
G23	752.97	537.91	546.61	480.19	477.36	429.36	454.78	654.06	587.46	700.66
G24	671.65	479.93	489.46	429.85	429.02	385.3	408.75	589.31	523.2	626.42
G25	599.68	431.1	439.08	386.7	385.9	344.87	366.61	527.28	467.9	560.83
G26	536.17	386.85	395.28	347.32	347.48	305.72	326.6	471.76	419.11	502.36
G27	481.37	349.82	357.61	314.08	312.38	268.88	287.68	423.76	377.01	451.45
G28	433.37	315.1	323.42	280.98	276.79	230.19	248.3	381.82	338.28	406.93
G29	391.69	282.61	291.42	247.96	241.61	193.95	210.26	343.31	301.79	368.39
G30	354.51	250.01	258.82	215.21	206.13	161.99	176.48	305.98	265.02	332.95
G31	321.23	216.31	225.8	182.38	173.79	135.59	148.83	268.65	229.2	296.6
G32	289.76	183.82	192.74	152.65	145.81	113.77	125.99	232.12	194.48	260.6
G33	256.81	152.77	161.88	127.31	123.04	95.84	107.04	197.7	163.32	224.48
G34	224.06	127.5	135.86	106.7	104.5	80.83	91.11	166.72	138.7	190.21
G35	190.7	107.11	114.45	90.13	88.96	67.7	77.04	142.02	118.2	160.37
G36	159.46	90.58	97.32	76.17	75.46	56.7	64.98	121.68	100.76	137.33

C Range: 0 - 360 Deg  
 C Interval: 30.0 Deg  
 Test Speed: High  
 Temperature: 6.15  
 Operators:  
 Test Date: 2022/5/7 9:06:57

G Range: 0 - 90 Deg  
 G Interval: 1.0 Deg  
 Test System: Huipu CPM-1800B Goniophotometer  
 Humidity: 1  
 Test Distance: 6.15 m  
 Remarks:

Report No.:

Test Time: 2022/5/7 9:06:57

## LUMINOUS DISTRIBUTION INTENSITY DATA(Continue 1)

GammaC	C0	C30	C60	C90	C120	C150	C180	C210	C240	C270
G37	132.57	76.67	82.83	64.03	63.96	47.01	54.65	104.28	85.93	118.46
G38	112.14	64.83	70.54	53.48	53.9	39.0	45.77	89.37	72.96	101.93
G39	94.97	54.31	59.99	44.1	45.2	32.07	38.2	76.1	61.65	87.52
G40	80.68	45.01	50.23	36.39	37.97	26.51	31.92	64.53	51.44	74.7
G41	69.14	37.29	42.13	29.88	31.81	21.71	26.7	54.35	42.85	62.79
G42	59.57	30.45	35.33	24.32	26.63	17.55	22.2	45.77	36.42	52.61
G43	50.57	24.96	29.62	19.52	22.16	14.11	18.53	38.16	30.67	43.53
G44	42.29	20.46	24.62	15.24	18.34	11.42	15.51	31.81	25.72	36.12
G45	35.02	16.6	20.46	11.69	15.24	9.34	13.16	26.36	21.29	29.8
G46	28.86	13.09	16.83	9.15	12.78	7.6	11.31	21.86	17.28	24.81
G47	23.79	10.29	13.84	7.34	10.82	6.32	9.8	18.0	13.73	20.12
G48	19.25	8.36	11.72	5.98	9.27	5.14	8.55	15.02	10.89	16.26
G49	15.36	6.92	9.99	4.92	7.72	4.24	7.45	12.78	9.0	13.43
G50	11.91	5.67	8.55	4.01	6.62	3.44	6.54	11.08	7.45	11.5
G51	9.53	4.61	7.34	3.18	5.71	2.8	5.79	9.64	6.17	9.76
G52	7.9	3.59	6.32	2.34	4.99	2.23	5.07	8.43	4.99	8.51
G53	6.62	3.06	5.52	1.89	4.31	1.66	4.35	7.15	3.97	7.38
G54	5.6	2.57	4.73	1.51	3.52	1.06	3.56	6.2	3.18	6.54
G55	4.65	2.04	4.05	1.06	2.76	0.61	2.84	5.37	2.53	5.79
G56	3.9	1.59	3.29	0.49	2.31	0.26	2.34	4.69	2.0	5.07
G57	3.33	0.83	2.57	0.23	2.16	0.19	2.16	4.08	1.55	4.43
G58	2.8	0.45	2.23	0.23	2.04	0.19	2.04	3.4	1.02	3.78
G59	2.38	0.26	2.04	0.19	1.93	0.21	1.89	2.69	0.61	3.1
G60	1.89	0.23	2.0	0.19	1.89	0.23	1.82	2.34	0.38	2.57
G61	1.1	0.23	1.97	0.19	1.89	0.19	1.85	2.19	0.38	2.27
G62	0.76	0.23	1.82	0.19	1.74	0.19	1.78	2.12	0.38	2.12
G63	0.57	0.23	1.82	0.19	1.66	0.19	1.7	2.08	0.38	2.08
G64	0.57	0.23	1.74	0.19	1.59	0.19	1.66	2.0	0.38	2.0
G65	0.57	0.21	1.7	0.19	1.51	0.15	1.48	1.97	0.42	1.97
G66	0.57	0.19	1.63	0.17	1.48	0.15	1.44	1.89	0.42	1.93
G67	0.57	0.19	1.63	0.15	1.44	0.15	1.36	1.89	0.49	1.85
G68	0.61	0.19	1.55	0.17	1.4	0.15	1.48	1.85	0.45	1.85
G69	0.61	0.19	1.32	0.19	1.36	0.15	1.44	1.82	0.38	1.82
G70	0.64	0.19	1.48	0.19	1.32	0.15	1.36	1.78	0.42	1.78
G71	0.68	0.19	1.44	0.19	1.25	0.15	1.36	1.82	0.45	1.82
G72	0.72	0.19	1.36	0.19	1.25	0.15	1.32	1.74	0.45	1.78
G73	0.72	0.26	1.21	0.19	1.36	0.15	1.29	1.66	0.64	1.78

C Range: 0 - 360 Deg  
 C Interval: 30.0 Deg  
 Test Speed: High  
 Temperature: 6.15  
 Operators:  
 Test Date: 2022/5/7 9:06:57

G Range: 0 - 90 Deg  
 G Interval: 1.0 Deg  
 Test System: Huipu CPM-1800B Goniophotometer  
 Humidity: 1  
 Test Distance: 6.15 m  
 Remarks:



Report No.:

Test Time: 2022/5/7 9:06:57

### LUMINOUS DISTRIBUTION INTENSITY DATA(Continue 3)

Gamma/C	C300	C330	C360						
G0	2218.93	2205.2	2212.2						
G1	2224.8	2219.61	2224.12						
G2	2220.64	2224.53	2228.09						
G3	2205.96	2221.58	2223.85						
G4	2181.83	2208.65	2211.1						
G5	2149.6	2187.12	2191.1						
G6	2109.17	2158.19	2164.32						
G7	2061.67	2122.18	2129.86						
G8	2007.92	2078.42	2089.39						
G9	1947.44	2029.37	2043.06						
G10	1882.35	1972.71	1988.93						
G11	1812.11	1911.63	1928.72						
G12	1737.49	1844.72	1860.79						
G13	1654.43	1769.64	1782.65						
G14	1564.91	1686.58	1696.3						
G15	1466.27	1595.58	1597.7						
G16	1362.59	1495.77	1491.08						
G17	1256.31	1390.54	1382.22						
G18	1148.82	1283.09	1268.57						
G19	1042.92	1177.07	1154.99						
G20	941.21	1074.95	1045.07						
G21	846.81	978.88	940.76						
G22	758.98	890.34	843.29						
G23	677.7	809.36	752.97						
G24	605.35	736.25	671.65						
G25	541.62	667.64	599.68						
G26	484.58	601.04	536.17						
G27	435.98	538.9	481.37						
G28	392.82	484.17	433.37						
G29	354.96	437.15	391.69						
G30	319.94	396.04	354.51						
G31	285.94	359.28	321.23						
G32	251.48	325.54	289.76						
G33	217.4	292.29	256.81						
G34	184.38	258.44	224.06						
G35	154.24	224.21	190.7						
G36	130.53	190.89	159.46						

C Range: 0 - 360 Deg  
 C Interval: 30.0 Deg  
 Test Speed: High  
 Temperature: 6.15  
 Operators:  
 Test Date: 2022/5/7 9:06:57

G Range: 0 - 90 Deg  
 G Interval: 1.0 Deg  
 Test System: Huipu CPM-1800B Goniophotometer  
 Humidity: 1  
 Test Distance: 6.15 m  
 Remarks:

Report No.:

Test Time: 2022/5/7 9:06:57

### LUMINOUS DISTRIBUTION INTENSITY DATA(Continue 4)

Gamma\C	C300	C330	C360						
G37	110.78	160.9	132.57						
G38	94.59	136.5	112.14						
G39	80.56	116.68	94.97						
G40	69.22	99.81	80.68						
G41	59.61	85.37	69.14						
G42	50.95	72.92	59.57						
G43	43.19	61.69	50.57						
G44	36.12	51.89	42.29						
G45	30.07	43.19	35.02						
G46	24.66	36.04	28.86						
G47	20.08	29.99	23.79						
G48	16.04	25.0	19.25						
G49	12.59	20.61	15.36						
G50	10.06	16.76	11.91						
G51	8.4	13.77	9.53						
G52	6.96	11.72	7.9						
G53	5.67	10.14	6.62						
G54	4.65	8.85	5.6						
G55	3.71	7.49	4.65						
G56	3.03	6.47	3.9						
G57	2.42	5.67	3.33						
G58	1.97	4.99	2.8						
G59	1.48	4.39	2.38						
G60	0.87	3.97	1.89						
G61	0.62	3.06	1.1						
G62	0.52	2.42	0.76						
G63	0.42	2.23	0.57						
G64	0.42	2.27	0.57						
G65	0.38	2.04	0.57						
G66	0.38	2.0	0.57						
G67	0.42	1.97	0.57						
G68	0.45	1.93	0.61						
G69	0.45	1.89	0.61						
G70	0.45	1.85	0.64						
G71	0.49	1.85	0.68						
G72	0.53	1.82	0.72						
G73	0.57	1.82	0.72						

C Range: 0 - 360 Deg  
 C Interval: 30.0 Deg  
 Test Speed: High  
 Temperature: 6.15  
 Operators:  
 Test Date: 2022/5/7 9:06:57

G Range: 0 - 90 Deg  
 G Interval: 1.0 Deg  
 Test System: Huipu CPM-1800B Goniophotometer  
 Humidity: 1  
 Test Distance: 6.15 m  
 Remarks:

